



ਆਈ. ਕੇ. ਗੁਜਰਾਲ ਪੰਜਾਬ ਟੈਕਨੀਕਲ ਯੂਨੀਵਰਸਿਟੀ ਜਲੰਧਰ, ਕਪੂਰਥਲਾ
I.K. GUJRAL PUNJAB TECHNICAL UNIVERSITY JALANDHAR, KAPURTHALA
Centre for Training and Placement

Ref. No. IKGPTU/T&P/...620.....

Dated...25/03/2026

Directors/ Principals

All the University Campuses & it's Affiliated Colleges

I K Gujral Punjab Technical University Jalandhar Kapurthala

Sub: TCS BPS Off-Campus Hiring.

Respected Sir/ Madam

I K Gujral Punjab Technical University invite students of its campuses & affiliated colleges to participate in TCS BPS Hiring 2026 as per the below mentioned details:-

Course/ Stream : B.Com, BA, BAF, BBI, BBA, BBM, BMS & B.Sc (Except – CS & IT)

Batch Eligible : 2024 & 2025 passed out

Selection Process : Online Test & Interview – Technical Round + Managerial Round + HR Round

Registration Link : <https://nextstep.tcsapps.com/indiacampus/#/>

Last date to apply : 26-Mar-26

Eligibility Criteria:

- **Course Types:** Only full-time courses will be considered (part-time / correspondence courses will not be considered). Candidates who have completed their Secondary and / or Senior Secondary course from NIOS (National Institute of Open Schooling) are also eligible to apply if the other courses are full-time.
- **Highest Qualification:** It is mandatory that the course to be cleared and completed within the stipulated time duration of the course without any backlogs to be eligible for joining in TCS if selected.
- **Backlogs & Extended Education:** No backlog at the time of appearing for the TCS selection process is permitted. It is mandatory that the course is cleared and completed within the time duration stipulated by the University without any backlogs for a candidate to be eligible to join TCS, if selected. Extended Education will not be considered as eligible.
- **Gap / Break in Education:** It is mandatory for students to declare gaps in education, if any in TCS Application Form. The overall academic gap should not exceed 24 months until the highest qualification. Relevant document proof, as applicable, will be checked for gaps in education.
- **Work Experience:** Please note, the role is for 'Entry Level Requirement'. However, prior work experience, if any is required to be mandatorily declared by the candidates in the TCS Application Form.
- **Age:** Minimum age – 18 years and Maximum age – 28 years.

“Propelling Punjab to a prosperous Knowledge Society”

I.K. Gujral Punjab Technical University

Jalandhar-Kapurthala Highway, Kapurthala -144 603. Phone : 01822-282580

E-mail : placements@ptu.ac.in Website : www.ptu.ac.in

Kindly note that TCS have a stringent eligibility criteria and a robust selection process. Your eligibility as per the defined criteria will be checked at various stages of the selection process. At any point of time if you are found ineligible, or data shared by you is found discrepant, your candidature will be disqualified.

Steps to complete the Application Process. Kindly use your personal Gmail id to create your application form. No College email ID to be used for profile creation pls.

Steps to complete the Application Process (Details attached):

Step 1. Students can login to - <https://nextstep.tcsapps.com/indiacampus/#/>

Step 2. Verification Details as per Aadhaar

- It is important and mandatory to update your details correctly.
- The Name and DOB should exactly match the details as per the Aadhaar Card.
- Incorrect details submitted may lead to disqualification of your candidature.

Step 3. Register and apply for the TCS BPS Off-Campus Hiring process for Batch of 2024 & 2025.

Scenario A. If student is a registered user, kindly login and proceed to complete the application form. Upon submission, kindly click on '**Apply for Drive.**'

Scenario B. If student is a new user, kindly click on Register Now, choose **category as 'BPS'** and proceed to fill your details. Submit your application form.

Important: Please ensure that the details in the TCS Application Form are complete and accurate (Academic Details, Internship, Work Experience, if any)

Step 4. To confirm the application status, students can check 'Track Your Application'. The candidate status should reflect as 'Application received'.

Pls Note: DT/CT no. will be considered only if it is created in 2024/2025. If anyone has created DT/CT No. before 2024/2025 it will need to be deleted.

Upload a recent passport-size colour photograph with the following specifications:

- Dimensions: **35 mm x 35 mm**
- Resolution: **300 PPI**
- Formats: **.jpg, .jpeg**
- File Size: **Maximum 1MB**
- The photograph must be formal with a white or off-white background.
- Avoid white clothes with white background.
- Shoulder should be clearly visible.
- Both the ears must be clearly visible.
- Body pose should be appropriate.
- Do not upload selfies or informal photos.
- Ensure that you look directly into the camera and do not tilt your head in the photograph.
- Once you upload the photograph, a preview will be shown to you.

Please find attached the TCS Next Step Portal step by step registration manual for your reference.

You are requested to please direct the Training & Placement Officer/ Faculty Coordinator of your College/Campus to share the information with the concerned students.

Date & Time of the selection process will be informed later on.

For any further queries, you may please call the undersigned @ +91-94780-98136.

With profound regards,

M. Mohit Jain
25/3/26

Er. Mohit Jain

Assistant Registrar (CR&A)

CC:

- SVC: For kind information of the Hon'ble Vice Chancellor
- Head (CR&A): For his kind information
- DR (ITS) - To upload at University website
- File.

Handbook For Candidate Registration and Application

- Logging to NextStep Campus Portal
- Candidate Registration Process
- Application Form
- Track Application Form
- Apply For Drive

Logging to NextStep Campus Portal.

Visit URL- <https://nextstep.tcsapps.com/indiacampus/#/>

Candidate Registration Process

NextStep

Campus Commune Help & Support Login Register

Welcome aboard
TCS NextStep

Register Now →

Already Registered? [LOGIN HERE](#)

Click on Register Now

Candidate Registration Process

NextStep Campus Commune Help & Support Login

Candidate Registration Form Exit Registration

STEP 1/4


Registration Category

Select the category you would like to apply for: IT or BPS

Please note that you can register with us under only one category and registering in the incorrect category may lead you to repeat the entire registration process.


Please note that the TCS NextStep initiative is available in the India geography. Applications from other countries will not be taken into account.

IT



Information Technology ⓘ


BPS



Business Process Services ⓘ

Select appropriate Category IT or BPS

Continue



Candidate Registration Process

Candidate Registration Form

[Exit Registration](#)

STEP 2/4

Email Verification

Kindly use **personal email domain address for registering** into the NextStep Application instead of Institute/College email domain names for smooth communication post academics tenure completion.

Please enter your Email ID

We will send the verification code on your email id.

[Request OTP](#)

Enter your valid **email id** for verification

[← Back](#)

Candidate Registration Process

Candidate Registration Form

[Exit Registration](#)

STEP 2/4

Email Verification

Enter OTP

We have mailed you a **one time password** for verification on **mani2300@gmail.com**. Enter the code to verify your email.

Submit OTP

Resend OTP

Time Remaining : 04m 57s

Enter the **OTP** sent on your valid email id.

[← Change Email ID](#)

In case wrong mail id has been entered, you can use Change email id option to enter again.



Candidate Registration Process

NextStep Campus Commune Help & Support Login

Candidate Registration Form Exit Registration

STEP 2/4

Email Verification

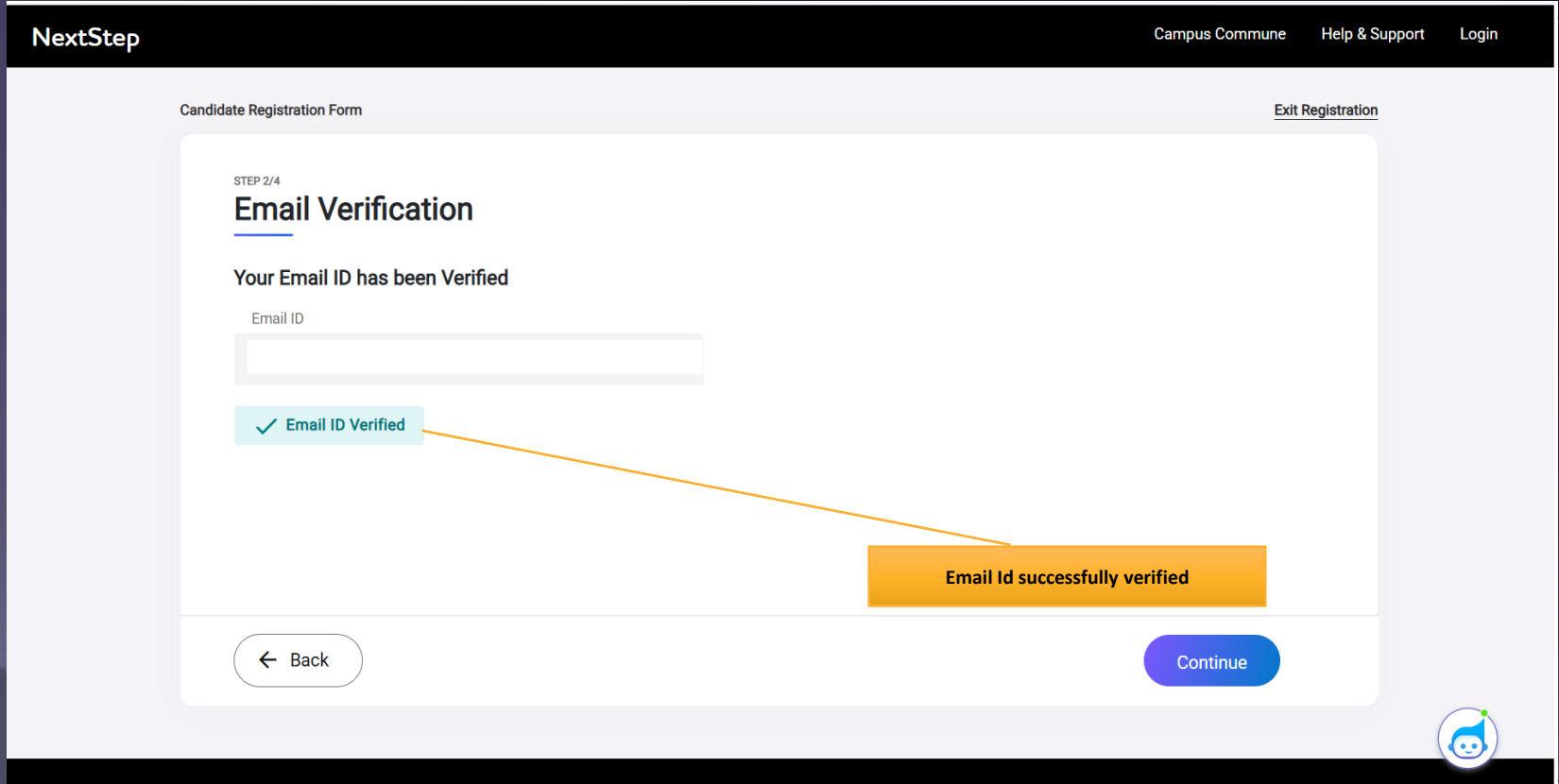
Your Email ID has been Verified

Email ID

✓ Email ID Verified

Email Id successfully verified

← Back Continue



Candidate Registration Process

NextStep Campus Commune Help & Support Login

Candidate Registration Form Exit Registration

STEP 3/4

Other Verification

Please fill the following details **as per Aadhar Card** for the purpose of authentication.

Aadhar Number (Last 4 digits)

•••• - •••• - 0 0 0 0

Date of Birth

First Name* Middle Name

← Back Continue

Ensure to enter the correct last 4 digits of your Aadhar card

Enter your correct Date of Birth as per Aadhar card

Enter your name as mentioned in the Aadhar card

Candidate Registration Process

NextStep Campus Commune Help & Support Login

Candidate Registration Form Exit Registration

> OTHER VERIFICATION

PERSONAL DETAILS

Aadhar Number (Last 4 digits)

•••• - •••• - 0000

Date of Birth

First Name* Middle Name

Last Name*

I agree to the [NextStep Privacy Notice](#)

Read the **Privacy Notice and Agreement Terms**, tick on the checkbox and click on **Continue**

← Back Continue



Candidate Registration Process

NextStep Campus Commune Help & Support Login

Candidate Registration Form Exit Registration

✓ OTHER VERIFICATION

> PERSONAL DETAILS

Personal Details

Personal Information

Choose the Correct Title

Title

Mr. Ms. Dr.

First Name: Testq Middle Name: Test **Verify First/Middle and Last Name**

Last Name: Test

Aadhaar Number (Last 4 Digits): - - 1 2 3 4 **Verify Last 4 digits of Aadhar card**

Candidate Registration Process

NextStep Campus Commune Help & Support Login

Candidate Registration Form Exit Registration

✓ OTHER VERIFICATION

> PERSONAL DETAILS

Gender **Choose your Gender**

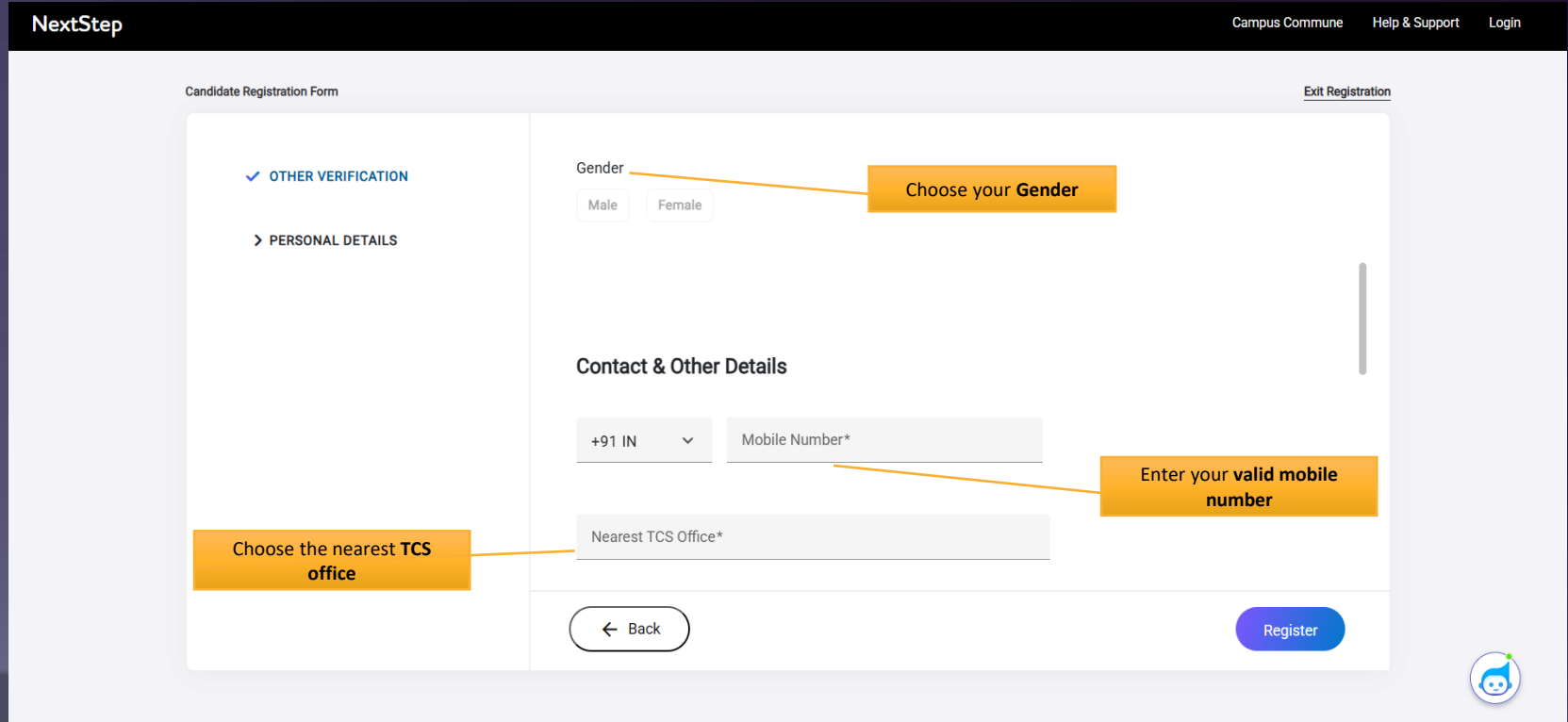
Male Female

Contact & Other Details

+91 IN Mobile Number* **Enter your valid mobile number**

Nearest TCS Office* **Choose the nearest TCS office**

← Back Register



Candidate Registration Process

NextStep Campus Commune Help & Support Login

Candidate Registration Form [Exit Registration](#)

✓ OTHER VERIFICATION

› PERSONAL DETAILS

Education Details

Institute name*

Qualification*

Year Of Passing(For Highest Qualification)*

Please enter the characters as you see in the image below:

12345

🔊
🔄

Enter Captcha here

← Back Register

Enter your **Institute Name**

Choose your **Highest Qualification**

Choose your **Year of Passing, Highest Qualification**

Enter the Captcha and Click on **Register**

Candidate Registration Process

The screenshot shows the 'Candidate Registration Form' interface. On the left, there are two sections: 'OTHER VERIFICATION' and 'PERSONAL DETAILS', both with checkmarks. The main form area has a 'Qualification*' dropdown menu set to 'ARQUITECTURA Y URBANISMO'. A modal window titled 'Registration Details Confirmation' is overlaid on the form. The modal contains the following text: 'Dear Testq Test Test,', 'Kindly check and verify all details before you Submit the Form.', 'Please confirm that the correct Email ID and Mobile Number have been Registered.', 'Your Registered Email ID:', and 'Your Registered Mobile Number:'. At the bottom of the modal are two buttons: 'No, Go back' and 'Yes, Confirm'. An orange callout box with an arrow points to the 'Yes, Confirm' button, containing the text 'Verify the filled detail and Click on Yes, Confirm'. The background form also has a 'Back' button and a 'Register' button. The top navigation bar includes 'NextStep', 'Campus Commune', 'Help & Support', and 'Login'. The bottom footer contains 'TCS TATA CONSULTANCY SERVICES' and a list of links: 'About TCS Next Step', 'Privacy Notices', 'Cookie Policy', 'Disclaimer', and 'Browser Compatibility'.

NextStep

Campus Commune Help & Support Login

Candidate Registration Form [Exit Registration](#)

Qualification*

ARQUITECTURA Y URBANISMO

✓ OTHER VERIFICATION

✓ PERSONAL DETAILS

Registration Details Confirmation X

Dear Testq Test Test,

Kindly check and verify all details before you Submit the Form.

Please confirm that the correct **Email ID** and **Mobile Number** have been Registered.

Your Registered Email ID:

Your Registered Mobile Number:

No, Go back Yes, Confirm

Verify the filled detail and Click on **Yes, Confirm**

← Back Register

TCS TATA CONSULTANCY SERVICES

About TCS Next Step | Privacy Notices | Cookie Policy | Disclaimer | Browser Compatibility |

Candidate Registration Process

NextStep

Campus Commune Help & Support Login

Candidate Registration Form [Exit Registration](#)


Hey Testq, your registration is now complete!

Thank you for registering with TCS!
Please note your **Reference ID: CT/DT 123x** for all further communication with TCS.
An email with your DT Reference ID has been sent to your registered email ID.

[Click Here to Login](#)

Message on Successful Registration

This is your **Reference ID**, to be used for further communication



tcs TATA CONSULTANCY SERVICES

About TCS Next Step | Privacy Notices | Cookie Policy | Disclaimer | Browser Compatibility | Accessibility Statement | Help & Support

Application name Release Version: 12.2 | ©2025 Tata Consultancy Services Limited

Candidate Log-in Process

The screenshot shows the TCS NextStep website landing page. At the top left is the 'NextStep' logo. At the top right are navigation links: 'Campus Commune', 'Help & Support', 'Login', and a 'Register' button. The main content area features a large circular image of four people (three women and one man) sitting around a table, looking at a tablet. To the left of the image, the text reads 'Welcome aboard TCS NextStep'. Below this text is a blue 'Register Now' button with a right-pointing arrow. Underneath the button is the text 'Already Registered?' followed by a blue link labeled 'LOGIN HERE'. A yellow callout box with a black border points from the 'LOGIN HERE' link to the text 'Click on Login Here, if registration is already done.' in the bottom right corner of the page. In the bottom right corner of the page, there is a small circular icon of a blue robot head.

Candidate Log-in Process

The screenshot shows the NextStep login interface. At the top, there is a navigation bar with 'NextStep' on the left and 'Campus Commune', 'Help & Support', 'Login', and 'Register' on the right. The main content area has a breadcrumb 'Home / Login' and a 'Login' heading. Below the heading, there is a text prompt: 'Please enter the Email ID/Reference ID & Captcha. We will send the verification code on your Email ID.' This is followed by an input field for 'Email Id/Reference Id'. Below that, another prompt says 'Please enter the characters as you see in the image below:' followed by a captcha image showing the numbers '12345'. To the right of the captcha is a speaker icon and a refresh icon. Below the captcha is an input field for 'Enter Captcha here'. At the bottom of the login form is a blue 'Request OTP' button. To the right of the login form is a 'New Candidate?' card featuring a woman working on a laptop, a 'Register Now' button, and a link 'If you are from a different country, Click Here'. In the bottom right corner, there is a chatbot icon with a speech bubble saying 'Hi!! I am REXA' and another bubble asking 'How can I help you?'. Two orange callout boxes provide instructions: one points to the 'Email Id/Reference Id' field with the text 'Enter your registered email id/reference id here', and the other points to the 'Request OTP' button with the text 'Enter the captcha text here and Click on Request OTP'.

NextStep

Campus Commune Help & Support Login Register

Home / Login

Login

Please enter the Email ID/Reference ID & Captcha.
We will send the verification code on your Email ID.

Email Id/Reference Id

Please enter the characters as you see in the image below:

12345

Enter Captcha here

Request OTP

New Candidate?

Register Now

If you are from a different country, [Click Here](#)

Hi!! I am REXA

How can I help you?

Enter your registered email id/reference id here

Enter the captcha text here and Click on Request OTP

Candidate Log-in Process

The screenshot shows the NextStep login interface. At the top, there is a navigation bar with 'NextStep' on the left and 'Campus Commune', 'Help & Support', 'Login', and 'Register' on the right. Below the navigation bar, the page title is 'Login' with a home icon and 'Login' breadcrumb. The main content area features a 'Login' heading, a message: 'We have mailed you a one time password for verification on your registered email id. Enter the code to verify your email.', an 'Enter OTP' input field, a 'Time Remaining : 04:55' timer, and a 'Resend OTP' link. A blue 'Login' button is positioned below the input field. A message below the button reads: 'Entered the wrong Email ID/Reference ID? [Go Back and Update](#)'. To the right, there is a 'New Candidate?' section with a 'Register Now' button and a link: 'If you are from a different country, [Click Here](#)'. Two orange callout boxes provide instructions: one points to the 'Resend OTP' link, and the other points to the 'Login' button. A green notification bar at the bottom states: 'If the email is registered with us, an OTP has been sent.' with a close icon. A small chatbot icon is visible in the bottom right corner.

Click on **Resend OTP**, in case OTP is not received over registered email id

Login

We have mailed you a one time password for verification on your registered email id. Enter the code to verify your email.

Enter OTP

Time Remaining : 04:55 [Resend OTP](#)

Login

Entered the wrong Email ID/Reference ID? [Go Back and Update](#)

New Candidate?

[Register Now](#)

If you are from a different country, [Click Here](#)

If the email is registered with us, an OTP has been sent. ✕

Application Form

Fill Application Form

The screenshot shows the TCS NextStep Portal Home page. The navigation bar at the top includes 'NextStep', 'Campus Commune', 'Help & Support', 'Contact Us', and a user profile icon. The left sidebar contains 'Home', 'Application Form', and 'Track My Application'. The main content area features a 'Home' header, a greeting 'Hey Testq, Welcome aboard on TCS NextStep Portal!', a paragraph about the platform, a 'Do you have any queries?' section with a link to 'Explore the Application Process', and a 'Track My Application' link. A callout box with an orange arrow points to the 'Application Form' link in the sidebar and the 'Explore the Application Process' link in the main content.

NextStep

Campus Commune Help & Support Contact Us

Home

Application Form

Track My Application

Home

Hey Testq, Welcome aboard on TCS NextStep Portal!

Connect with TCS, Asia's leading IT services company. Our interactive platform simplifies communication and addresses all your needs. Transition seamlessly from student life to a dynamic career path with TCS. Stay updated on TCS initiatives, get answers to your queries, and explore a world of opportunities. TCS NextStep bridges the gap on your journey to becoming a TCSeer.

So, go ahead! Explore opportunities. Experience Certainty.

Do you have any queries?

Learn more about the Application Process or feel free to reach out and share your Feedback

📘 Explore the Application Process

📄 Track My Application

Click on **Application Form**

About TCS Next Step | Privacy Notices | Cookie Policy | Disclaimer | Browser Compatibility

Fill Application Form

The screenshot shows a web interface for filling an application form. At the top, there is a navigation bar with 'NextStep' on the left and 'Campus Commune', 'Help & Support', and 'Contact Us' on the right. A sidebar on the left contains icons for 'Home', 'Application Form', and 'Track My Application'. The main content area is titled 'Application Form' and contains 'Instructions'. The instructions list four sections: 1. Personal Details, 2. Academic and Work Experience, 3. Other Details, and 4. Form Preview and Declaration. Below the list, there are several bullet points providing additional guidance. At the bottom of the instructions, there is a yellow callout box and a blue button to start the application process.

NextStep

Campus Commune Help & Support Contact Us

Home

Application Form

Track My Application

Application Form

Instructions

- The Application Form consists of Four Sections:
 1. Personal Details
 2. Academic and Work Experience
 3. Other Details
 4. Form Preview and Declaration
- Please remember that all fields are mandatory to fill unless specified as optional.
- To save the information you have entered so far, click on the **Save** button.
- Once you have completed filling in all the details in one section, click on **Save and Continue** to proceed on to the next section.
- Please note that you must fill in all the details in one section, to unlock the next section for filling details. However, you can review the entire Application Form in **View-Only** mode.
- If you need to make any edits, simply navigate to the relevant section and make the necessary changes. After editing, remember to click on **Save Progress** to save your updated details.

Carefully Read all the instructions above and click on Start the Application Process

Start the Application Process →

About TCS Next Step | Privacy Notices | Cookie Policy | Disclaimer | Browser Compat | Accessibility Statement | Help & Support

Application Form- Personal Details

The screenshot displays the 'Application Form' interface. At the top, there is a navigation bar with 'NextStep' on the left and 'Campus Commune', 'Help & Support', 'Login', and a 'Register' button on the right. Below this is a secondary navigation bar with 'Campus Commune', 'Help & Support', 'Contact Us', and a user profile icon. The main content area is titled 'Application Form' and has four tabs: 'Personal Details' (selected), 'Academic & Work Experience', 'Other Details', and 'Form Preview and Declaration'. There is also a link for 'Application Form Instructions'. The 'PERSONAL DETAILS' section is expanded to show 'Personal Information'. This section includes a 'Name' field with dropdowns for 'Mr.', 'Ms.', and 'Dr.', and input fields for 'First Name' (Testq), 'Middle Name' (Test), and 'Last Name' (Test). Below that is a 'Date of Birth' field with the value '10/06/1986' and a calendar icon, and a 'Gender' field with 'Male' selected and 'Female' as an option. At the bottom right of the form is a 'Save and Continue' button. A yellow callout box with a line pointing to the button contains the text: 'Verify all the autopopulated details and Click on Save and Continue'. A chatbot icon is visible in the bottom right corner of the form area.

Application Form- Personal Details

The screenshot displays the 'Application Form' interface. At the top, there is a navigation bar with 'NextStep' on the left and 'Campus Commune', 'Help & Support', and 'Contact Us' on the right. A sidebar on the left contains icons for 'Home', 'Application Form', and 'Track My Application'. The main content area is titled 'Application Form' and has four tabs: 'Personal Details' (active), 'Academic & Work Experience', 'Other Details', and 'Form Preview and Declaration'. There is also a link for 'Application Form Instructions'. Under the 'PERSONAL DETAILS' section, there is a 'Father's Name*' field with 'Mr.' and 'Dr.' radio buttons. An orange callout box points to these buttons with the text 'Choose correct Title and Enter First Middle and Last name'. Below this are three input fields: 'First Name*', 'Middle Name(optional)', and 'Last Name*'. The 'Address' section is titled and underlined, with a sub-section for 'Permanent Address' containing a 'House No./Apartment Name/Block No.*' input field. A 'Save and Continue' button is located at the bottom right of the form area, next to a chatbot icon.

Application Form- Personal Details

NextStep Campus Commune Help & Support Contact Us

Home

Application Form

Track My Application

Application Form

Personal Details Academic & Work Experience Other Details Form Preview and Declaration [Application Form Instructions](#)

> PERSONAL DETAILS

Permanent Address

Enter all mandatory details- House No. Area/Landmark, Country, State, City and PIN Code

House No./Apartment Name/Block No.*

Road/Street/Lane (Optional) Area/Landmark*

Country* State*

City* Pincode*

Enter your city name correctly

Enter your correct area PIN Code

Save and Continue

Application Form- Personal Details

NextStep Campus Commune Help & Support Contact Us

Home

Application Form

Track My Application

Application Form

Personal Details Academic & Work Experience Other Details Form Preview and Declaration Application Form Instructions

> PERSONAL DETAILS

Are the Permanent And Present Address same?*

Yes No

If your present address is different than the permanent address, click on No and fill your present address below

Present Address

House No./Apartment Name/Block No.*

Road/Street/Lane (Optional) Area/Landmark*

Country* State*

[Save and Continue](#)

Application Form- Personal Details

NextStep Campus Commune | Help & Support | Contact Us

Home | Application Form | Track My Application

Application Form

Personal Details | Academic & Work Experience | Other Details | Form Preview and Declaration | Application Form Instructions

PERSONAL DETAILS

Contact Details

Email ID: mani2300@gmail.com | Alternate Email ID(optional):

Country code*: +91 IN | Mobile Number*: 3434343434 | Country... | Alternate number(optional):

Nearest TCS Office Location*: TCS - Ahmedabad

Once all the above details are correctly filled, click on **Save and Continue** to proceed to next section

Email id and mobile number, nearest TCS office details will be auto populated

[Save and Continue](#)

Application Form- Academic and Work Experience

NextStep

Campus Commune | Help & Support | Contact Us

Home

Application Form

Track My Application

Application Form

Personal Details | **Academic & Work Experience** | Other Details | Form Preview and Declaration | Application Form Instructions

Academic Instructions

SECTION 2/7

Graduation

HIGHEST QUALIFICATION CATEGORY DETAILS

GRADUATION

XII GRADE EQUIVALENT DIPLOMA

X GRADE

ANY OTHER QUALIFICATION

WORK EXPERIENCE DETAILS

Institute/University*
A And M Institute Of Management And Technology, Gurdaspur

Course Name*
ARQUITECTURA Y URBANISMO

Specialization*

Course Duration

Start Date* → End Date*

← Back

Save | Save and Continue

Read the **Academic instructions** before you start filling the section here

Verify the **Institute** and **course name** which is auto populated and enter correct specialization

Use the options to **Navigate** within different sections. Fields marked with * are mandatory

Choose correct course duration **Start and End Dates**

TATA CONSULTANCY SERVICES

About TCS Next Step | Privacy Notices | Cookie Policy | Disclaimer | Browser Compatibility | Accessibility Statement | Help & Support

TATA

Application Form- Academic and Work Experience

NextStep Campus Commune Help & Support Contact Us

Home

Application Form

Track My Application

Application Form

Personal Details **Academic & Work Experience** Other Details Form Preview and Declaration Application Form Instructions

Academic Instructions

HIGHEST QUALIFICATION CATEGORY DETAILS

GRADUATION

XII GRADE EQUIVALENT DIPLOMA

X GRADE

ANY OTHER QUALIFICATION

WORK EXPERIENCE DETAILS

Start Date* 08/06/2021 → End Date* 10/06/2025

Select Course Type* Full Time Part Time

Select Grading System* Marks CGPA

Total Marks Obtained*	Total Maximum Marks*	Equivalent %
878	1000	87.80

Select Course Type, Grading systems and enter correct marks, percentage/CGPA as applicable.

Application Form- Academic and Work Experience

NextStep Campus Commune Help & Support Contact Us

Home

Application Form

Track My Application

Application Form

Personal Details **Academic & Work Experience** Other Details Form Preview and Declaration Application Form Instructions

Academic Instructions

✓ HIGHEST QUALIFICATION CATEGORY DETAILS

✓ GRADUATION

> XII GRADE EQUIVALENT DIPLOMA

X GRADE

ANY OTHER QUALIFICATION

WORK EXPERIENCE DETAILS

SECTION 3/7

XII Grade Equivalent Diploma

Please Select the relevant Course. Select both if Applicable

XII Grade Equivalent Diploma


Choose your **relevant course** and enter the required details.

XII Grade

Institute/University* Board of Education*

Specialization*

Enter correct **Specialization, Course Start and End Date, Select Grading System, Marks, Percentage/CGPA** as applicable



Application Form- Academic and Work Experience

NextStep Campus Commune Help & Support Contact Us

Home

Application Form

Track My Application

Application Form

Personal Details **Academic & Work Experience** Other Details Form Preview and Declaration Application Form Instructions

Academic Instructions

- ✓ HIGHEST QUALIFICATION CATEGORY DETAILS
- ✓ GRADUATION
- ✓ XII GRADE EQUIVALENT DIPLOMA
- > X GRADE**
- ANY OTHER QUALIFICATION
- WORK EXPERIENCE DETAILS

SECTION 4/7

X Grade

Institute/University* Board of Education*

SSC/Class X RollNo.*

Course Duration

Start Date* → End Date*

← Back Save Save and Continue

Enter your Institute detail, select Board of Education, put correct SSC/Class Roll X Roll no*, Start and End Date, Grading System, Marks, Percentage/CGPA as applicable.

Application Form- Academic and Work Experience

NextStep Campus Commune Help & Support Contact Us

Home

Application Form

Track My Application

Application Form

Personal Details **Academic & Work Experience** Other Details Form Preview and Declaration Application Form Instructions

Academic Instructions

- ✓ HIGHEST QUALIFICATION CATEGORY DETAILS
- ✓ GRADUATION
- ✓ XII GRADE EQUIVALENT DIPLOMA
- ✓ X GRADE
- > ANY OTHER QUALIFICATION

WORK EXPERIENCE DETAILS

SECTION 5/7

Any Other Qualification

Have you completed any additional courses?*

Select appropriate option Yes or No. If Yes, fill the details as required

← Back Save Save and Continue

Application Form- Academic and Work Experience

NextStep Campus Commune Help & Support Contact Us

Home

Application Form

Track My Application

Application Form

Personal Details **Academic & Work Experience** Other Details Form Preview and Declaration Application Form Instructions

Academic Instructions

- HIGHEST QUALIFICATION CATEGORY DETAILS
- GRADUATION
- XII GRADE EQUIVALENT DIPLOMA
- X GRADE
- ANY OTHER QUALIFICATION

WORK EXPERIENCE DETAILS

SECTION 6/7

Work Experience Details

Do you have any relevant Work Experience?
Internships/Trainings do not count as relevant Work Experience*

Yes No

Select **Yes**, and add the details, if you have any work experience, else select as **No**.

← Back Save Save and Continue

tcs TATA CONSULTANCY SERVICES

About TCS Next Step | Privacy Notices | Cookie Policy | Disclaimer | Browser Compatibility | Accessibility Statement | Help & Support

TATA

Application Form- Academic and Work Experience

NextStep Campus Commune Help & Support Contact Us

Home

Application Form

Track My Application

Application Form

Personal Details Academic & Work Experience Other Details Form Preview and Declaration Application Form Instructions

- HIGHEST QUALIFICATION CATEGORY DETAILS
- GRADUATION
- XII GRADE EQUIVALENT DIPLOMA
- X GRADE
- ANY OTHER QUALIFICATION
- WORK EXPERIENCE DETAILS
- DECLARATION**

SECTION 7/7

Declaration

Did you have any break in studies?

Yes No

Have you done any other courses?

Yes No

Do you have any pending backlog currently?

Yes No

Read Declaration questions and select appropriate options (Yes or No), Once all options are selected

Application Form- Academic and Work Experience

NextStep

Campus Commune Help & Support Contact Us

Home

Application Form

Track My Application

Application Form

Personal Details Academic & Work Experience Other Details Form Preview and Declaration Application Form Instructions

- ✓ HIGHEST QUALIFICATION CATEGORY DETAILS
- ✓ GRADUATION
- ✓ XII GRADE EQUIVALENT DIPLOMA
- ✓ X GRADE
- ✓ ANY OTHER QUALIFICATION
- ✓ WORK EXPERIENCE DETAILS
- > DECLARATION

You have not attended the TCSL Selection Process in the last 6 months*

Yes No

You have read the [TCSL Eligibility Criteria](#) and understand that your Candidature/Application Offer/Onboarding is subject to fulfillment of the specified criteria.*


Yes No

I Test solemnly declare that the information in this form is truly stated and correct and I am competent to furnish as well as verify it with adequate details whenever requested for by TCSL.*

*I Agree

Check the **I Agree** box and Click on **Save and Continue** to proceed to further section

← Back Save Save and Continue



Application Form- Other Details

NextStep

Home
Application Form
Track My Application

Campus Commune | Help & Support | Contact Us

Application Form

Personal Details | Academic & Work Experience | **Other Details** | Form Preview and Declaration | Application Form Instructions

> NATIONALITY AND LANGUAGES KNOWN

ACHIEVEMENTS AND CERTIFICATIONS (OPTIONAL)

UPLOAD PHOTO/CV

SECTION 1/3

Nationality And Languages Known

Nationality

Nationality*

India

Choose your **Nationality**

Languages Known

Apart from your Native languages, you can add additional Foreign Languages If you know them.

Please remember to **select only one Mother Tongue**

+ Add Language

Click **Add Language** and enter the languages known.

Please Add at least one Language. Make sure your Mother Tongue is included as one of the known Languages.

← Back | Save | Save and Continue

Application Form- Other Details

NextStep Campus Commune Help & Support Contact Us

Application Form

Personal Details Academic & Work Experience **Other Details** Form Preview and Declaration Application Form Instructions

✓ NATIONALITY AND LANGUAGES KNOWN

> ACHIEVEMENTS AND CERTIFICATIONS (OPTIONAL)

UPLOAD PHOTO/CV

SECTION 3/3

Achievements And Certifications (Optional)

Achievements

Achievements, Scholarships etc

NA

2 / 1000

Certification Details

Add Certification

← Back Save Save and Continue

Enter details regards to your achievements/scholarships(if any)

Click on Add Certification to add certification details(if any)

Application Form- Other Details

NextStep

Home

Application Form

Track My Application

Application Form

Personal Details Academic & Work Experience **Other Details** Form Preview and Declaration Application Form Instructions

✓ NATIONALITY AND LANGUAGES KNOWN

✓ ACHIEVEMENTS AND CERTIFICATIONS (OPTIONAL)

➤ **UPLOAD PHOTO/CV**

SECTION 3/3

Upload Photo/CV

Smart Card Details

Smart Card is your TCS Identity card which will be handed over to you once you join the company.

Note: Please provide the following details carefully, as they will be printed on your **TCS Identity Card** if you are selected to join TCS.

Name (as to be printed on smart Card)

First Name*

Last Name*

Blood Group*

Upload Photo

← Back Save Save and Continue

Enter your correct **first,last Name**, to be printed on TCS smart card.

Select your correct **blood group**

Application Form- Other Details

NextStep Campus Commune Help & Support Contact Us

Home
Application Form
Track My Application

Application Form

Personal Details Academic & Work Experience **Other Details** Form Preview and Declaration Application Form Instructions

✓ NATIONALITY AND LANGUAGES KNOWN

✓ ACHIEVEMENTS AND CERTIFICATIONS (OPTIONAL)

> UPLOAD PHOTO/CV

Drag and drop a file OR Select file from your device

I hereby declare that the photograph affixed on this application form is a true and correct representation of myself. I understand that any discrepancy in the photo may lead to rejection of my application *

* I Agree

Upload CV

Maximum file size: 500 KB | Accepted formats: .pdf, .doc, .docx, .txt, .rtf

Drag and drop a file OR Select file from your device

← Back Save Save and Continue

Read the photo specifications carefully and upload your **photograph** accordingly.

Upload your **recent CV**

Application Form- Preview and Declaration

NextStep Campus Commune Help & Support Contact Us

Home

Application Form

Track My Application

Application Form

Personal Details Academic & Work Experience Other Details **Form Preview and Declaration** Application Form Instructions

> SECURITY DETAILS

DECLARATION

APPLICATION FORM PREVIEW

TCS TERMS AND CONDITIONS

SECTION 1/4

Security Details

Read the security details questions carefully and select appropriate options as **Yes/No**

Are you involved in any pending and / or closed Civil / Criminal / case / proceedings / charges / enquiry prior to joining TCS.

Are you involved in any pending and / or closed Disciplinary / malpractices and / or any other charges / proceedings / enquiry / case pending against me in any University or any other educational authority / institution prior to joining TCS.

Application Form- Preview and Declaration

The screenshot displays the 'Application Form' interface. At the top, there are navigation links for 'Campus Commune', 'Help & Support', and 'Contact Us'. The main header is 'Application Form'. Below it, there are four tabs: 'Personal Details', 'Academic & Work Experience', 'Other Details', and 'Form Preview and Declaration' (which is the active tab). To the right of these tabs is a link for 'Application Form Instructions'. On the left side, there is a sidebar with 'Home', 'Application Form', and 'Track My Application'. The main content area is divided into three sections: 'SECURITY DETAILS', 'DECLARATION', and 'APPLICATION FORM PREVIEW'. The 'DECLARATION' section is expanded, showing the question 'Have you appeared for TCS Tests/Interviews previously?' with 'Yes' and 'No' radio buttons. The 'No' button is selected. A yellow callout box points to the question with the text: 'Read the Declaration questions carefully and select appropriate options as Yes/No'. At the bottom of the form, there are 'Back' and 'Continue' buttons. A small chatbot icon is visible in the bottom right corner.

Application Form- Preview and Declaration

NextStep

Campus Commune Help & Support Contact Us

Home

Application Form

Track My Application

Application Form

Personal Details Academic & Work Experience Other Details **Form Preview and Declaration** Application Form Instructions

✓ SECURITY DETAILS

✓ DECLARATION

> **APPLICATION FORM PREVIEW**

TCS TERMS AND CONDITIONS

SECTION 3/4

Application Form Preview

- To view the application form you filled out, simply click on the **Application Form Preview** button.
- Please keep in mind that you can only preview the form after completing all the required fields.
- It's important to review your details because the information you entered will be used for your final evaluation.
- If you need to make any changes to your application, you can do so before submitting the form by simply navigating to the respective section.
- Please note that certain fields such as your Name, Email ID, Gender, Date of Birth, and Mother's Maiden Name cannot be edited.

Application Form Preview

Click on **Application Form Preview**, Verify your details and Click on **Continue**

← Back

Continue

Application Form- Preview and Declaration

NextStep

Campus Commune Help & Support Contact Us

Home

Application Form

Track My Application

Application Form

Personal Details Academic & Work Experience Other Details **Form Preview and Declaration** Application Form Instructions

- ✓ SECURITY DETAILS
- ✓ DECLARATION
- ✓ APPLICATION FORM PREVIEW
- > **TCS TERMS AND CONDITIONS**

SECTION 4/4

TCS Terms And Conditions

Read Terms and Conditions carefully

In connection with my application to render services to Tata Consultancy Services Ltd (the "Company"), I hereby agree as follows:

I certify that the information furnished in this form as well as in all other forms filled-in by me in conjunction with my traineeship is factually correct and subject to verification by TCS including Reference Check and Background Verification.

I accept that an appointment given to me on this basis can be revoked and/or terminated without any notice at any time in future if any information has been found to be false, misleading, deliberately omitted/suppressed.

As a condition of Company's consideration of my application for traineeship with the Company, I hereby give my consent to the Company to investigate or cause to be investigated through any third parties my personal, educational and pre or post joining history.

I understand that the background investigation will include, but not be limited to, verification of all information given by me to the Company. I confirm that the Company is entitled to share such investigation report with its clients to the extent necessary in connection with the Services, which I may be required to provide to such clients.

I confirm and undertake that the Company shall incur no liability or obligation of any nature whatsoever resulting from such investigation or sharing of the investigation results as above. I certify that I am at present in sound mental and physical condition to undertake employment with TCS. I also declare that there is no criminal case filed against me or pending against me in any Court of law in India or abroad and no restrictions are placed on my travelling anywhere in India or abroad for the purpose of business of the company.

I Agree to the TCS Terms and Conditions

← Back Submit Application Form

Application Form- Preview and Declaration

NextStep

Campus Commune Help & Support Contact Us

Home

Application Form

Track My Application

Application Form

Personal Details Academic & Work Experience Other Details **Form Preview and Declaration** Application Form Instructions

- SECURITY DETAILS
- DECLARATION
- APPLICATION FORM PREVIEW
- TCS TERMS AND CONDITIONS

I confirm and undertake that the Company shall incur no liability or obligation of any nature whatsoever resulting from such investigation or sharing of the investigation results as above. I certify that I am at present in sound mental and physical condition to undertake employment with TCS. I also declare that there is no criminal case filed against me or pending against me in any Court of law in India or abroad and no restrictions are placed on my travelling anywhere in India or abroad for the purpose of business of the company.

I Agree to the TCS Terms and Conditions

Date: 11/09/2025 Place*: Ahmedabad

TCS is an equal opportunity employer that aims to integrate global diversity and inclusion at each level within our organization. Hiring decisions are solely made on the capability of an individual to perform a role. Any personal details like gender, age and nationality that may be provided by you during the course of application or selection process will be used for administrative records and all qualified applicants will receive consideration for employment without regard to this information.

← Back Submit Application Form

Click on **I Agree**, enter the Place and click on **Submit Application Form**

Application Form- Preview and Declaration

The screenshot displays the 'Application Form' interface on the NextStep portal. The navigation bar includes 'Campus Commune', 'Help & Support', and 'Contact Us'. The left sidebar contains 'Home', 'Application Form', and 'Track My Application'. The main content area shows a progress bar with steps: 'Personal Details', 'Academic & Work Experience', 'Other Details', 'Form Preview and Declaration' (active), and 'Application Form Instructions'. A confirmation dialog is overlaid on the form, asking: 'Are you sure you want to Submit the Application Form? Please ensure that you have reviewed the Form and entered the correct details. Any unsaved changes will be lost.' The dialog has two buttons: 'No, Let it be' and 'Yes, Submit Application Form'. An orange callout box points to the 'Yes' button with the text 'Confirmation to Submit the Application Form'. The background form shows a 'SECURITY DETAILS' section with a checked checkbox and a 'Date' field with the value '11/0'. At the bottom of the form, there are 'Back' and 'Submit Application Form' buttons.

Application Form- Download

NextStep

Campus Commune | Help & Support | Contact Us

Home

Application Form

Track My Application

Application Form

Hey Test, you've successfully submitted your Application Form!

Remember, for the TCS Selection Process, please make sure to bring a **printed copy** of the **Application Form** and your **CV**. It's important!

Wishing you the best of luck!

[Download Application Form](#) [Edit Application Form](#)

Once Application form is submitted successfully, you can **download** the by clicking **Download Application Form**

About TCS Next Step | Privacy Notices | Cookie Policy | Disclaimer | Browser Compatibility | Accessibility Statement

Track My Application

The screenshot displays the 'Track My Application' interface. The top navigation bar includes 'NextStep', 'Campus Commune', 'Help & Support', 'Contact Us', and a user profile icon. The left sidebar contains navigation options: 'Home', 'Application Form', 'Apply For Drive', and 'Track My Application' (highlighted with a blue circle and a red arrow). The main content area, titled 'Track My Application', shows a vertical timeline of events:

- 11:30 AM (IST) 11th Sep, 2025: Candidate Registration Registered (marked with a green checkmark)
- 12:22 PM (IST) 11th Sep, 2025: Application Received Application Received (marked with a green checkmark)

An orange callout box with a red arrow pointing to the 'Track My Application' sidebar item contains the following text:

Click on **Track My Application** to get the current application status. The application status should reflect as **“Application Received”**

The bottom of the page features the TATA CONSULTANCY SERVICES logo on the left, a footer with links for 'About TCS Next Step', 'Privacy Notices', 'Cookie Policy', 'Disclaimer', 'Browser Compatibility', 'Accessibility Statement', and 'Help', and the TATA logo on the right. The footer also includes the text 'Application name Release Version: 12.2 | ©2025 Tata Consultancy Services Limited'.

Application Form-Apply For Drive

NextStep Campus Commune Help & Support Contact Us

Apply for TCS Recruitment Drive

Disclaimer :
In TCSL, we believe that flexibility to work from any location is imperative not only to meet our global business but also for overall development of our employees. If offered, the organization will consider your selection of preferred job locations, however the final decision of job location will reside with TCSL and will depend on the organization's need to service a business requirement.

Test Mode

Kindly note that allocation of test center will depend on the centre capacity.

Preferred Job Location 1* Preferred Job Location 2*

Preferred Job Location 3*

[Apply for Recruitment Drive](#)

For the Candidate's that have already created their CT/DT reference id in the past and have submitted the application form, will get this option(once the drive is open) and click on **Apply For Drive**

Application Form-Apply For Drive

NextStep Campus Commune Help & Support Contact Us

Home

Application Form

Apply For Drive

Track My Application

Apply for TCS Recruitment Drive

Disclaimer :

In TCSL, we believe that flexibility to work from any location is imperative not only to meet our global business but also for overall development of our employees. If offered, the organization will consider your selection of preferred job locations, however the final decision of job location will reside with TCSL and will depend on the organization's need to service a business requirement.

Test Mode

Kindly note that allocation of test center will depend on the centre capacity.

Preferred Job Location 1*

Preferred Job Location 2*

Preferred Job Location 3*

The **Test Mode** will be displayed accordingly(as applicable).

Application Form-Apply For Drive

NextStep Campus Commune Help & Support Contact Us

Home

Application Form

Apply For Drive

Track My Application

Apply for TCS Recruitment Drive

Disclaimer :

In TCSL, we believe that flexibility to work from any location is imperative not only to meet our global business but also for overall development of our employees. If offered, the organization will consider your selection of preferred job locations, however the final decision of job location will reside with TCSL and will depend on the organization's need to service a business requirement.

Test Mode

In-Center Remote

Please select your preferred 3 test centres

Test Centre 1*	Click here to select Test Centre 1
Test Centre 2*	Click here to select Test Centre 2
Test Centre 3*	Click here to select Test Centre 3

Kindly note that allocation of test center will depend on the centre capacity.

Preferred Job Location 1*	Preferred Job Location 2*
Preferred Job Location 3*	

You need to select at least **three test centre** in order of your test preference and accordingly your Job location preference and Click on **Apply For Recruitment Drive**.

Application Form-Apply For Drive

The screenshot displays the 'Apply for TCS Recruitment Drive' page. The main content area features a large blue heading: 'You've successfully applied for the TCS Recruitment Drive!'. Below this, a message states: 'We are pleased to inform you that your application for the recruitment drive has been successfully received. Your next step is to await further updates.' A yellow callout box points to this message with the text: 'A message will be displayed stating you have successfully applied for the TCS recruitment Drive.' The interface includes a dark sidebar with navigation options: Home, Application Form, Apply For Drive (highlighted), and Track My Application. The top navigation bar contains 'NextStep', 'Campus Commune', 'Help & Support', and 'Contact Us'. A green notification banner at the bottom reads 'Successfully Applied for Drive'. A chatbot icon is visible in the bottom right corner.

NextStep

Campus Commune Help & Support Contact Us

Home

Application Form

Apply For Drive

Track My Application

Apply for TCS Recruitment Drive

You've successfully applied for the TCS Recruitment Drive!

We are pleased to inform you that your application for the recruitment drive has been successfully received. Your next step is to await further updates.

A message will be displayed stating you have successfully applied for the TCS recruitment Drive.

Successfully Applied for Drive

Thank You