

Minutes of Meeting held on 19.04.2018

The 3rd meeting of BoS (Electrical Engg.) was held under the Chairmanship of Prof. Y S Brar in the Conference room, 2nd floor at IKGPTU on 19.04.2018.

1. **As proposed in 2nd Meeting of BoS held on 21-06-17 Laboratory courses have been included in the M. Tech. Programme.**

2. **The members discussed and approved following items:**

A: Under Graduate Programme (Electrical Engineering)

- i. Syllabus of Common Basic Sciences Course:
 - Basic Electrical Engineering, BTEE-101-18, 4 credits)
 - Basic Electrical Engineering Laboratory BTEE-102-18, 1 credit)
- ii. Inclusion of three weeks of Induction Programme in the initial 3 weeks of B. Tech 1st Semester Electrical Engineering.
- iii. Minimum credits as per scheme are required by a student to be eligible to get Under Graduate degree in Electrical Engineering. A student will be eligible to get Under Graduate degree with Honours or additional Minor Engineering, if he/she completes an additional 20 credits. These could be acquired through MOOCs.
- iv. Students may take at least one Virtual laboratory from the list provided by AICTE in 2018.
- v. Six weeks Summer Industry Internship: Six weeks in an Industry in the area of Electrical Engineering. The summer internship should give exposure to the practical aspects of the discipline. In addition, the student may also work on a specified task or project which may be assigned to him/her. The outcome of the internship should be presented in the form of a report. Performance to be rated as Satisfactory/Un -Satisfactory (S/US). For unsatisfactory/^{performance}the internship to be repeated.
- vi. Open Elective: The student may choose a subject of 03 credits offered by any other Engineering Department in that semester as an Open Elective.

B: Post Graduate Programme

- i. Teaching Scheme of M. Tech. Electrical Engineering (Power System)
- ii. Teaching Scheme of M. Tech. Electrical Engineering
- iii. Teaching Scheme of M. Tech. Power Engineering
- iv. Teaching Scheme of M. Tech. Power System
- v. 1st Semester Syllabus of M. Tech. Electrical Engineering (Power System)
- vi. 1st Semester Syllabus of M. Tech. Electrical Engineering
- vii. 1st Semester Syllabus of M. Tech. Power Engineering
- viii. 1st Semester Syllabus of M. Tech. Power System

Sagandeep

Naveen
19/4/18

19/4/18

19/4/18

19/4/18

19/4/18

19/4/18

3. The members discussed and approved following drafts:

A: Under Graduate Programme (Electrical Engineering)

- i. Teaching Scheme of B. Tech. Electrical Engineering from 3rd to 8th Semester.
- ii. Syllabus of B. Tech. Electrical Engineering from 3rd to 8th Semester

B: Post Graduate Programme

- i. 2nd to 4th semester Syllabus of M. Tech. Electrical Engineering (Power System)
- ii. 2nd to 4th semester of M. Tech. Electrical Engineering
- iii. 2nd to 4th semester of M. Tech. Power Engineering
- iv. 2nd to 4th semester of M. Tech. Power System

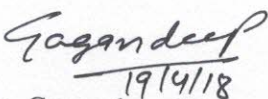
The drafts of Teaching schemes to be put in public view (website of University) for comments and final decision

4. For Subject titles which are of Open Electives Courses and Mandatory Courses and Humanities and Social Sciences including Management Courses etc code used include "X" and/or "Y" and these may be changed accordingly.
5. Programme Educational Objectives of B.Tech.: Electrical Engineering to be the same as approved in the 2nd Meeting of BoS held on 21-06-17.
6. There being no further points the meeting ended with a vote of thanks to the chair.


Prof. Y S Brar


Dr C C Reddy



Dr Raja Singh Khela


Dr. Gagandeep Kaur


Dr Kanwardeep Singh


Dr. Sudheer Sharma


Dr. Deepika Bhalla


Mr Navdeepak Sandhu


Dr Naveen Sharma


Dr Akhil Gupta

Category	Engineering Science Course				
Course title	Basic Electrical Engineering (Theory & Lab.)				
Scheme and Credits	L	T	P	Credits	Semester –I/II
	3	1	2	5	
Pre-requisites (if any): Nil					

Course code: BTEE-101-18

Course Title: Basic Electrical Engineering

(4 credits)

[L: 3; T:1; P : 0]

Internal Marks: 40 External Marks: 60 Total Marks: 100

Detailed contents:

Module 1: DC Circuits (8 hours)

Electrical circuit elements (R, L and C), voltage and current sources, Kirchoff's current and voltage laws, analysis of simple circuits with dc excitation. Superposition, Thevenin's and Norton's Theorems. Time-domain analysis of first-order RL and RC circuits.

Module 2: AC Circuits (8 hours)

Representation of sinusoidal waveforms, peak and rms values, phasor representation, real power, reactive power, apparent power, power factor. Analysis of single-phase ac circuits consisting of R, L, C, RL, RC, RLC combinations (series and parallel), resonance. Three-phase balanced circuits, voltage and current relations in star and delta connections.

Module 3: Transformers (6 hours)

Magnetic materials, BH characteristics, ideal and practical transformer, equivalent circuit, losses in transformers, regulation and efficiency. Auto-transformer and three-phase transformer connections.

Module 4: Electrical Machines (8 hours)

Generation of rotating magnetic fields, Construction and working of a three-phase induction motor, Significance of torque-slip characteristic. Loss components and efficiency, starting and speed control of induction motor. Single-phase induction motor. Construction, working, torque-speed characteristic and speed control of separately excited dc motor. Construction and working of synchronous generators.

Module 5: Power Converters (6 hours)

DC-DC buck and boost converters, duty ratio control. Single-phase and three-phase voltage source inverters; sinusoidal modulation.

Module 6: Electrical Installations (6 hours)

Components of LT Switchgear: Switch Fuse Unit (SFU), MCB, ELCB, MCCB, Types of Wires and Cables, Earthing. Types of Batteries, Important Characteristics for Batteries. Elementary calculations for energy consumption, power factor improvement and battery backup.

1 | Board of Studies (Electrical Engineering)
IKG Punjab Technical University

April 2018

[Signature]

Naveen

Sagandeep
19/4/18

[Signature]
18-04-18

[Signature]

[Signature]

19/4/18

Suggested Text / Reference Books

- (i) D. P. Kothari and I. J. Nagrath, "Basic Electrical Engineering", Tata McGraw Hill, 2010.
- (ii) D. C. Kulshreshtha, "Basic Electrical Engineering", McGraw Hill, 2009.
- (iii) L. S. Bobrow, "Fundamentals of Electrical Engineering", Oxford University Press, 2011.
- (iv) E. Hughes, "Electrical and Electronics Technology", Pearson, 2010.
- (v) V. D. Toro, "Electrical Engineering Fundamentals", Prentice Hall India, 1989.

Course Outcomes

- i. To understand and analyze basic electric and magnetic circuits
- ii. To study the working principles of electrical machines and power converters.
- iii. To introduce the components of low voltage electrical installations.

Course code: BTEE-102-18

Course Title: Basic Electrical Engineering Laboratory

(1 credit)

[L: 0; T:0; P : 2]

Internal Marks: 30 External Marks: 20 Total Marks: 50

List of experiments/demonstrations:

- Basic safety precautions. Introduction and use of measuring instruments – voltmeter, ammeter, multi-meter, oscilloscope. Real-life resistors, capacitors and inductors.
- Measuring the steady-state and transient time-response of R-L, R-C, and R-L-C circuits to a step change in voltage (transient may be observed on a storage oscilloscope). Sinusoidal steady state response of R-L, and R-C circuits – impedance calculation and verification. Observation of phase differences between current and voltage. Resonance in R-L-C circuits.
- Transformers: Observation of the no-load current waveform on an oscilloscope (non-sinusoidal wave-shape due to B-H curve nonlinearity should be shown along with a discussion about harmonics). Loading of a transformer: measurement of primary and secondary voltages and currents, and power.
- Three-phase transformers: Star and Delta connections. Voltage and Current relationships (line-line voltage, phase-to-neutral voltage, line and phase currents). Phase-shifts between the primary and secondary side. Cumulative three-phase power in balanced three-phase circuits.
- Demonstrate of cut-out sections of machines: dc machine (commutator-brush arrangement), induction machine (squirrel cage rotor), synchronous machine (field winding - slip ring arrangement) and single-phase induction machine.
- Torque Speed Characteristic of separately excited dc motor.
- Synchronous speed of two and four-pole, three-phase induction motors. Direction reversal by change of phase-sequence of connections. Torque-Slip Characteristic of an induction motor. Generator operation of an induction machine driven at super-synchronous speed.

2

Board of Studies (Electrical Engineering)
IKG Punjab Technical University

April 2018

WJ

Naveen

Deepu
19/04/18

Ragandeep

Shr
19/4/18

Shy

Indu Singh

Q

19/4/18

- Synchronous Machine operating as a generator: stand-alone operation with a load. Control of voltage through field excitation.
- Demonstration of (a) dc-dc converters (b) dc-ac converters – PWM waveform (c) the use of dc-ac converter for speed control of an induction motor and (d) Components of LT switchgear.

Laboratory Outcomes

- Get an exposure to common electrical components and their ratings.
- Make electrical connections by wires of appropriate ratings.
- Understand the usage of common electrical measuring instruments.
- Understand the basic characteristics of transformers and electrical machines.
- Get an exposure to the working of power electronic converters.

S. No.	Suggested List of Experiments
1.	To verify Ohm's Law and its limitations.
2.	To verify Kirchhoff's Laws.
3.	To measure the resistance and inductance of a coil by ammeter-voltmeter method
4.	To find voltage-current relationship in a R-L series circuit and to determine the power factor of the circuit.
5.	To verify the voltage and current relations in star and delta connected systems.
6.	To measure power and power factor in a single- phase AC circuit.
7.	To verify series and parallel resonance in AC circuits.
8.	To observe the B-H loop of ferromagnetic core material on CRO.
9.	To use a bridge rectifier for full- wave rectification of AC supply and to determine the relationship between RMS and average values of the rectified voltage.
10.	To measure the minimum operating voltage, current drawn, power consumed, and the power factor of a fluorescent tube light.
11.	To connect measuring analog and digital instruments to measure current, voltage, power and power factor.
12.	To obtain the characteristics of a transistor under common base (CB) and common emitter (CE) configuration.
13.	To perform open- and short circuit tests on a single- phase transformer and calculate its efficiency.
14.	To start and reverse the direction of rotation of a (i) DC motor (ii) Induction motor
15.	Determining of voltage regulation of transformer by directly loading.

3


Board of Studies (Electrical Engineering)
IKG Punjab Technical University

April 2018

[Handwritten signatures and dates]
 19/4/18
 19/4/18
 19/4/18
 19/4/18

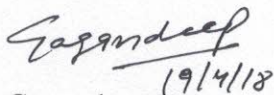
16.	Study of starters for (i) DC motor (ii) Induction motor
-----	---


Note: A student to perform any 8-10 Experiments from the above list.



Prof. Y S Brar


Dr C C Reddy



Dr Raja Singh Khela



Dr. Gagandeep Kaur


Dr Kanwardeep Singh


Dr. Sudhir Sharma


Dr. Deepika Bhalla


Mr Navdeepak Sandhu


Dr Naveen Sharma


Dr Akhil Gupta

Category	Engineering Science Course				
Course title	Basic Electrical Engineering (Theory & Lab.)				
Scheme and Credits	L	T	P	Credits	Semester –I/II
	3	1	2	5	
Pre-requisites (if any): Nil					

Course code: BTEE-101-18

Course Title: Basic Electrical Engineering

(4 credits)

[L: 3; T:1; P : 0]

Internal Marks: 40 External Marks: 60 Total Marks: 100

Detailed contents:

Module 1: DC Circuits (8 hours)

Electrical circuit elements (R, L and C), voltage and current sources, Kirchoff's current and voltage laws, analysis of simple circuits with dc excitation. Superposition, Thevenin's and Norton's Theorems. Time-domain analysis of first-order RL and RC circuits.

Module 2: AC Circuits (8 hours)

Representation of sinusoidal waveforms, peak and rms values, phasor representation, real power, reactive power, apparent power, power factor. Analysis of single-phase ac circuits consisting of R, L, C, RL, RC, RLC combinations (series and parallel), resonance. Three-phase balanced circuits, voltage and current relations in star and delta connections.

Module 3: Transformers (6 hours)

Magnetic materials, BH characteristics, ideal and practical transformer, equivalent circuit, losses in transformers, regulation and efficiency. Auto-transformer and three-phase transformer connections.

Module 4: Electrical Machines (8 hours)

Generation of rotating magnetic fields, Construction and working of a three-phase induction motor, Significance of torque-slip characteristic. Loss components and efficiency, starting and speed control of induction motor. Single-phase induction motor. Construction, working, torque-speed characteristic and speed control of separately excited dc motor. Construction and working of synchronous generators.

Module 5: Power Converters (6 hours)

DC-DC buck and boost converters, duty ratio control. Single-phase and three-phase voltage source inverters; sinusoidal modulation.

Module 6: Electrical Installations (6 hours)

Components of LT Switchgear: Switch Fuse Unit (SFU), MCB, ELCB, MCCB, Types of Wires and Cables, Earthing. Types of Batteries, Important Characteristics for Batteries. Elementary calculations for energy consumption, power factor improvement and battery backup.

Suggested Text / Reference Books

- (i) D. P. Kothari and I. J. Nagrath, "Basic Electrical Engineering", Tata McGraw Hill, 2010.
- (ii) D. C. Kulshreshtha, "Basic Electrical Engineering", McGraw Hill, 2009.
- (iii) L. S. Bobrow, "Fundamentals of Electrical Engineering", Oxford University Press, 2011.
- (iv) E. Hughes, "Electrical and Electronics Technology", Pearson, 2010.
- (v) V. D. Toro, "Electrical Engineering Fundamentals", Prentice Hall India, 1989.

Course Outcomes

- i. To understand and analyze basic electric and magnetic circuits
- ii. To study the working principles of electrical machines and power converters.
- iii. To introduce the components of low voltage electrical installations

Course Outcomes

- i. To understand and analyze basic electric and magnetic circuits
- ii. To study the working principles of electrical machines and power converters.
- iii. To introduce the components of low voltage electrical installations

3. To measure the resistance and inductance of a coil by ammeter-voltmeter method
4. To find voltage-current relationship in a R-L series circuit and to determine the power factor of the circuit.
5. To verify the voltage and current relations in star and delta connected systems.
6. To measure power and power factor in a single- phase AC circuit.
7. To verify series and parallel resonance in AC circuits.
8. To observe the B-H loop of ferromagnetic core material on CRO.
9. To use a bridge rectifier for full- wave rectification of AC supply and to determine the relationship between RMS and average values of the rectified voltage.
10. To measure the minimum operating voltage, current drawn, power consumed, and the power factor of a fluorescent tube light.
11. To connect measuring analog and digital instruments to measure current, voltage, power and power factor.
12. To obtain the characteristics of a transistor under common base (CB) and common emitter (CE) configuration.
13. To perform open- and short circuit tests on a single- phase transformer and calculate its efficiency.
14. To start and reverse the direction of rotation of a (i) DC motor (ii) Induction motor
15. Determining of voltage regulation of transformer by directly loading.
16. Study of starters for (i) DC motor (ii) Induction motor

Note: A student to perform any 8-10 Experiments from the above list.



IKG Punjab Technical University

**Teaching Scheme
(3rd-8th Semester)**

for

Undergraduate Degree Programme

Bachelor of Technology

in

ELECTRICAL ENGINEERING

2018 & onwards

Semester III [Second year]											
Branch/Course: Electrical Engineering											
Sr. No.	Course code	Course Title	L	T	P	Hours/Week	Internal Marks	External Marks	Total Marks	Credits	
1	BTEE-301-18	Electrical Circuit Analysis	3	1	0	4	40	60	100	4	
2	BTEE-302-18	Analog Electronics	3	0	0	3	40	60	100	3	
3	BTEE-303-18	Electrical Machines – I	3	0	0	3	40	60	100	3	
4	BTEE-304-18	Electromagnetic Fields	3	1	0	4	40	60	100	4	
5	BTEE-305-18	Engineering Mechanics	3	1	0	4	40	60	100	4	
6	BTEE-306-18	Analog Electronics Laboratory	0	0	2	2	30	20	50	1	
7	BTEE-307-18	Electrical Machines – I Laboratory	0	0	2	2	30	20	50	1	
8	BTMC-XXX-18	Mandatory Course	3	0	0	3	40	60	100	Pass / fail	
9		Mentoring of Students	0	1	0	1	-	-	-	-	
		Total	18	4	4	26	300	400	700	20	

Semester IV [Second year]										
Branch/Course: Electrical Engineering										
Sr. No.	Course code	Course Title	L	T	P	Hours/ Week	Internal Marks	External Marks	Total Marks	Credits
1	BTEE-401-18	Digital Electronics	3	0	0	3	40	60	100	3
2	BTEE-402-18	Electrical Machines – II	3	0	0	3	40	60	100	3
3	BTEE-403-18	Power Electronics	3	0	0	3	40	60	100	3
4	BTEE-404-18	Signals and Systems	2	1	0	3	40	60	100	3
5	BTXX-YYY-18	Biology-I	2	1	0	3	40	60	100	3
6	BTAM-XXX-18	Mathematics-III (Probability & Statistics)	3	1	0	4	30	20	50	4
7	BTEE-405-18	Digital Electronics Laboratory	0	0	2	2	30	20	50	1
8	BTEE-406-18	Electrical Machines – II Laboratory	0	0	2	2	30	20	50	1
9	BTEE-407-18	Power Electronics Laboratory	0	0	2	2	30	20	50	1
10	BTMC XXX-18	Mandatory Course	3	0	0	3	40	60	100	Pass / fail
11	-	General Fitness	-	-	-	-	100	-	100	-
12	-	Mentoring of Students	0	1	0	1	-	-	-	-
		Total	19	4	6	29	460	440	900	22
Students to undertake Six Weeks Summer Industry Internship (during vacation).										

Handwritten signatures and dates:
 Naem 19/4/18
 19/4/18
 19/4/18
 19/4/18
 19/4/18

Semester V [Third year]										
Branch/Course: Electrical Engineering										
Sr. No.	Course code	Course Title	L	T	P	Hours/Week	Internal Marks	External Marks	Total Marks	Credits
1	BTEE-501-18	Power Systems – I (Apparatus & Modelling)	3	0	0	3	40	60	100	3
2	BTEE-502-18	Control Systems	3	0	0	3	40	60	100	3
3	BTEE-503-18	Microprocessors	3	0	0	3	40	60	100	3
4	BTEE-504X-18	Programme Elective-1	3	0	0	3	40	60	100	3
5	BTOE-9XX-18	Open Elective-1	3	0	0	3	40	60	100	3
6	BTHS-XXX-18	Humanities & Social Sciences including Management	3	0	0	3	40	60	100	3
7	BTEE-505-18	Power Systems-I Laboratory	0	0	2	2	30	20	50	1
8	BTEE-506-18	Control Systems Laboratory	0	0	2	2	30	20	50	1
9	BTEE-507-18	Microprocessors Laboratory	0	0	2	2	30	20	50	1
10	BTEE-508-18	Summer Industry Internship	-	-	-	-	-	-	-	S/US
11		Mentoring of Students	0	1	0	1	-	-	-	-
		Total	18	1	6	25	330	420	750	21

Semester VI [Third year]										
Branch/Course: Electrical Engineering										
Sr. No.	Course code	Course Title	L	T	P	Hours/Week	Internal Marks	External Marks	Total Marks	Credits
1	BTEE-601-18	Power Systems – II (Operation and Control)	3	0	0	3	40	60	100	3
2	BTEE-602X-18	Programme Elective-2	3	0	0	3	40	60	100	3
3	BTEE-603X-18	Programme Elective-3	3	0	0	3	40	60	100	3
4	BTOE-9XX-18	Open Elective-2	3	0	0	3	40	60	100	3
5	BTHS-XXX-18	Humanities & Social Sciences including Management	3	0	0	3	40	60	100	3
6	BTEE-605-18	Power Systems-II Laboratory	0	0	2	2	30	20	50	1
7	BTEE-606-18	Measurements and Instrumentation Lab.	2	0	2	4	30	20	50	3
8	BTEE-607-18	Electronic Design Laboratory	1	0	4	5	30	20	50	3
9		General Fitness	-	-	-	-	100	-	100	-
10		Mentoring of Students	0	1	0	1	-	-	-	-
		Total	18	1	8	27	390	360	750	22



 Naam 19/4/18
 18.04.18
 19/4

Semester VII [Fourth year]										
Branch/Course: Electrical Engineering										
Sr. No.	Course code	Course Title	L	T	P	Hours/ Week	Internal Marks	External Marks	Total Marks	Credits
1	BTEE-701X-18	Programme Elective-4	3	0	0	3	40	60	100	3
2	BTEE-702X-18	Programme Elective-5	3	0	0	3	40	60	100	3
3	BTOE-9XX-18	Open Elective-3	3	0	0	3	40	60	100	3
4	BTEE-9XX-18	Open Elective-4	3	0	0	3	40	60	100	3
5	BTHS-XXX-18	Humanities & Social Sciences including Management	3	0	0	3	40	60	100	3
6	BTEE-703-18	Project Stage-I	0	0	6	6	60	40	100	3
7		Mentoring of Students	0	1	0	1	-	-	-	-
		Total	15	1	6	22	260	340	600	18

Semester VIII [Fourth year]										
Branch/Course: Electrical Engineering										
Sr. No.	Course code	Course Title	L	T	P	Hours/Week	Internal Marks	External Marks	Total Marks	Credits
1	BTEE-801X-18	Programme Elective-6	3	0	0	3	40	60	100	3
2	BTOE-9XX-18	Open Elective-5	3	0	0	3	40	60	100	3
3	BTOE-9XX-18	Open Elective-6	3	0	0	3	40	60	100	3
4	BTEE-802X-18	Project Stage-II	0	0	16	16	40	60	100	8
5		General Fitness	-	-	-	-	100	-	100	-
6		Mentoring of Students	0	1	0	1	-	-	-	-
		Total	9	1	16	26	260	240	500	17

BTEE-508-18	Summer Industry Internship	(Non-Credit)
-------------	----------------------------	--------------

Six weeks in an Industry in the area of Electrical Engineering. The summer internship should give exposure to the practical aspects of the discipline. In addition, the student may also work on a specified task or project which may be assigned to him/her. The outcome of the internship should be presented in the form of a report. Performance to be rated as Satisfactory/Unsatisfactory (S/US). For unsatisfactory the internship to be repeated.

Open Elective: The student may choose a subject of 03 credits offered by any other Engineering Department in that semester as an Open Elective.

Range of credits -Minimum credits as per scheme are required by a student to be eligible to get Under Graduate degree in Electrical Engineering. A student will be eligible to get Under Graduate degree with Honours or additional Minor Engineering, if he/she completes an additional 20 credits. These could be acquired through MOOCs.

Virtual Laboratories: Students may take at least one Virtual laboratory from the list provided any time before the commencement of the 8th Semester.

Open Elective: The student may choose a subject of 03 credits offered by any other Engineering Department in that semester as an Open Elective.

PROFESSIONAL ELECTIVE (PE) COURSES [ELECTRICAL ENGINEERING]

Sr. No.	Semester	Programme Elective	Course Code	Course Title	Hrs/week	Credits
1.	V	PE-1	BTEE-504A-18	Electrical Energy Conservation & Auditing	3L:0T:0P	3
2.	V	PE-1	BTEE-504B-18	Computer Architecture	3L:0T:0P	3
3.	VI	PE-2	BTEE-602A-18	Industrial Electrical Systems	3L:0T:0P	3
4.	VI	PE-2	BTEE-602B-18	Electrical Machine Design	3L:0T:0P	3
5.	VI	PE-3	BTEE-602C-18	Electrical Drives	3L:0T:0P	3
6.	VI	PE-3	BTEE-603A-18	Digital Signal Processing	3L:0T:0P	3
7.	VI	PE-3	BTEE-603B-18	High Voltage Engineering	3L:0T:0P	3
8.	VI	PE-3	BTEE-603C-18	Line-Commutated and Active PWM Rectifiers	3L:0T:0P	3
9.	VII	PE-4	BTEE-701A-18	Power System Protection	3L:0T:0P	3
10.	VII	PE-4	BTEE-701B-18	HVdc Transmission Systems	3L:0T:0P	3
11.	VII	PE-4	BTEE-701C-18	Electrical and Hybrid Vehicles	3L:0T:0P	3
12.	VII	PE-4	BTEE-701D-18	Computational Electromagnetics	3L:0T:0P	3
13.	VII	PE-5	BTEE-702A-18	Control Systems Design	3L:0T:0P	3
14.	VII	PE-5	BTEE-702B-18	Electromagnetic waves	3L:0T:0P	3
15.	VII	PE-5	BTEE-702C-18	Digital Control Systems	3L:0T:0P	3
16.	VII	PE-5	BTEE-702D-18	Power Quality and FACTS	3L:0T:0P	3
17.	VIII	PE-6	BTEE-801A-18	Advanced Electric Drives	3L:0T:0P	3
18.	VIII	PE-6	BTEE-801B-18	Wind and Solar Energy Systems	3L:0T:0P	3
19.	VIII	PE-6	BTEE-801C-18	Power System Dynamics and Control	3L:0T:0P	3

19/4/18 *Ragandeep*
13-04/18 Naam
19/4/18

**LIST OF OPEN ELECTIVE COURSES FOR STUDENTS OF OTHER PROGRAMMS
OFFERED BY ELECTRICAL ENGINEERING**

Prerequisite: To have passed Basic Electrical Engineering/Basic Electronics Engineering Course

Sr. No.	Course Code	Semester	Course Title	L	T	P	Hours/Week	Credits
1.	BTEE-404-18	Even	Signal and Systems	2	1	0	3	3
2.	BTEE-502-18	Odd	Control Systems	3	0	0	3	3
3.	BTEE-503-18	Odd	Microprocessors	3	0	0	3	3
4.	BTEE-504A-18	Odd	Electrical Energy Conservation & Auditing	2	1	0	3	3
5.	BTEE-602A-18	Even	Industrial Electrical Systems	2	1	0	3	3
6.	BTEE-801B-18	Even	Wind and Solar Energy Systems	2	1	0	3	3

MANDATORY COURSES (Non-Credit Courses)

Sr. No.	Semester	Mandatory Course	Course Code	Course Title	Hours/Week	Credits
1.	III/IV	MC-1	BTMC-XXX-18	Environmental Sciences	3L:0T:0P	Nil
2.	III/IV	MC-2	BTMC-XXX-18	Indian Constitution	3L:0T:0P	Nil
3.	III/IV	MC-3	BTMC-XXX-18	Essence of Indian Traditional Knowledge	3L:0T:0P	Nil

HUMANITIES & SOCIAL SCIENCES INCLUDING MANAGEMENT

Sr. No.	Course Code	Course Title	Hrs. /Week L: T: P	Credits	Semester
1	BTHS-XXX-18	English	2:0:2	3	II
2	BTHS-XXX-18	To be selected by Individual Institutions from the given list	3:0:0	3	V
3	BTHS-XXX-18		3:0:0	3	VI
4	BTHS-XXX-18		3:0:0	3	VII
		Total		12	

Handwritten signature

Handwritten signature
19/4/18

Handwritten signature
Naveen

Handwritten signature
19.04.18

Handwritten signature
19/4/18


Handwritten signature

Handwritten signature

Handwritten signature

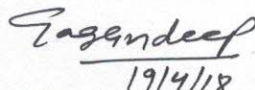
List of Humanities & Social Sciences Including Management


Sr. No.	AICTE Course Code	Course Code	Course Title	Hours/ week	Credits
1.	HSMC (HED-314)	BTHS-XXX-18	Education, Technology and Society	3L:0T:0P	3
2.	HSMC (HHI-305)	BTHS-XXX-18	History of Science and Technology in India	3L:0T:0P	3
3.	HSMC (HVE-310)	BTHS-XXX-18	Values and Ethics	3L:0T:0P	3
4.	HSMC (HSL-317)	BTHS-XXX-18	Introduction to Women's and Gender Studies	3L:0T:0P	3
5.	HSMC (LLG-305)	BTHS-XXX-18	Sanskrit Bhasa	3L:0T:0P	3
6.	HSMC (HPY-306)	BTHS-XXX-18	Human Relations at Work	3L:0T:0P	3
7.	HSMC (MME-303)	BTHS-XXX-18	Law and Engineering	3L:0T:0P	3



Prof. Y S Brar



Dr C C Reddy



Dr Raja Singh Khela


Dr. Gagandeep Kaur


Dr Kanwardeep Singh


Dr. Sudhakar Sharma


Dr. Deepika Bhalla


Mr Navdeepak Sandhu


Dr Naveen Sharma


Dr Akhil Gupta



*Soft Copy of document
Sent*

IKG Punjab Technical University

**Teaching Scheme
(3rd-8th Semester)**

for

Undergraduate Degree Programme

Bachelor of Technology

in

ELECTRICAL ENGINEERING

2018 & onwards

Semester III [Second year]										
Branch/Course: Electrical Engineering										
Sr. No.	Course code	Course Title	L	T	P	Hours/Week	Internal Marks	External Marks	Total Marks	Credits
1	BTEE-301-18	Electrical Circuit Analysis	3	1	0	4	40	60	100	4
2	BTEE-302-18	Analog Electronics	3	0	0	3	40	60	100	3
3	BTEE-303-18	Electrical Machines – I	3	0	0	3	40	60	100	3
4	BTEE-304-18	Electromagnetic Fields	3	1	0	4	40	60	100	4
5	BTEE-305-18	Engineering Mechanics	3	1	0	4	40	60	100	4
6	BTEE-306-18	Analog Electronics Laboratory	0	0	2	2	30	20	50	1
7	BTEE-307-18	Electrical Machines – I Laboratory	0	0	2	2	30	20	50	1
8	BTMC-XXX-18	Mandatory Course	3	0	0	3	40	60	100	Pass / fail
9		Mentoring of Students	0	1	0	1	-	-	-	-
		Total	18	4	4	26	300	400	700	20

Semester IV [Second year]										
Branch/Course: Electrical Engineering										
Sr. No.	Course code	Course Title	L	T	P	Hours/Week	Internal Marks	External Marks	Total Marks	Credits
1	BTEE-401-18	Digital Electronics	3	0	0	3	40	60	100	3
2	BTEE-402-18	Electrical Machines – II	3	0	0	3	40	60	100	3
3	BTEE-403-18	Power Electronics	3	0	0	3	40	60	100	3
4	BTEE-404-18	Signals and Systems	2	1	0	3	40	60	100	3
5	BTXX-YYY-18	Biology-I	2	1	0	3	40	60	100	3
6	BTAM-XXX-18	Mathematics-III (Probability & Statistics)	3	1	0	4	30	20	50	4
7	BTEE-405-18	Digital Electronics Laboratory	0	0	2	2	30	20	50	1
8	BTEE-406-18	Electrical Machines – II Laboratory	0	0	2	2	30	20	50	1
9	BTEE-407-18	Power Electronics Laboratory	0	0	2	2	30	20	50	1
10	BTMC-XXX-18	Mandatory Course	3	0	0	3	40	60	100	Pass / fail
11	-	General Fitness	-	-	-	-	100	-	100	-
12	-	Mentoring of Students	0	1	0	1	-	-	-	-
		Total	19	4	6	29	460	440	900	22

Students to undertake Six Weeks Summer Industry Internship (during vacation).

Semester V [Third year]										
Branch/Course: Electrical Engineering										
Sr. No.	Course code	Course Title	L	T	P	Hours/Week	Internal Marks	External Marks	Total Marks	Credits
1	BTEE-501-18	Power Systems – I (Apparatus & Modelling)	3	0	0	3	40	60	100	3
2	BTEE-502-18	Control Systems	3	0	0	3	40	60	100	3
3	BTEE-503-18	Microprocessors	3	0	0	3	40	60	100	3
4	BTEE-504X-18	Programme Elective-1	3	0	0	3	40	60	100	3
5	BTOE-9XX-18	Open Elective-1	3	0	0	3	40	60	100	3
6	BTHS-XXX-18	Humanities & Social Sciences including Management	3	0	0	3	40	60	100	3
7	BTEE-505-18	Power Systems-I Laboratory	0	0	2	2	30	20	50	1
8	BTEE-506-18	Control Systems Laboratory	0	0	2	2	30	20	50	1
9	BTEE-507-18	Microprocessors Laboratory	0	0	2	2	30	20	50	1
10	BTEE-508-18	Summer Industry Internship	-	-	-	-	-	-	-	S/US
11		Mentoring of Students	0	1	0	1	-	-	-	-
		Total	18	1	6	25	330	420	750	21

Semester VI [Third year]										
Branch/Course: Electrical Engineering										
Sr. No.	Course code	Course Title	L	T	P	Hours/Week	Internal Marks	External Marks	Total Marks	Credits
1	BTEE-601-18	Power Systems – II (Operation and Control)	3	0	0	3	40	60	100	3
2	BTEE-602X-18	Programme Elective-2	3	0	0	3	40	60	100	3
3	BTEE-603X-18	Programme Elective-3	3	0	0	3	40	60	100	3
4	BTOE-9XX-18	Open Elective-2	3	0	0	3	40	60	100	3
5	BTHS-XXX-18	Humanities & Social Sciences including Management	3	0	0	3	40	60	100	3
6	BTEE-604-18	Electronic Design Laboratory	1	0	4	5	30	20	50	3
7	BTEE-605-18	Power Systems-II Laboratory	0	0	2	2	30	20	50	1
8	BTEE-606-18	Measurements and Instrumentation Lab.	2	0	2	4	30	20	50	3
9		General Fitness	-	-	-	-	100	-	100	-
10		Mentoring of Students	0	1	0	1	-	-	-	-
		Total	18	1	8	27	390	360	750	22

Semester VII [Fourth year]										
Branch/Course: Electrical Engineering										
Sr. No.	Course code	Course Title	L	T	P	Hours/Week	Internal Marks	External Marks	Total Marks	Credits
1	BTEE-701X-18	Programme Elective-4	3	0	0	3	40	60	100	3
2	BTEE-702X-18	Programme Elective-5	3	0	0	3	40	60	100	3
3	BTOE-9XX-18	Open Elective-3	3	0	0	3	40	60	100	3
4	BTEE-9XX-18	Open Elective-4	3	0	0	3	40	60	100	3
5	BTHS-XXX-18	Humanities & Social Sciences including Management	3	0	0	3	40	60	100	3
6	BTEE-703-18	Project Stage-I	0	0	6	6	60	40	100	3
7	-	Mentoring of Students	0	1	0	1	-	-	-	-
Total			15	1	6	22	260	340	600	18

Semester VIII [Fourth year]										
Branch/Course: Electrical Engineering										
Sr. No.	Course code	Course Title	L	T	P	Hours/Week	Internal Marks	External Marks	Total Marks	Credits
1	BTEE-801X-18	Programme Elective-6	3	0	0	3	40	60	100	3
2	BTOE-9XX-18	Open Elective-5	3	0	0	3	40	60	100	3
3	BTOE-9XX-18	Open Elective-6	3	0	0	3	40	60	100	3
4	BTEE-802-18	Project Stage-II	0	0	16	16	40	60	100	8
5	-	General Fitness	-	-	-	-	100	-	100	-
6	-	Mentoring of Students	0	1	0	1	-	-	-	-
Total			9	1	16	26	260	240	500	17

BTEE-508-18	Summer Industry Internship	(Non-Credit)
--------------------	-----------------------------------	---------------------

Six weeks in an Industry in the area of Electrical Engineering. The summer internship should give exposure to the practical aspects of the discipline. In addition, the student may also work on a specified task or project which may be assigned to him/her. The outcome of the internship should be presented in the form of a report. Performance to be rated as Satisfactory/Un - Satisfactory (S/US). For unsatisfactory the internship to be repeated.

Open Elective: The student may choose a subject of 03 credits offered by any other Engineering Department in that semester as an Open Elective.

Range of credits -Minimum credits as per scheme are required by a student to be eligible to get Under Graduate degree in Electrical Engineering. A student will be eligible to get Under Graduate degree with Honours or additional Minor Engineering, if he/she completes an additional 20 credits. These could be acquired through MOOCs.

Virtual Laboratories: Students may take at least one Virtual laboratory from the list provided any time before the commencement of the 8th Semester.

PROFESSIONAL ELECTIVE (PE) COURSES [ELECTRICAL ENGINEERING]

Sr. No.	Semester	Programme Elective	Course Code	Course Title	Hrs/week	Credits
1.	V	PE-1	BTEE-504A-18	Electrical Energy Conservation & Auditing	3L:0T:0P	3
2.	V	PE-1	BTEE-504B-18	Computer Architecture	3L:0T:0P	3
3.	VI	PE-2	BTEE-602A-18	Industrial Electrical Systems	3L:0T:0P	3
4.	VI	PE-2	BTEE-602B-18	Electrical Machine Design	3L:0T:0P	3
5.	VI	PE-3	BTEE-602C-18	Electrical Drives	3L:0T:0P	3
6.	VI	PE-3	BTEE-603A-18	Digital Signal Processing	3L:0T:0P	3
7.	VI	PE-3	BTEE-603B-18	High Voltage Engineering	3L:0T:0P	3
8.	VI	PE-3	BTEE-603C-18	Line-Commutated and Active PWM Rectifiers	3L:0T:0P	3
9.	VII	PE-4	BTEE-701A-18	Power System Protection	3L:0T:0P	3
10.	VII	PE-4	BTEE-701B-18	HVdc Transmission Systems	3L:0T:0P	3
11.	VII	PE-4	BTEE-701C-18	Electrical and Hybrid Vehicles	3L:0T:0P	3
12.	VII	PE-4	BTEE-701D-18	Computational Electromagnetics	3L:0T:0P	3
13.	VII	PE-5	BTEE-702A-18	Control Systems Design	3L:0T:0P	3
14.	VII	PE-5	BTEE-702B-18	Electromagnetic waves	3L:0T:0P	3
15.	VII	PE-5	BTEE-702C-18	Digital Control Systems	3L:0T:0P	3
16.	VII	PE-5	BTEE-702D-18	Power Quality and FACTS	3L:0T:0P	3
17.	VIII	PE-6	BTEE-801A-18	Advanced Electric Drives	3L:0T:0P	3
18.	VIII	PE-6	BTEE-801B-18	Wind and Solar Energy Systems	3L:0T:0P	3
19.	VIII	PE-6	BTEE-801C-18	Power System Dynamics and Control	3L:0T:0P	3

**LIST OF OPEN ELECTIVE COURSES FOR STUDENTS OF OTHER PROGRAMMS
OFFERED BY ELECTRICAL ENGINEERING**

Prerequisite: To have passed Basic Electrical Engineering/Basic Electronics Engineering Course

Sr. No.	Course Code	Semester	Course Title	L	T	P	Hours/Week	Credits
1.	BTEE-404-18	Even	Signals and Systems	2	1	0	3	3
2.	BTEE-502-18	Odd	Control Systems	3	0	0	3	3
3.	BTEE-503-18	Odd	Microprocessors	3	0	0	3	3
4.	BTEE-504A-18	Odd	Electrical Energy Conservation & Auditing	2	1	0	3	3
5.	BTEE-602A-18	Even	Industrial Electrical Systems	2	1	0	3	3
6.	BTEE-801B-18	Even	Wind and Solar Energy Systems	2	1	0	3	3

MANDATORY COURSES (Non-Credit Courses)

Sr. No.	Semester	Mandatory Course	Course Code	Course Title	Hours/Week	Credits
1.	III/IV	MC-1	BTMC-XXX-18	Environmental Sciences	3L:0T:0P	Nil
2.	III/IV	MC-2	BTMC-XXX-18	Indian Constitution	3L:0T:0P	Nil
3.	III/IV	MC-3	BTMC-XXX-18	Essence of Indian Traditional Knowledge	3L:0T:0P	Nil

HUMANITIES & SOCIAL SCIENCES INCLUDING MANAGEMENT

Sr. No.	Course Code	Course Title	Hrs. /Week L: T: P	Credits	Semester
1	BTHS-XXX-18	English	2:0:2	3	II
2	BTHS-XXX-18	To be selected by Individual Institutions from the given list.	3:0:0	3	V
3	BTHS-XXX-18		3:0:0	3	VI
4	BTHS-XXX-18		3:0:0	3	VII
		Total		12	

List of Humanities & Social Sciences Including Management

Sr. No.	AICTE Course Code	Course Code	Course Title	Hours/ week	Credits
1.	HSMC (HED-314)	BTHS-XXX-18	Education, Technology and Society	3L:0T:0P	3
2.	HSMC (HHI-305)	BTHS-XXX-18	History of Science and Technology in India	3L:0T:0P	3
3.	HSMC (HVE-310)	BTHS-XXX-18	Values and Ethics	3L:0T:0P	3
4.	HSMC (HSL-317)	BTHS-XXX-18	Introduction to Women's and Gender Studies	3L:0T:0P	3
5.	HSMC (LLG-305)	BTHS-XXX-18	Sanskrit Bhasa	3L:0T:0P	3
6.	HSMC (HPY-306)	BTHS-XXX-18	Human Relations at Work	3L:0T:0P	3
7.	HSMC (MME-303)	BTHS-XXX-18	Law and Engineering	3L:0T:0P	3



IKG Punjab Technical University

**Syllabus
(3rd-8th Semester)**

for

Undergraduate Degree Programme

Bachelor of Technology

in

ELECTRICAL ENGINEERING

2018 & onwards

BTEE-301-18	Electrical Circuit Analysis	3L:1T:0P	4 credits
--------------------	------------------------------------	-----------------	------------------

Internal Marks: 40 External Marks: 60 Total Marks: 100

Course Outcomes:

At the end of this course, students will demonstrate the ability to:

- Apply network theorems for the analysis of electrical circuits.
- Obtain the transient and steady-state response of electrical circuits.
- Analyse circuits in the sinusoidal steady-state (single-phase and three-phase). Analyse two port circuit behavior.

Module 1: Network Theorems (10 Hours)

Superposition theorem, Thevenin theorem, Norton theorem, Maximum power transfer theorem, Reciprocity theorem, Compensation theorem. Analysis with dependent current and voltage sources. Node and Mesh Analysis. Concept of duality and dual networks.

Module 2: Solution of First and Second order networks (8 Hours)

Solution of first and second order differential equations for Series and parallel R-L, R-C, R-L-C circuits, initial and final conditions in network elements, forced and free response, time constants, steady state and transient state response.

Module 3: Sinusoidal steady state analysis (8 Hours)

Representation of sine function as rotating phasor, phasor diagrams, impedances and admittances, AC circuit analysis, effective or RMS values, average power and complex power. Three-phase circuits. Mutual coupled circuits. Dot Convention in coupled circuits, Ideal Transformer.

Module 4: Electrical Circuit Analysis Using Laplace Transforms (8 Hours)

Review of Laplace Transform, Analysis of electrical circuits using Laplace Transform for standard inputs, convolution integral, inverse Laplace transform, transformed network with initial conditions. Transfer function representation. Poles and Zeros. Frequency response (magnitude and phase plots), series and parallel resonances

Module 5: Two Port Network and Network Functions (6 Hours)

Two Port Networks, terminal pairs, relationship of two port variables, impedance parameters, admittance parameters, transmission parameters and hybrid parameters, interconnections of two port networks.

Text / References:

- M. E. Van Valkenburg, "Network Analysis", Prentice Hall, 2006.
- D. Roy Choudhury, "Networks and Systems", New Age International Publications, 1998.
- W. H. Hayt and J. E. Kemmerly, "Engineering Circuit Analysis", McGraw Hill Education, 2013.
- C. K. Alexander and M. N. O. Sadiku, "Electric Circuits", McGraw Hill Education, 2004.
- K. V. V. Murthy and M. S. Kamath, "Basic Circuit Analysis", Jaico Publishers, 1999.

BTEE- 302-18	Analog Electronics	3L:0T:0P	3 credits
---------------------	---------------------------	-----------------	------------------

Internal Marks: 40 External Marks: 60 Total Marks: 100

Course Outcomes:

At the end of this course, students will demonstrate the ability to:

- Understand the characteristics of transistors.
- Design and analyse various rectifier and amplifier circuits.
- Design sinusoidal and non-sinusoidal oscillators.
- Understand the functioning of OP-AMP and design OP-AMP based circuits.

Module 1: Diode circuits (4 Hours)

P-N junction diode, I-V characteristics of a diode; review of half-wave and full-wave rectifiers, Zener diodes, clamping and clipping circuits.

Module 2: BJT circuits (8 Hours)

Structure and I-V characteristics of a BJT; BJT as a switch. BJT as an amplifier: small-signal model, biasing circuits, current mirror; common-emitter, common-base and common-collector amplifiers; Small signal equivalent circuits, high-frequency equivalent circuits

Module 3: MOSFET circuits (8 Hours)

MOSFET structure and I-V characteristics. MOSFET as a switch. MOSFET as an amplifier: small-signal model and biasing circuits, common-source, common-gate and common-drain amplifiers; small signal equivalent circuits - gain, input and output impedances, transconductance, high frequency equivalent circuit.

Module 4: Differential, multi-stage and operational amplifiers (8 Hours)

Differential amplifier; power amplifier; direct coupled multi-stage amplifier; internal structure of an operational amplifier, ideal op-amp, non-idealities in an op-amp (Output offset voltage, input bias current, input offset current, slew rate, gain bandwidth product)

Module 5: Linear applications of op-amp (8 Hours)

Idealized analysis of op-amp circuits. Inverting and non-inverting amplifier, differential amplifier, instrumentation amplifier, integrator, active filter, P, PI and PID controllers and lead/lag compensator using an op-amp, voltage regulator, oscillators (Wein bridge and phase shift). Analog to Digital Conversion.

Module 6: Nonlinear applications of op-amp (6 Hours)

Hysteretic Comparator, Zero Crossing Detector, Square-wave and triangular-wave generators. Precision rectifier, peak detector. Monoshot.

Text/References:

- A. S. Sedra & K. C. Smith, "Microelectronic Circuits", New York, Oxford University Press, 1998.
- J. V. Wait, L. P. Huelsman and G. A. Korn, "Introduction to Operational Amplifier theory and applications", McGraw Hill U. S., 1992.
- J. Millman and A. Grabel, "Microelectronics", McGraw Hill Education, 1988.
- P. Horowitz and W. Hill, "The Art of Electronics", Cambridge University Press, 1989.
- P. R. Gray, R. G. Meyer and S. Lewis, "Analysis and Design of Analog Integrated Circuits", John Wiley & Sons, 2001.

BTEE-303-18	Electrical Machines-I	3L:0T:0P	3 credits
--------------------	------------------------------	-----------------	------------------

Course Outcomes:

At the end of this course, students will demonstrate the ability to:

- i. Understand the concepts of magnetic circuits. Understand the operation of dc machines.
- ii. Analyse the differences in operation of different dc machine configurations.
- iii. Analyse single phase and three phase transformers circuits.

Module 1: Magnetic fields and magnetic circuits (6 Hours)

Review of magnetic circuits - MMF, flux, reluctance, inductance; review of Ampere Law and Biot Savart Law; Visualization of magnetic fields produced by a bar magnet and a current carrying coil - through air and through a combination of iron and air; influence of highly permeable materials on the magnetic flux lines.

Module 2: Electromagnetic force and torque (9 Hours)

B-H curve of magnetic materials; flux-linkage vs current characteristic of magnetic circuits; linear and nonlinear magnetic circuits; energy stored in the magnetic circuit; force as a partial derivative of stored energy with respect to position of a moving element; torque as a partial derivative of stored energy with respect to angular position of a rotating element. Examples - galvanometer coil, relay contact, lifting magnet, rotating element with eccentricity or saliency

Module 3: DC machines (8 Hours)

Basic construction of a DC machine, magnetic structure - stator yoke, stator poles, pole-faces or shoes, air gap and armature core, visualization of magnetic field produced by the field winding excitation with armature winding open, air gap flux density distribution, flux per pole, induced EMF in an armature coil. Armature winding and commutation - Elementary armature coil and commutator, lap and wave windings, construction of commutator, linear commutation Derivation of back EMF equation, armature MMF wave, derivation of torque equation, armature reaction, air gap flux density distribution with armature reaction.


Module 4: DC machine - motoring and generation (7 Hours)

Armature circuit equation for motoring and generation, Types of field excitations - separately excited, shunt and series. Open circuit characteristic of separately excited DC generator, back EMF with armature reaction, voltage build-up in a shunt generator, critical field resistance and critical speed. V-I characteristics and torque-speed characteristics of separately excited, shunt and series motors. Speed control through armature voltage. Losses, load testing and back-to-back testing of DC machines

Module 5: Transformers (12 Hours)

Principle, construction and operation of single-phase transformers, equivalent circuit, phasor diagram, voltage regulation, losses and efficiency Testing - open circuit and short circuit tests, polarity test, back-to-back test, separation of hysteresis and eddy current losses Three-phase transformer - construction, types of connection and their comparative features, Parallel operation of single-phase and three-phase transformers, Autotransformers - construction, principle, applications and comparison with two winding transformer, Magnetizing current, effect of nonlinear B-H curve of magnetic core material, harmonics in magnetization current, Phase conversion - Scott connection, three-phase to six-phase conversion, Tap-changing transformers - No-load and on-load tap-changing of transformers, Three-winding transformers. Cooling of transformers.

Text / References:

- 
-
1. A. E. Fitzgerald and C. Kingsley, "Electric Machinery", New York, McGraw Hill Education, 2013.
 2. A. E. Clayton and N. N. Hancock, "Performance and design of DC machines", CBS Publishers, 2004.
 3. M. G. Say, "Performance and design of AC machines", CBS Publishers, 2002.
 4. P. S. Bimbhra, "Electrical Machinery", Khanna Publishers, 2011.
 5. I. J. Nagrath and D. P. Kothari, "Electric Machines", McGraw Hill Education, 2010.

Draft

BTEE-304-18	Electromagnetic Fields	3L:1T:0P	4 credits
--------------------	-------------------------------	-----------------	------------------

Internal Marks: 40 External Marks: 60 Total Marks: 100

Course Outcomes:

At the end of the course, students will demonstrate the ability:

- To understand the basic laws of electromagnetism.
- To obtain the electric and magnetic fields for simple configurations under static conditions.
- To analyse time varying electric and magnetic fields.
- To understand Maxwell's equation in different forms and different media.
- To understand the propagation of EM waves.

This course shall have Lectures and Tutorials. Most of the students find difficult to visualize electric and magnetic fields. Instructors may demonstrate various simulation tools to visualize electric and magnetic fields in practical devices like transformers, transmission lines and machines.

Module 1: Review of Vector Calculus (6 hours)

Vector algebra-addition, subtraction,

Components of vectors, scalar and vector multiplications, triple products, three orthogonal coordinate systems (rectangular, cylindrical and spherical). Vector calculus- differentiation, partial differentiation, integration, vector operator del, gradient, divergence and curl ;integral theorems of vectors. Conversion of a vector from one coordinate system to another.

Module 2: Static Electric Field (6 Hours)

Coulomb's law, Electric field intensity, Electrical field due to point charges. Line, Surface and Volume charge distributions. Gauss law and its applications. Absolute Electric potential, Potential difference, Calculation of potential differences for different configurations. Electric dipole, Electrostatic Energy and Energy density.

Module 3: Conductors, Dielectrics and Capacitance (6 Hours)

Current and current density, Ohms Law in Point form, Continuity of current, Boundary conditions of perfect dielectric materials. Permittivity of dielectric materials, Capacitance, Capacitance of a two wire line, Poisson's equation, Laplace's equation, Solution of Laplace and Poisson's equation, Application of Laplace's and Poisson's equations.

Module 4: Static Magnetic Fields (6 Hours)

Biot-Savart Law, Ampere Law, Magnetic flux and magnetic flux density, Scalar and Vector Magnetic potentials. Steady magnetic fields produced by current carrying conductors.

Module 5: Magnetic Forces, Materials and Inductance (6 Hours)

Force on a moving charge, Force on a differential current element, Force between differential current elements, Nature of magnetic materials, Magnetization and permeability, Magnetic boundary conditions, Magnetic circuits, inductances and mutual inductances.

Module 6: Time Varying Fields and Maxwell's Equations (6 Hours)

Faraday's law for Electromagnetic induction, Displacement current, Point form of Maxwell's equation, Integral form of Maxwell's equations, Motional Electromotive forces. Boundary Conditions.

Module 7: Electromagnetic Waves (6 Hours)

Derivation of Wave Equation, Uniform Plane Waves, Maxwell's equation in Phasor form, Wave equation in Phasor form, Plane waves in free space and in a homogenous material. Wave equation for a conducting medium, Plane waves in lossy dielectrics, Propagation in good conductors, Skin effect. Poynting theorem.

Text / References:

1. M. N. O. Sadiku, "Elements of Electromagnetics", Oxford University Publication, 2014.
2. A. Pramanik, "Electromagnetism - Theory and applications", PHI Learning Pvt. Ltd, New Delhi, 2009.
3. A. Pramanik, "Electromagnetism-Problems with solution", Prentice Hall India, 2012.
4. G. W. Carter, "The electromagnetic field in its engineering aspects", Longmans, 1954.
5. W. J. Duffin, "Electricity and Magnetism", McGraw Hill Publication, 1980.
6. W. J. Duffin, "Advanced Electricity and Magnetism", McGraw Hill, 1968.
7. E. G. Cullwick, "The Fundamentals of Electromagnetism", Cambridge University Press, 1966.
8. B. D. Popovic, "Introductory Engineering Electromagnetics", Addison-Wesley Educational Publishers, International Edition, 1971.
9. W. Hayt, "Engineering Electromagnetics", McGraw Hill Education, 2012.

BTEE-305-18	Engineering Mechanics	3L:1T:0P	4 credits
--------------------	------------------------------	-----------------	------------------

Internal Marks: 40 External Marks: 60 Total Marks: 100

Course Outcomes: At the end of this course, students will demonstrate the ability to

- Understand the concepts of co-ordinate systems.
- Analyse the three-dimensional motion.
- Understand the concepts of rigid bodies.
- Analyse the free-body diagrams of different arrangements.
- Analyse torsional motion and bending moment.

Module 1: Introduction to vectors and tensors and co-ordinate systems (5 hours)

Introduction to vectors and tensors and coordinate systems; Vector and tensor algebra; Indicical notation; Symmetric and anti-symmetric tensors; Eigenvalues and Principal axes.

Module 2: Three-dimensional Rotation (4 hours)

Three-dimensional rotation: Euler's theorem, Axis-angle formulation and Euler angles; Coordinate transformation of vectors and tensors.

Module 3: Kinematics of Rigid Body (6 hours)

Kinematics of rigid bodies: Definition and motion of a rigid body; Rigid bodies as coordinate systems; Angular velocity of a rigid body, and its rate of change; Distinction between two and three-dimensional rotational motion; Integration of angular velocity to find orientation; Motion relative to a rotating rigid body: Five term acceleration formula.

Module 4: Kinetics of Rigid Bodies (5 hours)

Kinetics of rigid bodies: Angular momentum about a point; Inertia tensor: Definition and computation, Principal moments and axes of inertia, Parallel and perpendicular axes theorems; Mass moment of inertia of symmetrical bodies, cylinder, sphere, cone etc., Area moment of inertia and Polar moment of inertia, Forces and moments; Newton-Euler's laws of rigid body motion.

Module 5: Free Body Diagram (1 hour)

Free body diagrams; Examples on modelling of typical supports and joints and discussion on the kinematic and kinetic constraints that they impose.

Module 6: General Motion (9 hours)

Examples and problems. General planar motions. General 3-D motions. Free precession, Gyroscopes, Rolling coin.

Module 7: Bending Moment (5 hours)

Transverse loading on beams, shear force and bending moment in beams, analysis of cantilevers, simply supported beams and overhanging beams, relationships between loading, shear force and bending moment, shear force and bending moment diagrams.

Module 8: Torsional Motion (2 hours)

Torsion of circular shafts, derivation of torsion equation, stress and deformation in circular and hollow shafts.

Module 9: Friction (3 hours)

Concept of Friction; Laws of Coulomb friction; Angle of Repose; Coefficient of friction.

Text / References:

1. J. L. Meriam and L. G. Kraige, "Engineering Mechanics: Dynamics", Wiley, 2011.
2. M. F. Beatty, "Principles of Engineering Mechanics", Springer Science & Business Media, 1986.

Draft

BTEE-306-18	Analog Electronics Laboratory	0L:0T:2P	1 Credit
Internal Marks: 30	External Marks: 20	Total Marks: 50	

Course Outcomes:

- Understand the use and importance of various types of equipments used in the laboratory.
- Ability to make circuits on bread-board
- Analyze, take measurements to understand circuit behavior and performance under different conditions.
- Troubleshoot, design and create electronic circuits meant for different applications.
- Evaluate the performance electronic circuits and working small projects employing semiconductor devices

Hands-on experiments related to the course contents of BTEE302-18

Note: A student to perform any 8-10 Experiments.

Suggested List of Experiments:

- To draw I-V characteristics of PN junction diode (Ge, Si, switching and signal).
- To design half wave rectifier.
- To design full wave and bridge rectifiers.
- To study transistor characteristics in common base, common collector, and common emitter configurations.
- To study the I-V characteristics of MOSFET.
- To design a voltage regulator IC using zener diode and also see the effect of line and load regulation
- To design various clippers and clampers using diodes.
- To obtain the frequency response of an amplifier and calculate the gain bandwidth of the amplifier.
- To investigate the emitter follower (Buffer) amplifier and determine A_v, R_i, R_o
- To design and study various type of oscillators and to determine the frequency of oscillations.
- To design a transistor series voltage regulator with current limits and observes current feedback characteristics.
- To study the characteristics of a complementary symmetry amplifier.
- Application of Op-Amp (741) as inverting and non-inverting amplifier.
- To use the OP-AMP as summing, scaling and averaging amplifier.
- Design differentiator and integrator using OP-AMP and also determine the time constant and cut-off frequency.

BTEE-307-18	Electrical Machines – I Laboratory	0L:0T:2P	1 Credit
--------------------	---	-----------------	-----------------

Internal Marks: 30 External Marks: 20 Total Marks: 50

Course Outcomes:

- i. Analyze three-phase transformer/system connections.
- ii. Evaluation of equivalent circuit parameters, efficiency and voltage regulation by performing various tests on transformer.
- iii. Analyze parallel operation of transformers.
- iv. Analyze performance characteristics of DC generators.
- v. Evaluate various speed controls and starting methods of DC motor.
- vi. Draw and analyze speed-torque and load characteristics of DC machines.

Hands-on experiments related to the course contents of BTEE303-18

Note: A student to perform any 8-10 Experiments.

Suggested List of Experiments:

1. To perform load test on a single phase transformer.
2. To perform open circuit and short circuit tests on a single phase transformer and hence find equivalent circuit, voltage regulation and efficiency.
3. To find the efficiency and voltage regulation of single phase transformer under different loading conditions.
4. To perform parallel operation of two single phase transformers.
5. To study the various connections of three phase transformer.
6. To perform Scott connections on three phase transformer to get two phase supply.
7. To study the constructional details of direct current DC machine and to draw sketches of different components.
8. To measure armature and field resistance of DC shunt generator and to obtain its open circuit characteristics.
9. To obtain load characteristics of DC shunt/series/compound generator.
10. To draw speed-torque characteristics of DC shunt/series /compound generator.
11. To study DC motor starters.
12. To perform Swinburne's test (no load test) to determine losses of DC shunt motor.

BTEE-401-18	Digital Electronics	3L:0T:0P	3 credits
--------------------	----------------------------	-----------------	------------------

Internal Marks: 40 External Marks: 60 Total Marks: 100

Course Outcomes:

At the end of this course, students will demonstrate the ability to:

- Understand working of logic families and logic gates.
- Design and implement Combinational and Sequential logic circuits.
- Understand the process of Analog to Digital conversion and Digital to Analog conversion.
- Be able to use PLDs to implement the given logical problem.

Module 1: Fundamentals of Digital Systems and logic families (7Hours)

Digital signals, digital circuits, AND, OR, NOT, NAND, NOR and Exclusive-OR operations, Boolean algebra, examples of IC gates, number systems-binary, signed binary, octal hexadecimal number, binary arithmetic, one's and two's complements arithmetic, codes, error detecting and correcting codes, characteristics of digital ICs, digital logic families, TTL, Schottky TTL and CMOS logic, interfacing CMOS and TTL, Tri-state logic.

Module 2: Combinational Digital Circuits (7Hours)

Standard representation for logic functions, K-map representation, simplification of logic functions using K-map, minimization of logical functions. Don't care conditions, Multiplexer, De-Multiplexer/Decoders, Adders, Subtractors, BCD arithmetic, carry look ahead adder, serial adder, ALU, elementary ALU design, popular MSI chips, digital comparator, parity checker/generator, code converters, priority encoders, decoders/drivers for display devices, Q-M method of function realization.

Module 3: Sequential circuits and systems (7Hours)

A 1-bit memory, the circuit properties of Bi-stable latch, the clocked SR flip flop, J- K-T and D- types flipflops, applications of flipflops, shift registers, applications of shift registers, serial to parallel converter, parallel to serial converter, ring counter, sequence generator, ripple(Asynchronous) counters, synchronous counters, counters design using flip flops, special counter IC's, asynchronous sequential counters, applications of counters.

Module 4: A/D and D/A Converters (7Hours)

Digital to analog converters: weighted resistor/converter, R-2R Ladder D/A converter, specifications for D/A converters, examples of D/A converter ICs, sample and hold circuit, analog to digital converters: quantization and encoding, parallel comparator A/D converter, successive approximation A/D converter, counting A/D converter, dual slope A/D converter, A/D converter using Voltage to frequency and voltage to time conversion, specifications of A/D converters, example of A/D converter ICs

Module 5: Semiconductor memories and Programmable logic devices. (7Hours)

Memory organization and operation, expanding memory size, classification and characteristics of memories, sequential memory, read only memory (ROM), read and write memory(RAM), content addressable memory (CAM), charge de coupled device memory (CCD), commonly used memory chips, ROM as a PLD, Programmable logic

array, Programmable array logic, complex Programmable logic devices (CPLDS), Field Programmable Gate Array (FPGA).

Text/References:

1. R. P. Jain, "Modern Digital Electronics", McGraw Hill Education, 2009.
2. M. M. Mano, "Digital logic and Computer design", Pearson Education India, 2016.
3. A. Kumar, "Fundamentals of Digital Circuits", Prentice Hall India, 2016.

BTEE-402-18	Electrical Machines – II	3L:0T:0P	3 credits
--------------------	---------------------------------	-----------------	------------------

Internal Marks: 40 External Marks: 60 Total Marks: 100

Course Outcomes:

At the end of this course, students will demonstrate the ability to:

- Understand the concepts of rotating magnetic fields.
- Understand the operation of ac machines.
- Analyse performance characteristics of ac machines.

Module 1: Fundamentals of AC machine windings (8 Hours)

Physical arrangement of windings in stator and cylindrical rotor; slots for windings; single-turn coil - active portion and overhang; full-pitch coils, concentrated winding, distributed winding, winding axis, 3D visualization of the above winding types, Air-gap MMF distribution with fixed current through winding - concentrated and distributed, Sinusoidally distributed winding, winding distribution factor

Module 2: Pulsating and revolving magnetic fields (4 Hours)

Constant magnetic field, pulsating magnetic field - alternating current in windings with spatial displacement, Magnetic field produced by a single winding - fixed current and alternating current Pulsating fields produced by spatially displaced windings, Windings spatially shifted by 90 degrees, Addition of pulsating magnetic fields, Three windings spatially shifted by 120 degrees (carrying three-phase balanced currents), revolving magnetic field.

Module 3: Induction Machines (12 Hours)

Construction, Types (squirrel cage and slip-ring), Torque Slip Characteristics, Starting and Maximum Torque. Equivalent circuit. Phasor Diagram, Losses and Efficiency. Effect of parameter variation on torque speed characteristics (variation of rotor and stator resistances, stator voltage, frequency). Methods of starting, braking and speed control for induction motors. Generator operation. Self-excitation. Doubly-Fed Induction Machines.

Module 4: Single-phase induction motors (6 Hours)

Constructional features, double revolving field theory, equivalent circuit, determination of parameters. Split-phase starting methods and applications

Module 5: Synchronous machines (10 Hours)

Constructional features, cylindrical rotor synchronous machine - generated EMF, equivalent circuit and phasor diagram, armature reaction, synchronous impedance, voltage regulation. Operating characteristics of synchronous machines, V-curves. Salient pole machine - two reaction theory, analysis of phasor diagram, power angle characteristics. Parallel operation of alternators - synchronization and load division.

Text/References:

- A. E. Fitzgerald and C. Kingsley, "Electric Machinery", McGraw Hill Education, 2013.
- M. G. Say, "Performance and design of AC machines", CBS Publishers, 2002.
- P. S. Bimbhra, "Electrical Machinery", Khanna Publishers, 2011.
- I. J. Nagrath and D. P. Kothari, "Electric Machines", McGraw Hill Education, 2010.
- A. S. Langsdorf, "Alternating current machines", McGraw Hill Education, 1984.
- P. C. Sen, "Principles of Electric Machines and Power Electronics", John Wiley & Sons, 2007.

BTEE-403-18	Power Electronics	3L:0T:0P	3 credits
--------------------	--------------------------	-----------------	------------------

Internal Marks: 40 External Marks: 60 Total Marks: 100

Course Outcomes:

At the end of this course students will demonstrate the ability to:

- Understand the differences between signal level and power level devices.
- Analyse controlled rectifier circuits.
- Analyse the operation of DC-DC choppers.
- Analyse the operation of voltage source inverters.

Module 1: Power switching devices (8Hours)

Diode, Thyristor, MOSFET, IGBT: I-V Characteristics; Firing circuit for thyristor; Voltage and current commutation of a thyristor; Gate drive circuits for MOSFET and IGBT.

Module 2: Thyristor rectifiers (7Hours)

Single-phase half-wave and full-wave rectifiers, Single-phase full-bridge thyristor rectifier with R-load and highly inductive load; Three-phase full-bridge thyristor rectifier with R-load and highly inductive load; Input current wave shape and power factor.

Module 3: DC-DC buck converter (5Hours)

Elementary chopper with an active switch and diode, concepts of duty ratio and average voltage, power circuit of a buck converter, analysis and waveforms at steady state, duty ratio control of output voltage.

Module 4: DC-DC boost converter (5Hours)

Power circuit of a boost converter, analysis and waveforms at steady state, relation between duty ratio and average output voltage.

Module 5: Single-phase voltage source inverter (10Hours)

Power circuit of single-phase voltage source inverter, switch states and instantaneous output voltage, square wave operation of the inverter, concept of average voltage over a switching cycle, bipolar sinusoidal modulation and unipolar sinusoidal modulation, modulation index and output voltage

Module 6: Three-phase voltage source inverter (8Hours)

Power circuit of a three-phase voltage source inverter, switch states, instantaneous output voltages, average output voltages over a sub-cycle, three-phase sinusoidal modulation

Text/References:

- 1.M. H. Rashid, "Power electronics: circuits, devices, and applications", Pearson Education India, 2009.
- 2.N. Mohan and T. M. Undeland, "Power Electronics: Converters, Applications and Design", John Wiley & Sons, 2007.
- 3.R. W. Erickson and D. Maksimovic, "Fundamentals of Power Electronics", Springer Science & Business Media, 2007.
- 4.L. Umanand, "Power Electronics: Essentials and Applications", Wiley India, 2009.

BTEE-404-18	Signals and Systems	2L:1T:0P	3 credits
Internal Marks: 40	External Marks: 60	Total Marks: 100	

Course Outcomes:

At the end of this course, students will demonstrate the ability to:

- Understand the concepts of continuous time and discrete time systems.
- Analyse systems in complex frequency domain.
- Understand sampling theorem and its implications.

Module 1: Introduction to Signals and Systems (3 hours):

Signals and systems as seen in everyday life, and in various branches of engineering and science. Signal properties: periodicity, absolute integrability, determinism and stochastic character. Some special signals of importance: the unit step, the unit impulse, the sinusoid, the complex exponential, some special time-limited signals; continuous and discrete time signals, continuous and discrete amplitude signals. System properties: linearity: additivity and homogeneity, shift-invariance, causality, stability, realizability. Examples.

Module 2: Behavior of continuous and discrete-time LTI systems (8 hours)

Impulse response and step response, convolution, input-output behavior with aperiodic convergent inputs, cascade interconnections. Characterization of causality and stability of LTI systems. System representation through differential equations and difference equations. State-space Representation of systems. State-Space Analysis, Multi-input, multi-output representation. State Transition Matrix and its Role. Periodic inputs to an LTI system, the notion of a frequency response and its relation to the impulse response.

Module 3: Fourier, Laplace and z- Transforms (10 hours)

Fourier series representation of periodic signals, Waveform Symmetries, Calculation of Fourier Coefficients. Fourier Transform, convolution/multiplication and their effect in the frequency domain, magnitude and phase response, Fourier domain duality. The Discrete-Time Fourier Transform (DTFT) and the Discrete Fourier Transform (DFT). Parseval's Theorem. Review of the Laplace Transform for continuous time signals and systems, system functions, poles and zeros of system functions and signals, Laplace domain analysis, solution to differential equations and system behavior. The z-Transform for discrete time signals and systems, system functions, poles and zeros of systems and sequences, z-domain analysis.

Module 4: Sampling and Reconstruction (4 hours)

The Sampling Theorem and its implications. Spectra of sampled signals. Reconstruction: ideal interpolator, zero-order hold, first-order hold. Aliasing and its effects. Relation between continuous and discrete time systems. Introduction to the applications of signal and system theory: modulation for communication, filtering, feedback control systems.

Text/References:

1. V. Oppenheim, A.S. Willsky & S.H. Nawab, "Signals and systems", Prentice Hall, 1997.
2. G. Proakis and D. G. Manolakis, "Digital Signal Processing: Principles, Algorithms, and Applications", Pearson, 2006.
3. P. Hsu, "Signals and systems", Schaum's series, McGraw Hill Education, 2010.
4. S. Haykin and B. V. Veen, "Signals and Systems", John Wiley and Sons, 2007.
5. A. V. Oppenheim and R. W. Schaffer, "Discrete-Time Signal Processing", Prentice Hall, 2009.
6. M. J. Robert "Fundamentals of Signals and Systems", McGraw Hill Education, 2007.
7. P. Lathi, "Linear Systems and Signals", Oxford University Press, 2009.

BTYY- XXX-18	Biology-I	2L:1T:0P	3 credits
--------------	-----------	----------	-----------

Internal Marks: 40 External Marks: 60 Total Marks: 100

Module 1: Introduction (2 hours)

Purpose: To convey that Biology is as important a scientific discipline as Mathematics, Physics and Chemistry. Bring out the fundamental differences between science and engineering by drawing a comparison between eye and camera, Bird flying and aircraft. Mention the most exciting aspect of biology as an independent scientific discipline. Why we need to study biology? Discuss how biological observations of 18th Century that lead to major discoveries. Examples from Brownian motion and the origin of thermodynamics by referring to the original observation of Robert Brown and Julius Mayor. These examples will highlight the fundamental importance of observations in any scientific inquiry.

Module 2: Classification (3 hours)

Purpose: To convey that classification per se is not what biology is all about. The underlying criterion, such as morphological, biochemical or ecological be highlighted. Hierarchy of life forms at phenomenological level. A common thread weaves this hierarchy Classification. Discuss classification based on (a) cellularity- Unicellular or multicellular (b) ultrastructure- prokaryotes or eucaryotes. (c) energy and Carbon utilization -Autotrophs, heterotrophs, lithotropes (d) Ammonia excretion – aminotelic, uricotelic, ureotelic (e) Habitata- aquatic or terrestrial (e) Molecular taxonomy- three major kingdoms of life. A given organism can come under different category based on classification. Model organisms for the study of biology come from different groups. E.coli, S.cerevisiae, D. Melanogaster, C. elegance, A. Thaliana, M. musculus

Module 3: Genetics (4 hours)

Purpose: To convey that "Genetics is to biology what Newton's laws are to Physical Sciences". Mendel's laws, Concept of segregation and independent assortment. Concept of allele. Gene mapping, Gene interaction, Epistasis. Meiosis and Mitosis be taught as a part of genetics. Emphasis to be give not to the mechanics of cell division nor the phases but how genetic material passes from parent to offspring. Concepts of recessiveness and dominance. Concept of mapping of phenotype to genes. Discuss about the single gene disorders in humans. Discuss the concept of complementation using human genetics.

Module 4: Biomolecules (4 hours)

Purpose: To convey that all forms of life has the same building blocks and yet the manifestations are as diverse as one can imagine. Molecules of life. In this context discuss monomeric units and polymeric structures. Discuss about sugars, starch and cellulose. Amino acids and proteins. Nucleotides and DNA/RNA. Two carbon units and lipids.

Module 5: Enzymes (4 Hours)

Purpose: To convey that without catalysis life would not have existed on earth. Enzymology: How to monitor enzyme catalysed reactions. How does an enzyme catalyse reactions? Enzyme classification. Mechanism of enzyme action. Discuss at least two examples. Enzyme kinetics and kinetic parameters. Why should we know these parameters to understand biology? RNA catalysis.

Module 6: Information Transfer (4 hours)

Purpose: The molecular basis of coding and decoding genetic information is universal. Molecular basis of information transfer. DNA as a genetic material. Hierarchy of DNA structure- from single stranded to double helix to nucleosomes. Concept of genetic code.

Universality and degeneracy of genetic code. Define gene in terms of complementation and recombination.

Module 7: Macromolecular analysis (5 hours)

Purpose: To analyse biological processes at the reductionistic level. Proteins- structure and function. Hierarch in protein structure. Primary secondary, tertiary and quaternary structure. Proteins as enzymes, transporters, receptors and structural elements.

Module 8: Metabolism (4 hours)

Purpose: The fundamental principles of energy transactions are the same in physical and biological world. Thermodynamics as applied to biological systems. Exothermic and endothermic versus endergonic and exergonic reactions. Concept of K_{eq} and its relation to standard free energy. Spontaneity. ATP as an energy currency. This should include the breakdown of glucose to $CO_2 + H_2O$ (Glycolysis and Krebs cycle) and synthesis of glucose from CO_2 and H_2O (Photosynthesis). Energy yielding and energy consuming reactions. Concept of Energy charge.

Module 9. Microbiology (3 hours)

Concept of single celled organisms. Concept of species and strains. Identification and classification of microorganisms. Microscopy. Ecological aspects of single celled organisms. Sterilization and media compositions. Growth kinetics.

Text / References:

1. N. A. Campbell, J. B. Reece, L. Urry, M. L. Cain and S. A. Wasserman, "Biology: A global approach", Pearson Education Ltd, 2014.
2. E. E. Conn, P. K. Stumpf, G. Bruening and R. H. Doi, "Outlines of Biochemistry", John Wiley and Sons, 2009.
3. D. L. Nelson and M. M. Cox, "Principles of Biochemistry", W.H. Freeman and Company, 2012.
4. G. S. Stent and R. Calendar, "Molecular Genetics", Freeman and company, 1978.
5. L. M. Prescott, J. P. Harley and C. A. Klein, "Microbiology", McGraw Hill Higher Education, 2005.

Course Outcomes

After studying the course, the student will be able to:

- i. Describe how biological observations of 18th Century that lead to major discoveries.
- ii. Convey that classification per se is not what biology is all about but highlight the underlying criteria, such as morphological, biochemical and ecological
- iii. Highlight the concepts of recessiveness and dominance during the passage of genetic material from parent to offspring.
- iv. Convey that all forms of life have the same building blocks and yet the manifestations are as diverse as one can imagine.
- v. Classify enzymes and distinguish between different mechanisms of enzyme action. Identify DNA as a genetic material in the molecular basis of information transfer. Analyse biological processes at the reductionistic level
- vi. Apply thermodynamic principles to biological systems. Identify and classify microorganisms.

BTAM-XXX-18	Mathematics-III (Probability and Statistics)	3L:1T:4P	4 credits
--------------------	---	-----------------	------------------

Internal Marks: 40 External Marks: 60 Total Marks: 100

Module 1: Basic Probability (12 hours)

Probability spaces, conditional probability, independence; Discrete random variables, Independent random variables, the multinomial distribution, Poisson approximation to the binomial distribution, infinite sequences of Bernoulli trials, sums of independent random variables; Expectation of Discrete Random Variables, Moments, Variance of a sum, Correlation coefficient, Chebyshev's Inequality.

Module 2: Continuous Probability Distributions (4 hours)

Continuous random variables and their properties, distribution functions and densities, normal, exponential and gamma densities.

Module 3: Bivariate Distributions (4 hours)

Bivariate distributions and their properties, distribution of sums and quotients, conditional densities, Bayes' rule.

Module 4: Basic Statistics (8 hours)

Measures of Central tendency: Moments, skewness and Kurtosis - Probability distributions: Binomial, Poisson and Normal - evaluation of statistical parameters for these three distributions, Correlation and regression – Rank correlation.

Module 5: Applied Statistics (8 hours)

Curve fitting by the method of least squares- fitting of straight lines, second degree parabolas and more general curves. Test of significance: Large sample test for single proportion, difference of proportions, single mean, difference of means, and difference of standard deviations.

Module 6: Small samples (4 hours)

Test for single mean, difference of means and correlation coefficients, test for ratio of variances - Chi-square test for goodness of fit and independence of attributes.

Text /References:

1. E. Kreyszig, "Advanced Engineering Mathematics", John Wiley & Sons, 2006.
2. P. G. Hoel, S. C. Port and C. J. Stone, "Introduction to Probability Theory", Universal Book Stall, 2003.
3. S. Ross, "A First Course in Probability", Pearson Education India, 2002.
4. W. Feller, "An Introduction to Probability Theory and its Applications", Vol. 1, Wiley, 1968.
5. N.P. Bali and M. Goyal, "A text book of Engineering Mathematics", Laxmi Publications, 2010.
6. B.S. Grewal, "Higher Engineering Mathematics", Khanna Publishers, 2000.
7. T. Veerarajan, "Engineering Mathematics", Tata McGraw-Hill, New Delhi, 2010.

BTEE-405-18	Digital Electronics Laboratory	0L:0T:2P	1 Credit
Internal Marks: 30 External Marks: 20 Total Marks: 50			

Course Outcomes:

- To understand of basic electronic components and circuits
- Understanding verify truth tables of TTL gates
- Design and fabrication and realization of all gates and basic circuits
- design the truth tables and basic circuits
- Testing of basic electronics circuits

Hands-on experiments related to the course contents of BTEE401-18

Note: A student to perform any 8-10 Experiments.

Suggested List of Experiments:

- Design a delay circuit using 555 timer and study the monostable, bistable and astable operations using 555.
- Verification of the truth tables of TTL gates viz; 7400, 7402, 7404, 7408, 7432, 7486.
 - Design and fabrication and realization of all gates using NAND/NOR gates.
- Verification of truth table of Multiplexer(74150)/Demultiplexer(74154)
- Design and verification of truth tables of half-adder, full-adder and subtractor circuits using gates 7483 and 7486(controlled inverter).
- To study the operation of Arithmetic Logic Unit IC 74181.
- Design fabrication and testing of
 - Monostable multivibrator of $t = 0.1\text{ms}$ approx. using 74121/123. testing for both positive and negative edge triggering, variation in pulse width and retriggering.
 - Free running multivibrator at 1KHz and 1Hz using 555 with 50% duty cycle. Verify the timing from theoretical calculations.
- Design and test S-R flip-flop using NOR/NAND gates.
- Design, fabricate and test a switch debouncer using 7400.
- Verify the truth table of a JK flip flop using IC 7476,
- Verify the truth table of a D flip flop using IC 7474 and study its operation in the toggle and asynchronous mode.
- Operate the counters 7490, 7493 and 74193(Up/Down counting mode). Verify the frequency division at each stage. Using a frequency clock (say 1 Hz) display the count of LED's.
- Verify the truth table of decoder driver 7447/7448. Hence operate a 7 segment LED display through a counter using a low frequency clock. Repeat the above with the BCD to Decimal decoder 7442.

BTEE-406-18	Electrical Machines-II Laboratory	0L:0T:2P	1 Credit
--------------------	--	-----------------	-----------------

Course Outcomes:

- i. Construct equivalent circuits induction motors by routine tests.
- ii. Comprehend the requirement of starting and speed control methods of induction motors in the various applications of industry.
- iii. Construct equivalent circuits of synchronous generator and motor.
- iv. Apply knowledge to show utility of alternator, synchronous motors and synchronous condenser for various applications in power system.
- v. Construct characteristic curves for induction and synchronous machines.
- vi. Understand the concept of parallel operation of three phase alternators.

Hands-on experiments related to the course contents of BTEE402-18

Note: A student to perform any 8-10 Experiments.

Suggested List of Experiments:

1. To perform load-test on three-phase Induction motor and to plot torque versus speed characteristics.
 - a) To perform no-load and blocked-rotor tests on three-phase Induction motor to obtain equivalent circuit.
 - b) To develop an algorithm (Matlab/C/C++) for speed torque characteristics using calculated equivalent circuit parameters.
2. To study the speed control of three-phase Induction motor by Kramer's Concept.
3. To study the speed control of three-phase Induction motor by cascading of two induction motors, i.e. by feeding the slip power of one motor into the other motor.
4. To study star- delta starters physically and
 - a) to draw electrical connection diagram
 - b) to start the three-phase Induction motor using it.
 - c) to reverse the direction of three-phase Induction motor
5. To start a three-phase slip –ring induction motor by inserting different levels of resistance in the rotor circuit and plot torque –speed characteristics.
6. To perform no-load and blocked-rotor test on single-phase Induction motor and to determine the parameters of equivalent circuit drawn on the basis of double revolving field theory.
7. To perform no load and short circuit. Test on three-phase alternator and draw open and short circuit characteristics.
8. To find voltage regulation of an alternator by zero power factor (ZPF.) method.
9. To study effect of variation of field current upon the stator current and power factor with synchronous motor running at no load and draw Voltage and inverted Voltage curves of motor.
10. Parallel operation of three phase alternators using
 - (i) Dark lamp method (ii) Two-Bright and one dark lamp method
11. To study synchroscope physically and parallel operation of three-phase alternators using synchroscope.
12. Starting of synchronous motors using:
 - (i) Auxiliary motor (ii) Using Damper windings

Course Outcomes:

- Understand the properties and characteristics of thyristors.
- Understand the different types of waveforms of inverter and chopper circuits
- Analyze speed and direction control of single phase and three phase electric motors using ac and dc drive.
- Understand the effect of free-wheeling diode on pf with RL load.
- Check the performance of a choppers, and inverter.

Hands-on experiments related to the course contents of BTEE403-18

Note: A student to perform any 8-10 Experiments.

Suggested List of Experiments:

- To plot V-I characteristics and study the effect of gate triggering on turning on of SCR.
- To draw V-I characteristics of an UJT and to use UJT as relaxation oscillator.
- To study the effect of free-wheeling diode on power factor for single phase half-wave rectifier with R-L load.
- To plot waveforms for output voltage and current, for single phase full-wave, fully controlled bridge rectifier, for resistive and resistive cum inductive loads.
- Study of the microprocessor-based firing control of a bridge converter.
- To study three phase fully controlled bridge converter and plot waveforms of output voltage, for different firing angles.
- To study Jones chopper or any chopper circuit to check the performance.
- Thyristorised speed control of a D.C. Motor.
- Speed Control of induction motor using thyristors.
- Study of series inverter circuit and to check its performance.
- Study of a single-phase cycloconverter.
- To check the performance of a McMurray half-bridge inverter.

BTEE-501-18	Power Systems-I (Apparatus and Modelling)	3L:0T:0P	3 credits
--------------------	--	-----------------	------------------

Internal Marks: 40 External Marks: 60 Total Marks: 100

Course Outcomes:

At the end of this course, students will demonstrate the ability to:

- Understand the concepts of power systems.
- Understand the various power system components.
- Evaluate fault currents for different types of faults.
- Understand the generation of over-voltages and insulation coordination.
- Understand basic protection schemes.
- Understand concepts of HVdc power transmission and renewable energy generation.

Module 1: Basic Concepts (4 hours)

Evolution of Power Systems and Present-Day Scenario. Structure of a power system: Bulk Power Grids and Micro-grids.

Generation: Conventional and Renewable Energy Sources. Distributed Energy Resources.

Energy Storage. Transmission and Distribution Systems: Line diagrams, transmission and distribution voltage levels and topologies (meshed and radial systems). Synchronous Grids and Asynchronous (DC) interconnections. Review of Three-phase systems. Analysis of simple three-phase circuits. Power Transfer in AC circuits and Reactive Power.

Module 2: Power System Components (15 hours)

Overhead Transmission Lines and Cables: Electrical and Magnetic Fields around conductors, Corona. Parameters of lines and cables. Capacitance and Inductance calculations for simple configurations. Travelling-wave Equations. Sinusoidal Steady state representation of Lines: Short, medium and long lines. Power Transfer, Voltage profile and Reactive Power. Characteristics of transmission lines. Surge Impedance Loading. Series and Shunt Compensation of transmission lines.

Transformers: Three-phase connections and Phase-shifts. Three-winding transformers, auto-transformers, Neutral Grounding transformers. Tap-Changing in transformers. Transformer Parameters. Single phase equivalent of three-phase transformers.

Synchronous Machines: Steady-state performance characteristics. Operation when connected to infinite bus. Real and Reactive Power Capability Curve of generators. Typical waveform under balanced terminal short circuit conditions – steady state, transient and sub-transient equivalent circuits. Loads: Types, Voltage and Frequency Dependence of Loads. Per-unit System and per-unit calculations.

Module 3: Over-voltages and Insulation Requirements (4 hours)

Generation of Over-voltages: Lightning and Switching Surges. Protection against Over-voltages, Insulation Coordination. Propagation of Surges. Voltages produced by traveling surges. Bewley Diagrams.

Module 4: Fault Analysis and Protection Systems (10 hours)

Method of Symmetrical Components (positive, negative and zero sequences). Balanced and Unbalanced Faults. Representation of generators, lines and transformers in sequence networks. Computation of Fault Currents. Neutral Grounding.

Switchgear: Types of Circuit Breakers. Attributes of Protection schemes, Back-up Protection. Protection schemes (Over-current, directional, distance protection, differential protection) and their application.

Module 5: Introduction to DC Transmission & Renewable Energy Systems (9 hours)

DC Transmission Systems: Line-Commutated Converters (LCC) and Voltage Source Converters (VSC). LCC and VSC based dc link, Real Power Flow control in a dc link. Comparison of ac and dc transmission. Solar PV systems: I-V and P-V characteristics of PV panels, power electronic interface of PV to the grid. Wind Energy Systems: Power curve of wind turbine. Fixed and variable speed turbines. Permanent Magnetic Synchronous Generators and Induction Generators. Power Electronics interfaces of wind generators to the grid.

Text/References:

1. J. Grainger and W. D. Stevenson, "Power System Analysis", McGraw Hill Education, 1994.
2. O. I. Elgerd, "Electric Energy Systems Theory", McGraw Hill Education, 1995.
3. A. R. Bergen and V. Vittal, "Power System Analysis", Pearson Education Inc., 1999.
4. D. P. Kothari and I. J. Nagrath, "Modern Power System Analysis", McGraw Hill Education, 2003.
5. B. M. Weedy, B. J. Cory, N. Jenkins, J. Ekanayake and G. Strbac, "Electric Power Systems", Wiley, 2012.

BTEE-502-18	Control Systems	3L:0T:0P	3 credits
Internal Marks: 40	External Marks: 60	Total Marks: 100	

Course Outcomes:

At the end of this course, students will demonstrate the ability to

- Understand the modelling of linear-time-invariant systems using transfer function and state-space representations.
- Understand the concept of stability and its assessment for linear-time invariant systems. Design simple feedback controllers.

Module 1: Introduction to control problem (4 hours)

Industrial Control examples. Mathematical models of physical systems. Control hardware and their models. Transfer function models of linear time-invariant systems. Feedback Control: Open-Loop and Closed-loop systems. Benefits of Feedback. Block diagram algebra.

Module 2: Time Response Analysis (10 hours)

Standard test signals. Time response of first and second order systems for standard test inputs. Application of initial and final value theorem. Design specifications for second-order systems based on the time-response.

Concept of Stability. Routh-Hurwitz Criteria. Relative Stability analysis. Root-Locus technique. Construction of Root-loci.

Module 3: Frequency-response analysis (6 hours)

Relationship between time and frequency response, Polar plots, Bode plots. Nyquist stability criterion. Relative stability using Nyquist criterion – gain and phase margin. Closed-loop frequency response.

Module 4: Introduction to Controller Design (10 hours)

Stability, steady-state accuracy, transient accuracy, disturbance rejection, insensitivity and robustness of control systems.

Root-loci method of feedback controller design.

Design specifications in frequency-domain. Frequency-domain methods of design.

Application of Proportional, Integral and Derivative Controllers, Lead and Lag compensation in designs.

Analog and Digital implementation of controllers.

Module 5: State variable Analysis (6 hours)

Concepts of state variables. State space model. Diagonalization of State Matrix. Solution of state equations. Eigenvalues and Stability Analysis. Concept of controllability and observability.

Pole-placement by state feedback.

Discrete-time systems. Difference Equations. State-space models of linear discrete-time systems. Stability of linear discrete-time systems.

Module 6: Introduction to Optimal Control and Nonlinear Control (5 hours) Performance Indices. Regulator problem, Tracking Problem. Nonlinear system–Basic concepts and analysis.

Text/References:

- M. Gopal, "Control Systems: Principles and Design", McGraw Hill Education, 1997.

-
2. B. C. Kuo, "Automatic Control System", Prentice Hall, 1995.
 3. K. Ogata, "Modern Control Engineering", Prentice Hall, 1991.
 4. I. J. Nagrath and M. Gopal, "Control Systems Engineering", New Age International, 2009.

BTEE-503-18	Microprocessors	3L:0T:0P	3 credits
--------------------	------------------------	-----------------	------------------

Internal Marks: 40 External Marks: 60 Total Marks: 100

Course Outcomes:

At the end of this course, students will demonstrate the ability to:

- Do assembly language programming.
- Do interfacing design of peripherals like I/O, A/D, D/A, timer etc.
- Develop systems using different microcontrollers.

Module 1: Fundamentals of Microprocessors: (7Hours)

Fundamentals of Microprocessor Architecture. 8-bit Microprocessor and Microcontroller architecture, Comparison of 8-bit microcontrollers, 16-bit and 32-bit microcontrollers. Definition of embedded system and its characteristics, Role of microcontrollers in embedded Systems. Overview of the 8051 family.

Module 2 : The 8051 Architecture (8 Hours)

Internal Block Diagram, CPU, ALU, address, data and control bus, Working registers, SFRs, Clock and RESET circuits, Stack and Stack Pointer, Program Counter, I/O ports, Memory Structures, Data and Program Memory, Timing diagrams and Execution Cycles.

Module 3: Instruction Set and Programming (8 Hours)

Addressing modes: Introduction, Instruction syntax, Data types, Subroutines Immediate addressing, Register addressing, Direct addressing, Indirect addressing, Relative addressing, Indexed addressing, Bit inherent addressing, bit direct addressing. 8051 Instruction set, Instruction timings. Data transfer instructions, Arithmetic instructions, Logical instructions, Branch instructions, Subroutine instructions, Bit manipulation instruction. Assembly language programs, C language programs. Assemblers and compilers. Programming and debugging tools.

Module4: Memory and I/O Interfacing (6 Hours):

Memory & I/O expansion buses, control signals, memory wait states. Interfacing of peripheral devices such as General Purpose I/O, ADC, DAC, timers, counters, memory devices.

Module 5: External Communication Interface (6 Hours)

Synchronous and Asynchronous Communication. RS232, SPI, I2C. Introduction and interfacing to protocols like Blue-tooth and Zig-bee.

Module6: Applications (06 Hours)

LED, LCD and keyboard interfacing. Stepper motor interfacing, DC Motor interfacing, sensor interfacing.

Text / References:

1. M . A. Mazidi, J. G. Mazidi and R. D. McKinlay, "The 8051 Microcontroller and Embedded Systems: Using Assembly and C", Pearson Education, 2007.
2. K. J. Ayala, "8051 Microcontroller", Delmar Cengage Learning, 2004.
3. R. Kamal, "Embedded System", McGraw Hill Education, 2009.
4. R. S. Gaonkar, "Microprocessor Architecture: Programming and Applications with the 8085", Penram International Publishing, 1996.
5. D. A. Patterson and J. H. Hennessy, "Computer Organization and Design: The Hardware/Software interface", Morgan Kaufman Publishers, 2013.
6. D. V. Hall, "Microprocessors & Interfacing", McGraw Hill Higher Education, 1991.

BTEE-504A-18	Electrical Energy Conservation and Auditing	3L:0T:0P	3 credits
---------------------	--	-----------------	------------------

Internal Marks: 40 External Marks: 60 Total Marks: 100

Course Outcomes:

At the end of this course, students will demonstrate the ability to:

- Understand the current energy scenario and importance of energy conservation. Understand the concepts of energy management.
- Understand the methods of improving energy efficiency in different electrical systems.
- Understand the concepts of different energy efficient devices.

Module 1: Energy Scenario (6 Hours)

Commercial and Non-commercial energy, primary energy resources, commercial energy production, final energy consumption, energy needs of growing economy, long term energy scenario, energy pricing, energy sector reforms, energy and environment, energy security, energy conservation and its importance, restructuring of the energy supply sector, energy strategy for the future, air pollution, climate change. Energy Conservation Act-2001 and its features.

Module 2: Basics of Energy and its various forms (7 Hours)

Electricity tariff, load management and maximum demand control, power factor improvement, selection & location of capacitors, Thermal Basics-fuels, thermal energy contents of fuel, temperature & pressure, heat capacity, sensible and latent heat, evaporation, condensation, steam, moist air and humidity & heat transfer, units and conversion.

Module 3: Energy Management & Audit (6 Hours)

Definition, energy audit, need, types of energy audit. Energy management (audit) approach-understanding energy costs, bench marking, energy performance, matching energy use to requirement, maximizing system efficiencies, optimizing the input energy requirements, fuel & energy substitution, energy audit instruments. Material and Energy balance: Facility as an energy system, methods for preparing process flow, material and energy balance diagrams.

Module 4: Energy Efficiency in Electrical Systems (7 Hours)

Electrical system: Electricity billing, electrical load management and maximum demand control, power factor improvement and its benefit, selection and location of capacitors, performance assessment of PF capacitors, distribution and transformer losses. Electric motors: Types, losses in induction motors, motor efficiency, factors affecting motor performance, rewinding and motor replacement issues, energy saving opportunities with energy efficient motors.

Module 5: Energy Efficiency in Industrial Systems (8 Hours)

Compressed Air System: Types of air compressors, compressor efficiency, efficient compressor operation, Compressed air system components, capacity assessment, leakage test, factors affecting the performance and savings opportunities in HVAC, Fans and blowers: Types, performance evaluation, efficient system operation, flow control strategies and energy conservation opportunities. Pumps and Pumping System: Types, performance

evaluation, efficient system operation, flow control strategies and energy conservation opportunities.

Cooling Tower: Types and performance evaluation, efficient system operation, flow control strategies and energy saving opportunities, assessment of cooling towers.

Module 6: Energy Efficient Technologies in Electrical Systems (8Hours)

Maximum demand controllers, automatic power factor controllers, energy efficient motors, soft starters with energy saver, variable speed drives, energy efficient transformers, electronic ballast, occupancy sensors, energy efficient lighting controls, energy saving potential of each technology.

Text/Reference Books

1. Guide books for National Certification Examination for Energy Manager / Energy Auditors Book-1, General Aspects (available online)
2. Guide books for National Certification Examination for Energy Manager / Energy Auditors Book-3, Electrical Utilities (available online)
3. S. C. Tripathy, "Utilization of Electrical Energy and Conservation", McGraw Hill, 1991.
4. Success stories of Energy Conservation by BEE, New Delhi (www.bee-india.org).

BTEE-504B-18	Computer Architecture	3L:0T:0P	3 credits
---------------------	------------------------------	-----------------	------------------

Internal Marks: 40 External Marks: 60 Total Marks: 100

Course Outcomes:

At the end of this course, students will demonstrate the ability to

- Understand the concepts of microprocessors, their principles and practices.
- Write efficient programs in assembly language of the 8086 family of microprocessors. Organize a modern computer system and be able to relate it to real examples.
- Develop the programs in assembly language for 80286, 80386 and MIPS processors in real and protected modes.
- Implement embedded applications using ATOM processor.

Module 1: Introduction to computer organization (6 hours)

Architecture and function of general computer system, CISC Vs RISC, Data types, Integer Arithmetic - Multiplication, Division, Fixed and Floating point representation and arithmetic, Control unit operation, Hardware implementation of CPU with Micro instruction, microprogramming, System buses, Multi-bus organization.

Module 2: Memory organization (6 hours)

System memory, Cache memory - types and organization, Virtual memory and its implementation, Memory management unit, Magnetic Hard disks, Optical Disks.

Module 3: Input – output Organization (8 hours)

Accessing I/O devices, Direct Memory Access and DMA controller, Interrupts and Interrupt Controllers, Arbitration, Multilevel Bus Architecture, Interface circuits - Parallel and serial port. Features of PCI and PCI Express bus.

Module 4: 16 and 32 microprocessors (8 hours)

80x86 Architecture, IA – 32 and IA – 64, Programming model, Concurrent operation of EU and BIU, Real mode addressing, Segmentation, Addressing modes of 80x86, Instruction set of 80x86, I/O addressing in 80x86

Module 5: Pipelining(8 hours)

Introduction to pipelining, Instruction level pipelining (ILP), compiler techniques for ILP, Data hazards, Dynamic scheduling, Dependability, Branch cost, Branch Prediction, Influence on instruction set.

Module 6: Different Architectures (8 hours)

VLIW Architecture, DSP Architecture, SoC architecture, MIPS Processor and programming

Text/Refence Books

- V. Carl, G. Zvonko and S. G. Zaky, "Computer organization", McGraw Hill, 1978.
- B. Brey and C. R. Sarma, "The Intel microprocessors", Pearson Education, 2000.
- J. L. Hennessy and D. A. Patterson, "Computer Architecture A Quantitative Approach", Morgan Kauffman, 2011.
- W. Stallings, "Computer organization", PHI, 1987.
- P. Barry and P. Crowley, "Modern Embedded Computing", Morgan Kaufmann, 2012.
- N. Mathivanan, "Microprocessors, PC Hardware and Interfacing", Prentice Hall, 2004.

7. Y. C. Lieu and G. A. Gibson, "Microcomputer Systems: The 8086/8088 Family", Prentice Hall India, 1986.
8. J. Uffenbeck, "The 8086/8088 Design, Programming, Interfacing", Prentice Hall, 1987.
9. B. Govindarajalu, "IBM PC and Clones", Tata McGraw Hill, 1991.
10. P. Able, "8086 Assembly Language Programming", Prentice Hall India.

BTEE-505-18	Power Systems – I Laboratory	0L:0T:2P	1 credit
Internal Marks: 30	External Marks: 20	Total Marks: 50	

Hands-on experiments related to the course contents of BTEE501-18. Visits to power system installations (generation stations, EHV substations etc.) are Exposure to fault analysis and Electro-magnetic transient program (EMTP) and Numerical Relays are suggested.

Note: A student to perform any 8-10 Experiments.

Suggested List of Experiments:

1. To measure negative sequence and zero sequence reactance of Synchronous Machines.
2. Design of transmission systems for given power and distance.
3. Fault analysis for line-to-line (L-L), Line-to-Ground (L-G) and double line to ground fault.
4. a) To study the performance of a transmission line.
b) Compute its ABCD parameters.
5. To study the earth resistance using three spikes.
6. To study the Scott connections using three-phase transformers.
7. To demonstrate the series compensation using Matlab/PSCAD/Power world.
8. To demonstrate the shunt compensation using Matlab/PSCAD/Power world.

BTEE-506-18	Control Systems Laboratory	0L:0T:2P	1 credit
Internal Marks: 30	External Marks: 20	Total Marks: 50	

Hands-on experiments related to the course contents of BTEE502-18

Note: A student to perform any 8-10 Experiments.

Suggested List of Experiments:

1. To study the characteristics of potentiometers and to use 2- potentiometers as an error detector in a control system.
2. To study the synchro Transmitter-Receiver set and to use it as an error detector
3. To study the Speed – Torque characteristics of an AC Servo Motor and to explore its applications.
4. To study the Speed – Torque characteristics of an DC Servo Motor and explore its applications.
5. To study the variations of time lag by changing the time constant using control engineering trainer
6. To simulate a third order differential equations using an analog computer and calculate time response specifications
7. To obtain the transfer function of a D.C. motor – D.C. Generator set using Transfer Function Trainer
8. To study the speed control of an A.C. Servo Motor using a closed loop and an open loop systems
 - a) To study the operation of a position sensor and study the conversion of position in to corresponding voltage
 - b) To study an PI control action and show its usefulness for minimizing steady state error of time response.
9. To measure Force / Displacement using Strain Gauge in a wheat stone bridge
10. To design a Lag compensator and test its performance characteristics.
11. To design a Lead-compensator and test its performance characteristics.
12. To design a Lead-Lag compensator and test its performance characteristics.

BTEE-507-18	Microprocessors Laboratory	0L:0T:2P	1 credit
Internal Marks: 30	External Marks: 20	Total Marks: 50	

Hands-on experiments related to the course contents of BTEE503-18

Note: A student to perform any 8-10 Experiments.

Suggested List of Experiments:

1. Study of 8051/8031 Micro-controller kits.
2. Write a program to add two numbers lying at two memory locations and display the result.
3. Write a program for multiplication of two numbers lying at memory location and display the result.
4. Write a program to check a number for being ODD or EVEN and show the result on display.
5. Write a program to split a byte in two nibbles and show the two nibbles on display.
6. Write a program to arrange TEN numbers stored in memory location in ascending and descending order.
7. Write a program to find a factorial of a given number.
8. Study of interrupt structure of 8051/8031 micro-controllers.
9. Write a program to show the use of INT0 and INT1.
10. Write a program of flashing LED connected to port 1 of the micro-controller.
11. Write a program to control a stepper motor in direction, speed and number of steps.
12. Write a program to control the speed of DC motor.

BTEE-508-18	Summer Industry Internship	(Non-Credit)
--------------------	-----------------------------------	---------------------

Six weeks in an Industry in the area of Electrical Engineering. The summer internship should give exposure to the practical aspects of the discipline. In addition, the student may also work on a specified task or project which may be assigned to him/her. The outcome of the internship should be presented in the form of a report. Performance to be rated as Satisfactory/Un - Satisfactory (S/US). For unsatisfactory the internship to be repeated.

Draft

BTEE-601-18	Power Systems – II (Operation & Control)	3L:0T:0P	3 credits
--------------------	---	-----------------	------------------

Internal Marks: 40 External Marks: 60 Total Marks: 100

Course Outcomes:

At the end of this course, students will demonstrate the ability to:

- Use numerical methods to analyse a power system in steady state.
- Understand stability constraints in a synchronous grid.
- Understand methods to control the voltage, frequency and power flow.
- Understand the monitoring and control of a power system.
- Understand the basics of power system economics.

Module 1: Power Flow Analysis (7 hours)

Review of the structure of a Power System and its components. Analysis of Power Flows: Formation of Bus Admittance Matrix. Real and reactive power balance equations at a node. Load and Generator Specifications. Application of numerical methods for solution of non-linear algebraic equations – Gauss Seidel and Newton-Raphson methods for the solution of the power flow equations. Computational Issues in Large-scale Power Systems.

Module 2: Stability Constraints in synchronous grids (8 hours)

Swing Equations of a synchronous machine connected to an infinite bus. Power angle curve. Description of the phenomena of loss of synchronism in a single-machine infinite bus system following a disturbance like a three-phase fault. Analysis using numerical integration of swing equations (using methods like Forward Euler, Runge-Kutta 4th order methods), as well as the Equal Area Criterion. Impact of stability constraints on Power System Operation. Effect of generation rescheduling and series compensation of transmission lines on stability.

Module 3: Control of Frequency and Voltage (7 hours)

Turbines and Speed-Governors, Frequency dependence of loads, Droop Control and Power Sharing. Automatic Generation Control. Generation and absorption of reactive power by various components of a Power System. Excitation System Control in synchronous generators, Automatic Voltage Regulators. Shunt Compensators, Static VAR compensators and STATCOMs. Tap Changing Transformers.

Power flow control using embedded dc links, phase shifters and

Module 4: Monitoring and Control (6 hours)

Overview of Energy Control Centre Functions: SCADA systems. Phasor Measurement Units and Wide-Area Measurement Systems. State-estimation. System Security Assessment. Normal, Alert, Emergency, Extremis states of a Power System. Contingency Analysis. Preventive Control and Emergency Control.

Module 5: Power System Economics and Management (7 hours)

Basic Pricing Principles: Generator Cost Curves, Utility Functions, Power Exchanges, Spot Pricing. Electricity Market Models (Vertically Integrated, Purchasing Agency, Whole-sale competition, Retail Competition), Demand Side-management, Transmission and Distributions charges, Ancillary Services. Regulatory framework.

Text/References:

1. J. Grainger and W. D. Stevenson, "Power System Analysis", McGraw Hill Education, 1994.

2. O. I. Elgerd, "Electric Energy Systems Theory", McGraw Hill Education, 1995.
3. A. R. Bergen and V. Vittal, "Power System Analysis", Pearson Education Inc., 1999.
4. D. P. Kothari and I. J. Nagrath, "Modern Power System Analysis", McGraw Hill Education, 2003.
5. B. M. Weedy, B. J. Cory, N. Jenkins, J. Ekanayake and G. Strbac, "Electric Power Systems", Wiley, 2012.

BTEE-602A-18	Industrial Electrical Systems	3L:0T:0P	3 credits
---------------------	--------------------------------------	-----------------	------------------

Internal Marks: 40 External Marks: 60 Total Marks: 100

Course Outcomes:

At the end of this course, students will demonstrate the ability to

- Understand the electrical wiring systems for residential, commercial and industrial consumers, representing the systems with standard symbols and drawings, SLD.
- Understand various components of industrial electrical systems.
- Analyze and select the proper size of various electrical system components.

Module 1: Electrical System Components (8 Hours)

LT system wiring components, selection of cables, wires, switches, distribution box, metering system, Tariff structure, protection components- Fuse, MCB, MCCB, ELCB, inverse current characteristics, symbols, single line diagram (SLD) of a wiring system, Contactor, Isolator, Relays, MPCB, Electric shock and Electrical safety practices

Module 2: Residential and Commercial Electrical Systems (8 Hours)

Types of residential and commercial wiring systems, general rules and guidelines for installation, load calculation and sizing of wire, rating of main switch, distribution board and protection devices, earthing system calculations, requirements of commercial installation, deciding lighting scheme and number of lamps, earthing of commercial installation, selection and sizing of components.

Module 3: Illumination Systems (6 Hours)

Understanding various terms regarding light, lumen, intensity, candle power, lamp efficiency, specific consumption, glare, space to height ratio, waste light factor, depreciation factor, various illumination schemes, Incandescent lamps and modern luminaries like CFL, LED and their operation, energy saving in illumination systems, design of a lighting scheme for a residential and commercial premise, flood lighting.

Module 4: Industrial Electrical Systems I (8 Hours)

HT connection, industrial substation, Transformer selection, Industrial loads, motors, starting of motors, SLD, Cable and Switchgear selection, Lightning Protection, Earthing design, Power factor correction – kVAR calculations, type of compensation, Introduction to PCC, MCC panels. Specifications of LT Breakers, MCB and other LT panel components.

Module 5: Industrial Electrical Systems II (6 Hours)

DG Systems, UPS System, Electrical Systems for the elevators, Battery banks, Sizing the DG, UPS and Battery Banks, Selection of UPS and Battery Banks.

Module 6: Industrial Electrical System Automation (6 Hours)

Study of basic PLC, Role of in automation, advantages of process automation, PLC based control system design, Panel Metering and Introduction to SCADA system for distribution automation.

Text/Reference Books

- S. L. Uppal and G. C. Garg, "Electrical Wiring, Estimating & Costing", Khanna publishers, 2008.
- K. B. Raina, "Electrical Design, Estimating & Costing", New age International, 2007.

4. S. Singh and R. D. Singh, "Electrical estimating and costing", Dhanpat Rai and Co., 1997.
5. Web site for IS Standards.
6. H. Joshi, "Residential Commercial and Industrial Systems", McGraw Hill Education, 2008.

BTEE-602B-18	Electrical Machine Design	3L:0T:0P	3 credits
Internal Marks: 40	External Marks: 60	Total Marks: 100	

Course Outcomes:

At the end of this course, students will demonstrate the ability to

- Understand the construction and performance characteristics of electrical machines.
- Understand the various factors which influence the design: electrical, magnetic and thermal loading of electrical machines
- Understand the principles of electrical machine design and carry out a basic design of an ac machine.
- Use software tools to do design calculations.

Module 1: Introduction

Major considerations in electrical machine design, electrical engineering materials, space factor, choice of specific electrical and magnetic loadings, thermal considerations, heat flow, temperature rise, rating of machines.

Module 2: Transformers

Sizing of a transformer, main dimensions, kVA output for single- and three-phase transformers, window space factor, overall dimensions, operating characteristics, regulation, no load current, temperature rise in transformers, design of cooling tank, methods for cooling of transformers.

Module 3: Induction Motors

Sizing of an induction motor, main dimensions, length of air gap, rules for selecting rotor slots of squirrel cage machines, design of rotor bars & slots, design of end rings, design of wound rotor, magnetic leakage calculations, leakage reactance of polyphase machines, magnetizing current, short circuit current, circle diagram, operating characteristics.

Module 4: Synchronous Machines

Sizing of a synchronous machine, main dimensions, design of salient pole machines, short circuit ratio, shape of pole face, armature design, armature parameters, estimation of air gap length, design of rotor, design of damper winding, determination of full load field mmf, design of field winding, design of turbo alternators, rotor design.

Module 5: Computer aided Design (CAD):

Limitations (assumptions) of traditional designs, need for CAD analysis, synthesis and hybrid methods, design optimization methods, variables, constraints and objective function, problem formulation. Introduction to FEM based machine design. Introduction to complex structures of modern machines-PMSMs, BLDCs, SRM and claw-pole machines.

Text / References:

1. A. K. Sawhney, "A Course in Electrical Machine Design", Dhanpat Rai and Sons, 1970.
2. M.G. Say, "Theory & Performance & Design of A.C. Machines", ELBS London.
3. S. K. Sen, "Principles of Electrical Machine Design with computer programmes", Oxford and IBH Publishing, 2006.
4. K. L. Narang, "A Text Book of Electrical Engineering Drawings", SatyaPrakashan, 1969.

5. A. Shanmugasundaram, G. Gangadharan and R. Palani, "Electrical Machine Design Data Book", New Age International, 1979.
6. K. M. V. Murthy, "Computer Aided Design of Electrical Machines", B.S. Publications, 2008.
7. Electrical machines and equipment design exercise examples using Ansoft's Maxwell 2D machine design package.

BTEE-602C-18	Electrical Drives	3L:0T:0P	3 credits
Internal Marks: 40	External Marks: 60	Total Marks: 100	

Course Outcomes:

At the end of this course, students will demonstrate the ability to:

- Understand the characteristics of dc motors and induction motors.
- Understand the principles of speed-control of dc motors and induction motors.
- Understand the power electronic converters used for dc motor and induction motor speed control.

Module 1: DC motor characteristics (5 hours)

Review of emf and torque equations of DC machine, review of torque-speed characteristics of separately excited dc motor, change in torque-speed curve with armature voltage, example load torque-speed characteristics, operating point, armature voltage control for varying motor speed, flux weakening for high speed operation.

Module 2: Chopper fed DC drive (5 hours)

Review of dc chopper and duty ratio control, chopper fed dc motor for speed control, steady state operation of a chopper fed drive, armature current waveform and ripple, calculation of losses in dc motor and chopper, efficiency of dc drive, smooth starting.

Module 3: Multi-quadrant DC drive (6 hours)

Review of motoring and generating modes operation of a separately excited dc machine, four quadrant operation of dc machine; single-quadrant, two-quadrant and four-quadrant choppers; steady-state operation of multi-quadrant chopper fed dc drive, regenerative braking.

Module 4: Closed-loop control of DC Drive (6 hours)

Control structure of DC drive, inner current loop and outer speed loop, dynamic model of dc motor – dynamic equations and transfer functions, modeling of chopper as gain with switching delay, plant transfer function, for controller design, current controller specification and design, speed controller specification and design.

Module 5: Induction motor characteristics (6 hours)

Review of induction motor equivalent circuit and torque-speed characteristic, variation of torque-speed curve with (i) applied voltage, (ii) applied frequency and (iii) applied voltage and frequency, typical torque-speed curves of fan and pump loads, operating point, constant flux operation, flux weakening operation.

Module 6: Scalar control or constant V/f control of induction motor (6 hours)

Review of three-phase voltage source inverter, generation of three-phase PWM signals, sinusoidal modulation, space vector theory, conventional space vector modulation; constant V/f control of induction motor, steady-state performance analysis based on equivalent circuit, speed drop with loading, slip regulation.

Module 7: Control of slip ring induction motor (6 hours)

Impact of rotor resistance of the induction motor torque-speed curve, operation of slip-ring induction motor with external rotor resistance, starting torque, power electronic based rotor side control of slip ring motor, slip power recovery.

Text / References:

1. G. K. Dubey, "Power Semiconductor Controlled Drives", Prentice Hall, 1989.
2. R. Krishnan, "Electric Motor Drives: Modeling, Analysis and Control", Prentice Hall, 2001.
3. G. K. Dubey, "Fundamentals of Electrical Drives", CRC Press, 2002.
4. W. Leonhard, "Control of Electric Drives", Springer Science & Business Media, 2001.

Text / References:

1. G. K. Dubey, "Power Semiconductor Controlled Drives", Prentice Hall, 1989.
2. R. Krishnan, "Electric Motor Drives: Modeling, Analysis and Control", Prentice Hall, 2001.
3. G. K. Dubey, "Fundamentals of Electrical Drives", CRC Press, 2002.
4. W. Leonhard, "Control of Electric Drives", Springer Science & Business Media, 2001.

BTEE-603A-18	Digital Signal Processing	3L:0T:0P	3 credits
---------------------	----------------------------------	-----------------	------------------

Internal Marks: 40 External Marks: 60 Total Marks: 100

Course Outcomes:

At the end of this course, students will demonstrate the ability to

- Represent signals mathematically in continuous and discrete-time, and in the frequency domain.
- Analyse discrete-time systems using z-transform.
- Understand the Discrete-Fourier Transform (DFT) and the FFT algorithms.
- Design digital filters for various applications.
- Apply digital signal processing for the analysis of real-life signals.

Module 1: Discrete-time signals and systems (6 hours)

Discrete time signals and systems: Sequences; representation of signals on orthogonal basis; Representation of discrete systems using difference equations, Sampling and reconstruction of signals - aliasing; Sampling theorem and Nyquist rate.

Module 2: Z-transform (6 hours)

z-Transform, Region of Convergence, Analysis of Linear Shift Invariant systems using z-transform, Properties of z-transform for causal signals, Interpretation of stability in z-domain, Inverse z-transforms.

Module 2: Discrete Fourier Transform (10 hours)

Frequency Domain Analysis, Discrete Fourier Transform (DFT), Properties of DFT, Convolution of signals, Fast Fourier Transform Algorithm, Parseval's Identity, Implementation of Discrete Time Systems.

Module 3: Design of Digital filters (12 hours)

Design of FIR Digital filters: Window method, Park-McClellan's method. Design of IIR Digital

Filters: Butterworth, Chebyshev and Elliptic Approximations; Low-pass, Band-pass, Band-stop and High-pass filters.

Effect of finite register length in FIR filter design. Parametric and non-parametric spectral estimation. Introduction to multi-rate signal processing.

Module 4: Applications of Digital Signal Processing (6 hours)

Correlation Functions and Power Spectra, Stationary Processes, Optimal filtering using ARMA Model, Linear Mean-Square Estimation, Wiener Filter.

Text/Reference Books:

1. S. K. Mitra, "Digital Signal Processing: A computer based approach", McGraw Hill, 2011.
2. A.V. Oppenheim and R. W. Schaffer, "Discrete Time Signal Processing", Prentice Hall, 1989.
3. J. G. Proakis and D.G. Manolakis, "Digital Signal Processing: Principles, Algorithms And Applications", Prentice Hall, 1997.
4. L. R. Rabiner and B. Gold, "Theory and Application of Digital Signal Processing", Prentice Hall, 1992.
5. J. R. Johnson, "Introduction to Digital Signal Processing", Prentice Hall, 1992.
6. D. J. DeFatta, J. G. Lucas and W. S. Hodgkiss, "Digital Signal Processing", John Wiley & Sons, 1988.

BTEE-603B-18	High Voltage Engineering	3L:0T:0P	3 credits
---------------------	---------------------------------	-----------------	------------------

Internal Marks: 40 External Marks: 60 Total Marks: 100

Course outcomes:

At the end of the course, the student will demonstrate

- Understand the basic physics related to various breakdown processes in solid, liquid and gaseous insulating materials.
- Knowledge of generation and measurement of D. C., A.C., & Impulse voltages.
- Knowledge of tests on H. V. equipment and on insulating materials, as per the standards.
- Knowledge of how over-voltages arise in a power system, and protection against these over-voltages.

Module 1: Breakdown in Gases (8 Hours)

Ionization processes and de-ionization processes, Types of Discharge, Gases as insulating materials, Breakdown in Uniform gap, non-uniform gaps, Townsend's theory, Streamer mechanism, Corona discharge

Module 2: Breakdown in liquid and solid Insulating materials (7 Hours)

Breakdown in pure and commercial liquids, Solid dielectrics and composite dielectrics, intrinsic breakdown, electromechanical breakdown and thermal breakdown, Partial discharge, applications of insulating materials.

Module 3: Generation of High Voltages (7 Hours)

Generation of high voltages, generation of high D. C. and A.C. voltages, generation of impulse voltages, generation of impulse currents, tripping and control of impulse generators.

Module 4: Measurements of High Voltages and Currents (7 Hours)

Peak voltage, impulse voltage and high direct current measurement method, cathode ray oscillographs for impulse voltage and current measurement, measurement of dielectric constant and loss factor, partial discharge measurements.

Module 5: Lightning and Switching Over-voltages (7 Hours)

Charge formation in clouds, Stepped leader, Dart leader, Lightning Surges. Switching over-voltages, Protection against over-voltages, Surge diverters, Surge modifiers.

Module 6: High Voltage Testing of Electrical Apparatus and High Voltage Laboratories (7 Hours)

Various standards for HV Testing of electrical apparatus, IS, IEC standards, Testing of insulators and bushings, testing of isolators and circuit breakers, testing of cables, power transformers and some high voltage equipment, High voltage laboratory layout, indoor and outdoor laboratories, testing facility requirements, safety precautions in H. V. Labs.

Text/Reference Books

- M. S. Naidu and V. Kamaraju, "High Voltage Engineering", McGraw Hill Education, 2013.
- C. L. Wadhwa, "High Voltage Engineering", New Age International Publishers, 2007.
- D. V. Razevig (Translated by Dr. M. P. Chourasia), "High Voltage Engineering Fundamentals", Khanna Publishers, 1993.
- Kuffel, W. S. Zaengl and J. Kuffel, "High Voltage Engineering Fundamentals", Newnes Publication, 2000.

-
5. R. Arora and W. Mosch "High Voltage and Electrical Insulation Engineering", John Wiley & Sons, 2011.
 6. Various IS standards for HV Laboratory Techniques and Testing

Draft

BTEE-603C-18	Line-Commutated and Active PWM Rectifiers	3L:0T:0P	3 credits
---------------------	--	-----------------	------------------

Internal Marks: 40 External Marks: 60 Total Marks: 100

Course Outcomes:

At the end of this course, students will demonstrate the ability to

- Analyse controlled rectifier circuits.
- Understand the operation of line-commutated rectifiers – 6 pulse and multi-pulse configurations.
- Understand the operation of PWM rectifiers – operation in rectification and regeneration modes and lagging, leading and unity power factor mode.

Module 1: Diode rectifiers with passive filtering (6 Hours)

Half-wave diode rectifier with RL and RC loads; 1-phase full-wave diode rectifier with L, C and LC filter; 3-phase diode rectifier with L, C and LC filter; continuous and discontinuous conduction, input current waveshape, effect of source inductance; commutation overlap.

Module 2: Thyristor rectifiers with passive filtering (6 Hours)

Half-wave thyristor rectifier with RL and RC loads; 1-phase thyristor rectifier with L and LC filter; 3-phase thyristor rectifier with L and LC filter; continuous and discontinuous conduction, input current waveshape.

Module 3: Multi-Pulse converter (6 Lectures)

Review of transformer phase shifting, generation of 6-phase ac voltage from 3-phase ac, 6-pulse converter and 12-pulse converters with inductive loads, steady state analysis, commutation overlap, notches during commutation.

Module 4: Single-phase ac-dc single-switch boost converter (6 Hours)

Review of dc-dc boost converter, power circuit of single-switch ac-dc converter, steady state analysis, unity power factor operation, closed-loop control structure.

Module 5: Ac-dc bidirectional boost converter (6 Hours)

Review of 1-phase inverter and 3-phase inverter, power circuits of 1-phase and 3-phase ac-dc boost converter, steady state analysis, operation at leading, lagging and unity power factors. Rectification and regenerating modes. Phasor diagrams, closed-loop control structure.

Module 6: Isolated single-phase ac-dc flyback converter (10 Hours)

Dc-dc flyback converter, output voltage as a function of duty ratio and transformer turns ratio. Power circuit of ac-dc flyback converter, steady state analysis, unity power factor operation, closed loop control structure.

Text / References:

- G. De, "Principles of Thyristorised Converters", Oxford & IBH Publishing Co, 1988.
- J.G. Kassakian, M. F. Schlecht and G. C. Verghese, "Principles of Power Electronics", Addison-Wesley, 1991.
- L. Umanand, "Power Electronics: Essentials and Applications", Wiley India, 2009.
- N. Mohan and T. M. Undeland, "Power Electronics: Converters, Applications and Design", John Wiley & Sons, 2007.
- R. W. Erickson and D. Maksimovic, "Fundamentals of Power Electronics", Springer Science & Business Media, 2001.

BTEE-604-18	Electronics Design Laboratory	1L:0T:4P	3 credits
Internal Marks: 30	External Marks: 20	Total Marks: 50	

Course Outcomes:

At the end of the course, students will demonstrate the ability to

- Understand the practical issues related to practical implementation of applications using electronic circuits.
- Choose appropriate components, software and hardware platforms.
- Design a Printed Circuit Board, get it made and populate/solder it with components.
- Work as a team with other students to implement an application.

Basic concepts on measurements; Noise in electronic systems; Sensors and signal conditioning circuits; Introduction to electronic instrumentation and PC based data acquisition; Electronic system design, Analog system design, Interfacing of analog and digital systems, Embedded systems, Electronic system design employing microcontrollers, CPLDs, and FPGAs, PCB design and layout; System assembly considerations. Group projects involving electronic hardware (Analog, Digital, mixed signal) leading to implementation of an application.

Text/Reference Books

1. A. S. Sedra and K. C. Smith, "Microelectronic circuits", Oxford University Press, 2007.
2. P. Horowitz and W. Hill, "The Art of Electronics", Cambridge University Press, 1997.
3. H.W.Ott, "Noise Reduction Techniques in Electronic Systems", Wiley, 1989.
4. W.C. Bosshart, "Printed Circuit Boards: Design and Technology", Tata McGraw Hill, 1983.
5. G.L. Ginsberg, "Printed Circuit Design", McGraw Hill, 1991.

BTEE-605-18	Power Systems-II Laboratory	0L:0T:2P	1 credit
Internal Marks: 30	External Marks: 20	Total Marks: 50	

Hands-on and computational experiments related to the course contents of BTEE-601-18. This should include programming of numerical methods for solution of the power flow problem and stability analysis.

Visit to load dispatch centre is suggested.

Note: A student to perform any 8-10 Experiments.

Suggested List of Experiments:

1. Short circuit calculations and calculations of circuit breaker ratings for a power system network.
2. a) Y-bus formation using Matlab/PSCAD/Power world.
b) Z-bus formulation using Matlab/PSCAD/Power world.
3. Load flow analysis by Gauss Seidal method.
4. Load flow analysis by Newto Raphson method
5. To obtain power system stability on High Voltage Alternating current (HVAC) system with the help of Flexible Alternating Current Transmission Systems (FACTS) devices using Matlab/PSCAD/Power world..
6. Optimal Capacitor placement on a system having variable reactive power and low voltage profile.
7. To obtain relay co-ordination on a power system.
8. To find synchronous reactances (Transient, sub-transient) during fault analysis.
9. To study the characteristics of a distance relay.
10. To study and design a synchronous machine for stability study using swing equation using Matlab/PSCAD/Power world.

BTEE-606-18	Measurements and Instrumentation Laboratory	2L:0T:2P	3 credits
--------------------	--	-----------------	------------------

Internal Marks: 30 External Marks: 20 Total Marks: 50

Course Outcomes:

At the end of this course, students will demonstrate the ability to:

- Design and validate DC and AC bridges.
- Analyze the dynamic response and the calibration of few instruments.
- Learn about various measurement devices, their characteristics, their operation and their limitations.
- Understand statistical data analysis.
- Understand computerized data acquisition.

Lectures/Demonstrations:

- Concepts relating to Measurements: True value, Accuracy, Precision, Resolution, Drift, Hysteresis, Dead-band, Sensitivity.
- Errors in Measurements. Basic statistical analysis applied to measurements: Mean, Standard Deviation, Six-sigma estimation, C_p , C_{pk} .
- Sensors and Transducers for physical parameters: temperature, pressure, torque, flow. Speed and Position Sensors.
- Current and Voltage Measurements. Shunts, Potential Dividers. Instrument Transformers, Hall Sensors.
- Measurements of R, L and C.
- Digital Multi-meter, True RMS meters, Clamp-on meters, Meggers.
- Digital Storage Oscilloscope.

Experiments

- Measurement of a batch of resistors and estimating statistical parameters.
- Measurement of L using a bridge technique as well as LCR meter.
- Measurement of C using a bridge technique as well as LCR meter.
- Measurement of Low Resistance using Kelvin's double bridge.
- Measurement of High resistance and Insulation resistance using Megger.
- Usage of DSO for steady state periodic waveforms produced by a function generator. Selection of trigger source and trigger level, selection of time-scale and voltage scale. Bandwidth of measurement and sampling rate.
- Download of one-cycle data of a periodic waveform from a DSO and use values to compute the RMS values using a C program.
- Usage of DSO to capture transients like a step change in R-L-C circuit.
- Current Measurement using Shunt, CT, and Hall Sensor.

BTEE-701A-18	Power System Protection	3L:0T:0P	3 credits
Internal Marks: 40	External Marks: 60	Total Marks: 100	

Course Outcomes: At the end of this course, students will demonstrate the ability to:

- Understand the different components of a protection system.
- Evaluate fault current due to different types of fault in a network.
- Understand the protection schemes for different power system components.
Understand the basic principles of digital protection.
- Understand system protection schemes, and the use of wide-area measurements.

Module 1: Introduction and Components of a Protection System (4 hours)

Principles of Power System Protection, Relays, Instrument transformers, Circuit Breakers

Module 2: Faults and Over-Current Protection (8 hours)

Review of Fault Analysis, Sequence Networks. Introduction to Overcurrent Protection and overcurrent relay co-ordination.

Module 3: Equipment Protection Schemes(8 hours)

Directional, Distance, Differential protection. Transformer and Generator protection. Bus bar Protection, Bus Bar arrangement schemes.

Module 4: Digital Protection (8 hours)

Computer-aided protection, Fourier analysis and estimation of Phasors from DFT. Sampling, aliasing issues.

Module 5: Modeling and Simulation of Protection Schemes (8 hours)

CT/PT modeling and standards, Simulation of transients using Electro-Magnetic Transients (EMT) programs, Relay Testing.

Module 6: System Protection (4 hours)

Effect of Power Swings on Distance Relaying. System Protection Schemes. Under-frequency, under-voltage and df/dt relays, Out-of-step protection, Synchro-phasors, Phasor Measurement Units and Wide-Area Measurement Systems (WAMS). Application of WAMS for improving protection systems.

Text/References

- J. L. Blackburn, "Protective Relaying: Principles and Applications", Marcel Dekker, New York, 1987.
- Y. G. Paithankar and S. R. Bhide, "Fundamentals of power system protection", Prentice Hall, India, 2010.
- A. G. Phadke and J. S. Thorp, "Computer Relaying for Power Systems", John Wiley & Sons, 1988.
- A. G. Phadke and J. S. Thorp, "Synchronized Phasor Measurements and their Applications", Springer, 2008.
- D. Reimert, "Protective Relaying for Power Generation Systems", Taylor and Francis, 2006.

BTEE-701B-18	HVdc Transmission Systems	3L:0T:0P	3 credits
Internal Marks: 40 External Marks: 60 Total Marks: 100			

Course Outcomes:

At the end of this course, students will demonstrate the ability to:

- Understand the advantages of dc transmission over ac transmission.
- Understand the operation of Line Commutated Converters and Voltage Source Converters.
- Understand the control strategies used in HVdc transmission system.
- Understand the improvement of power system stability using an HVdc system.

Module 1: dc Transmission Technology (4 hours)

Comparison of AC and dc Transmission (Economics, Technical Performance and Reliability). Application of DC Transmission. Types of HVdc Systems. Components of a HVdc system. Line Commutated Converter and Voltage Source Converter based systems.

Module 2: Analysis of Line Commutated and Voltage Source Converters (10 hours)

Line Commutated Converters (LCCs): Six pulse converter, Analysis neglecting commutation overlap, harmonics, Twelve Pulse Converters. Inverter Operation. Effect of Commutation Overlap. Expressions for average dc voltage, AC current and reactive power absorbed by the converters. Effect of Commutation Failure, Misfire and Current Extinction in LCC links.

Voltage Source Converters (VSCs): Two and Three-level VSCs. PWM schemes: Selective Harmonic Elimination, Sinusoidal Pulse Width Modulation. Analysis of a six pulse converter. Equations in the rotating frame. Real and Reactive power control using a VSC.

Module 3: Control of HVdc Converters: (10 hours)

Principles of Link Control in a LCC HVdc system. Control Hierarchy, Firing Angle Controls – Phase-Locked Loop, Current and Extinction Angle Control, Starting and Stopping of a Link. Higher level Controllers Power control, Frequency Control, Stability Controllers. Reactive Power Control. Principles of Link Control in a VSC HVdc system: Power flow and dc Voltage Control. Reactive Power Control/AC voltage regulation.

Module 3: Components of HVdc systems: (8 hours)

Smoothing Reactors, Reactive Power Sources and Filters in LCC HVdc systems DC line: Corona Effects. Insulators, Transient Over-voltages. dc line faults in LCC systems. dc line faults in VSC systems. dc breakers. Monopolar Operation. Ground Electrodes.


Module 4: Stability Enhancement using HVdc Control (4 hours)

Basic Concepts: Power System Angular, Voltage and Frequency Stability. Power Modulation: basic principles – synchronous and asynchronous links. Voltage Stability Problem in AC/dc systems.

Module 5: MTdc Links (4 hours)

Multi-Terminal and Multi-Infeed Systems. Series and Parallel MTdc systems using LCCs. MTdc systems using VSCs. Modern Trends in HVdc Technology. Introduction to Modular Multi-level Converters.

Text/References:

- 
-
1. K. R. Padiyar, "HVDC Power Transmission Systems", New Age International Publishers, 2011.
 2. J. Arrillaga, "High Voltage Direct Current Transmission", Peter Peregrinus Ltd., 1983.
 3. E. W. Kimbark, "Direct Current Transmission", Vol.1, Wiley-Interscience, 1971.

Draft

BTEE-701C-18	Electrical and Hybrid Vehicles	3L:0T:0P	3 credits
---------------------	---------------------------------------	-----------------	------------------

Internal Marks: 40 External Marks: 60 Total Marks: 100

Course Outcomes:

At the end of this course, students will demonstrate the ability to

- Understand the models to describe hybrid vehicles and their performance.
- Understand the different possible ways of energy storage.
- Understand the different strategies related to energy storage systems.

Module 1: Introduction (10 hours)

Conventional Vehicles: Basics of vehicle performance, vehicle power source characterization, transmission characteristics, mathematical models to describe vehicle performance.

Introduction to Hybrid Electric Vehicles: History of hybrid and electric vehicles, social and environmental importance of hybrid and electric vehicles, impact of modern drive-trains on energy supplies.

Hybrid Electric Drive-trains: Basic concept of hybrid traction, introduction to various hybrid drive-train topologies, power flow control in hybrid drive-train topologies, fuel efficiency analysis.

Module 3: Electric Trains (10 hours)

Electric Drive-trains: Basic concept of electric traction, introduction to various electric drive-train topologies, power flow control in electric drive-train topologies, fuel efficiency analysis. Electric Propulsion unit: Introduction to electric components used in hybrid and electric vehicles, Configuration and control of DC Motor drives, Configuration and control of Induction Motor drives, configuration and control of Permanent Magnet Motor drives, Configuration and control of Switch Reluctance Motor drives, drive system efficiency.

Module 4: Energy Storage (10 hours)

Energy Storage: Introduction to Energy Storage Requirements in Hybrid and Electric Vehicles, Battery based energy storage and its analysis, Fuel Cell based energy storage and its analysis, Super Capacitor based energy storage and its analysis, Flywheel based energy storage and its analysis, Hybridization of different energy storage devices. Sizing the drive system: Matching the electric machine and the internal combustion engine (ICE), Sizing the propulsion motor, sizing the power electronics, selecting the energy storage technology, Communications, supporting subsystems

Module 5: Energy Management Strategies (9 hours)

Energy Management Strategies: Introduction to energy management strategies used in hybrid and electric vehicles, classification of different energy management strategies, comparison of different energy management strategies, implementation issues of energy management strategies.

Case Studies: Design of a Hybrid Electric Vehicle (HEV), Design of a Battery Electric Vehicle (BEV).

Text / References:

- C. Mi, M. A. Masrur and D. W. Gao, "Hybrid Electric Vehicles: Principles and Applications with Practical Perspectives", John Wiley & Sons, 2011.

-
2. S. Onori, L. Serrao and G. Rizzoni, "Hybrid Electric Vehicles: Energy Management Strategies", Springer, 2015.
 3. M. Ehsani, Y. Gao, S. E. Gay and A. Emadi, "Modern Electric, Hybrid Electric, and Fuel Cell Vehicles: Fundamentals, Theory, and Design", CRC Press, 2004.
 4. T. Denton, "Electric and Hybrid Vehicles", Routledge, 2016.

Draft

BTEE-701D-18	Computational Electromagnetics	3L:0T:0P	3 credits
---------------------	---------------------------------------	-----------------	------------------

Internal Marks: 40 External Marks: 60 Total Marks: 100

Course Outcomes:

At the end of this course, students will demonstrate the ability to:

- Understand the basic concepts of electromagnetics.
- Understand computational techniques for computing fields.
- Apply the techniques to simple real-life problems.

Module 1: Introduction (6 hours)

Conventional design methodology, Computer aided design aspects – Advantages. Review of basic fundamentals of Electrostatics and Electromagnetics. Development of Helmholtz equation, energy transformer vectors- Poynting and Slepian, magnetic Diffusion-transients and time-harmonic.

Module 2: Analytical Methods (6 hours)

Analytical methods of solving field equations, method of separation of variables, Roth's method, integral methods- Green's function, method of images.

Module 3: Finite Difference Method (FDM) (7 hours)

Finite Difference schemes, treatment of irregular boundaries, accuracy and stability of FD solutions, Finite-Difference Time-Domain (FDTD) method- Uniqueness and convergence.

Module 4: Finite Element Method (FEM) (7 hours)

Overview of FEM, Variational and Galerkin Methods, shape functions, lower and higher order elements, vector elements, 2D and 3D finite elements, efficient finite element computations.

Module 5: Special Topics(7 hours)

{Background of experimental methods-electrolytic tank, R-C network solution, Field plotting (graphical method)}, hybrid methods, coupled circuit - field computations, electromagnetic - thermal and electromagnetic - structural coupled computations, solution of equations, method of moments, Poisson's fields.

Module 6: Applications (7 hours)

Low frequency electrical devices, static / time-harmonic / transient problems in transformers, rotating machines, actuators. CAD packages.

Text/Reference Books

- P. P. Silvester and R. L. Ferrari "Finite Element for Electrical Engineers", Cambridge University press, 1996.
- M. N. O. Sadiku, "Numerical Techniques in Electromagnetics", CRC press, 2001.

BTEE-702A-18	Control Systems Design	3L:0T:0P	3 credits
---------------------	-------------------------------	-----------------	------------------

Internal Marks: 40 External Marks: 60 Total Marks: 100

Course Outcomes:

At the end of this course, students will demonstrate the ability to:

- Understand various design specifications.
- Design controllers to satisfy the desired design specifications using simple controller structures (P, PI, PID, compensators).
- Design controllers using the state-space approach.

Module 1: Design Specifications (6 hours)

Introduction to design problem and philosophy. Introduction to time domain and frequency domain design specification and its physical relevance. Effect of gain on transient and steady state response. Effect of addition of pole on system performance. Effect of addition of zero on system response.

Module 2: Design of Classical Control System in the time domain (8 hours)

Introduction to compensator. Design of Lag, lead lag-lead compensator in time domain. Feedback and Feed forward compensator design. Feedback compensation. Realization of compensators.

Module 3: Design of Classical Control System in frequency domain (8 hours)

Compensator design in frequency domain to improve steady state and transient response. Feedback and Feed forward compensator design using bode diagram.

Module 4: Design of PID controllers (6 hours)

Design of P, PI, PD and PID controllers in time domain and frequency domain for first, second and third order systems. Control loop with auxiliary feedback – Feed forward control.

Module 5: Control System Design in state space (8 hours)

Review of state space representation. Concept of controllability & observability, effect of pole zero cancellation on the controllability & observability of the system, pole placement design through state feedback. Ackerman's Formula for feedback gain design. Design of Observer. Reduced order observer. Separation Principle.

Module 6: Nonlinearities and its effect on system performance (3 hours)

Various types of non-linearities. Effect of various non-linearities on system performance. Singular points. Phase plot analysis.

Text and Reference Books :

- N. Nise, "Control system Engineering", John Wiley, 2000.
- I. J. Nagrath and M. Gopal, "Control system engineering", Wiley, 2000.
- M. Gopal, "Digital Control Engineering", Wiley Eastern, 1988.
- K. Ogata, "Modern Control Engineering", Prentice Hall, 2010.
- B. C. Kuo, "Automatic Control system", Prentice Hall, 1995.
- J. J. D'Azzo and C. H. Houpis, "Linear control system analysis and design (conventional and modern)", McGraw Hill, 1995.
- R. T. Stefani and G. H. Hostetter, "Design of feedback Control Systems", Saunders College Pub, 1994.

BTEE-702B-18	Electromagnetic waves	3L:0T:0P	3 credits
---------------------	------------------------------	-----------------	------------------

Internal Marks: 40 External Marks: 60 Total Marks: 100

Course Outcomes:

At the end of this course, students will demonstrate the ability to

- Analyse transmission lines and estimate voltage and current at any point on transmission line for different load conditions.
- Provide solution to real life plane wave problems for various boundary conditions.
- Analyse the field equations for wave propagation in special cases such as lossy and low loss dielectric media.
- Visualize TE and TM mode patterns of field distributions in a rectangular wave-guide.
- Understand and analyse radiation by antennas.

Module 1: Transmission Lines (6 hours)

Introduction, Concept of distributed elements, Equations of voltage and current, Standing waves and impedance transformation, Lossless and low-loss transmission lines, Power transfer on a transmission line, Analysis of transmission line in terms of admittances, Transmission line calculations with the help of Smith chart, Applications of transmission line, Impedance matching using transmission lines.

Module 2: Maxwell's Equations (6 hours)

Basic quantities of Electromagnetics, Basic laws of Electromagnetics: Gauss's law, Ampere's Circuital law, Faraday's law of Electromagnetic induction. Maxwell's equations, Surface charge and surface current, Boundary conditions at media interface.

Module 3: Uniform Plane Wave (7 hours)

Homogeneous unbound medium, Wave equation for time harmonic fields, Solution of the wave equation, Uniform plane wave, Wave polarization, Wave propagation in conducting medium, Phase velocity of a wave, Power flow and Poynting vector.

Module 4: Plane Waves at Media Interface (7 hours)

Plane wave in arbitrary direction, Plane wave at dielectric interface, Reflection and refraction of waves at dielectric interface, Total internal reflection, Wave polarization at media interface, Brewster angle, Fields and power flow at media interface, Lossy media interface, Reflection from conducting boundary.

Module 5: Waveguides (7 hours)

Parallel plane waveguide: Transverse Electric (TE) mode, transverse Magnetic (TM) mode, Cut-off frequency, Phase velocity and dispersion. Transverse Electromagnetic (TEM) mode, Analysis of waveguide-general approach, Rectangular waveguides.

Module 6: Antennas (7 hours)

Radiation parameters of antenna, Potential functions, Solution for potential functions, Radiations from Hertz dipole, Near field, Far field, Total power radiated by a dipole, Radiation resistance and radiation pattern of Hertz dipole, Hertz dipole in receiving mode.

Text/Reference Books

1. R. K. Shevgaonkar, "Electromagnetic Waves", Tata McGraw Hill, 2005.
2. D. K. Cheng, "Field and Wave Electromagnetics", Addison-Wesley, 1989.
3. M. N.O. Sadiku, "Elements of Electromagnetics", Oxford University Press, 2007.
4. C. A. Balanis, "Advanced Engineering Electromagnetics", John Wiley & Sons, 2012.
5. C. A. Balanis, "Antenna Theory: Analysis and Design", John Wiley & Sons, 2005.

BTEE-702C-18	Digital Control Systems	3L:0T:0P	3 credits
---------------------	--------------------------------	-----------------	------------------

Internal Marks: 40 External Marks: 60 Total Marks: 100

Course Outcomes:

At the end of this course, students will demonstrate the ability to

- Obtain discrete representation of LTI systems.
- Analyse stability of open loop and closed loop discrete-time systems. Design and analyse digital controllers.
- Design state feedback and output feedback controllers.

Module 1: Discrete Representation of Continuous Systems (6 hours)

Basics of Digital Control Systems. Discrete representation of continuous systems. Sample and hold circuit. Mathematical Modelling of sample and hold circuit. Effects of Sampling and Quantization. Choice of sampling frequency. ZOH equivalent.

Module 2: Discrete System Analysis (6 hours)

Z-Transform and Inverse Z Transform for analyzing discrete time systems. Pulse Transfer function. Pulse transfer function of closed loop systems. Mapping from s-plane to z plane. Solution of Discrete time systems. Time response of discrete time system.

Module 3: Stability of Discrete Time System (4 hours)

Stability analysis by Jury test. Stability analysis using bilinear transformation. Design of digital control system with dead beat response. Practical issues with dead beat response design.

Module 4: State Space Approach for discrete time systems (10 hours)

State space models of discrete systems, State space analysis. Lyapunov Stability. Controllability, reach-ability, Reconstructibility and observability analysis. Effect of pole zero cancellation on the controllability & observability.

Module 5: Design of Digital Control System (8 hours)

Design of Discrete PID Controller, Design of discrete state feedback controller. Design of set point tracker. Design of Discrete Observer for LTI System. Design of Discrete compensator.

Module 6: Discrete output feedback control (8 hours)

Design of discrete output feedback control. Fast output sampling (FOS) and periodic output feedback controller design for discrete time systems.

Text Books :

1. K. Ogata, "Digital Control Engineering", Prentice Hall, Englewood Cliffs, 1995.
2. M. Gopal, "Digital Control Engineering", Wiley Eastern, 1988.
3. G. F. Franklin, J. D. Powell and M. L. Workman, "Digital Control of Dynamic Systems", Addison-Wesley, 1998.
4. B.C. Kuo, "Digital Control System", Holt, Rinehart and Winston, 1980.

Internal Marks: 40 External Marks: 60 Total Marks: 100

Course Outcomes:

At the end of this course, students will demonstrate the ability to:

- Understand the characteristics of ac transmission and the effect of shunt and series reactive compensation.
- Understand the working principles of FACTS devices and their operating characteristics.
- Understand the basic concepts of power quality.
- Understand the working principles of devices to improve power quality.

Module 1: Transmission Lines and Series/Shunt Reactive Power Compensation (4 hours)

Basics of AC Transmission. Analysis of uncompensated AC transmission lines. Passive Reactive Power Compensation. Shunt and series compensation at the mid-point of an AC line. Comparison of Series and Shunt Compensation.

Module 2: Thyristor-based Flexible AC Transmission Controllers (FACTS) (6 hours)

Description and Characteristics of Thyristor-based FACTS devices: Static VAR Compensator (SVC), Thyristor Controlled Series Capacitor (TCSC), Thyristor Controlled Braking Resistor and Single Pole Single Throw (SPST) Switch. Configurations/Modes of Operation, Harmonics and control of SVC and TCSC. Fault Current Limiter.

Module 3: Voltage Source Converter based (FACTS) controllers (8 hours)

Voltage Source Converters (VSC): Six Pulse VSC, Multi-pulse and Multi-level Converters, Pulse-Width Modulation for VSCs. Selective Harmonic Elimination, Sinusoidal PWM and Space Vector Modulation. STATCOM: Principle of Operation, Reactive Power Control: Type I and Type II controllers, Static Synchronous Series Compensator (SSSC) and Unified Power Flow Controller (UPFC): Principle of Operation and Control. Working principle of Interphase Power Flow Controller. Other Devices: GTO Controlled Series Compensator. Fault Current Limiter.

Module 4: Application of FACTS (4 hours)

Application of FACTS devices for power-flow control and stability improvement. Simulation example of power swing damping in a single-machine infinite bus system using a TCSC. Simulation example of voltage regulation of transmission mid-point voltage using a STATCOM.

Module 5: Power Quality Problems in Distribution Systems (4 hours)

Power Quality problems in distribution systems: Transient and Steady state variations in voltage and frequency. Unbalance, Sags, Swells, Interruptions, Wave-form Distortions: harmonics, noise, notching, dc-offsets, fluctuations. Flicker and its measurement. Tolerance of Equipment: CBEMA curve.

Module 6: DSTATCOM (8 hours)

Reactive Power Compensation, Harmonics and Unbalance mitigation in Distribution Systems using DSTATCOM and Shunt Active Filters. Synchronous Reference Frame Extraction of Reference Currents. Current Control Techniques in for DSTATCOM.

Module 6: Dynamic Voltage Restorer and Unified Power Quality Conditioner (6 hours)
Voltage Sag/Swell mitigation: Dynamic Voltage Restorer – Working Principle and Control Strategies. Series Active Filtering. Unified Power Quality Conditioner (UPQC): Working Principle. Capabilities and Control Strategies.

Text/References

1. N. G. Hingorani and L. Gyugyi, "Understanding FACTS: Concepts and Technology of FACTS Systems", Wiley-IEEE Press, 1999.
2. K. R. Padiyar, "FACTS Controllers in Power Transmission and Distribution", New Age International (P) Ltd. 2007.
3. T. J. E. Miller, "Reactive Power Control in Electric Systems", John Wiley and Sons, New York, 1983.
4. R. C. Dugan, "Electrical Power Systems Quality", McGraw Hill Education, 2012.
5. G. T. Heydt, "Electric Power Quality", Stars in a Circle Publications, 1991.

The object of Project Work I is to enable the student to take up investigative study in the broad field of Electronics & Communication Engineering, either fully theoretical/practical or involving both theoretical and practical work to be assigned by the Department on an individual basis or two/three students in a group, under the guidance of a Supervisor. This is expected to provide a good initiation for the student(s) in R&D work. The assignment to normally include:

1. Survey and study of published literature on the assigned topic;
2. Working out a preliminary Approach to the Problem relating to the assigned topic;
3. Conducting preliminary Analysis/Modelling/Simulation/Experiment/Design/Feasibility;
4. Preparing a Written Report on the Study conducted for presentation to the Department;
5. Final Seminar, as oral Presentation before a departmental committee.

BTEE-801A-18	Advanced Electric Drives	3L:0T:0P	3 credits
---------------------	---------------------------------	-----------------	------------------

Internal Marks: 40 External Marks: 60 Total Marks: 100

Course Outcomes:

At the end of this course, students will demonstrate the ability to

- Understand the operation of power electronic converters and their control strategies.
- Understand the vector control strategies for ac motor drives
- Understand the implementation of the control strategies using digital signal processors.

Module 1: Power Converters for AC drives (10 hours)

PWM control of inverter, selected harmonic elimination, space vector modulation, current control of VSI, three level inverter, Different topologies, SVM for 3 level inverter, Diode rectifier with boost chopper, PWM converter as line side rectifier, current fed inverters with self-commutated devices. Control of CSI, H bridge as a 4-Q drive.

Module 2: Induction motor drives (10 hours)

Different transformations and reference frame theory, modeling of induction machines, voltage fed inverter control-v/f control, vector control, direct torque and flux control(DTC).

Module 3: Synchronous motor drives (6 hours)

Modeling of synchronous machines, open loop v/f control, vector control, direct torque control, CSI fed synchronous motor drives.

Module 4: Permanent magnet motor drives (6 hours)

Introduction to various PM motors, BLDC and PMSM drive configuration, comparison, block diagrams, Speed and torque control in BLDC and PMSM.

Module 5: Switched reluctance motor drives (6 hours)

Evolution of switched reluctance motors, various topologies for SRM drives, comparison, Closed loop speed and torque control of SRM.

Module 6: DSP based motion control (6 hours)

Use of DSPs in motion control, various DSPs available, realization of some basic blocks in DSP for implementation of DSP based motion control.

Text / References:

- B. K. Bose, "Modern Power Electronics and AC Drives", Pearson Education, Asia, 2003.
- P. C. Krause, O. Wasynczuk and S. D. Sudhoff, "Analysis of Electric Machinery and Drive Systems", John Wiley & Sons, 2013.
- H. A. Taliyat and S. G. Campbell, "DSP based Electromechanical Motion Control", CRC press, 2003.
- R. Krishnan, "Permanent Magnet Synchronous and Brushless DC motor Drives", CRC Press, 2009.

BTEE-801B-18	Wind and Solar Energy Systems	3L:0T:0P	3 credits
Internal Marks: 40	External Marks: 60	Total Marks: 100	

Course Outcomes:

At the end of this course, students will demonstrate the ability to

- Understand the energy scenario and the consequent growth of the power generation from renewable energy sources.
- Understand the basic physics of wind and solar power generation.
- Understand the power electronic interfaces for wind and solar generation.
- Understand the issues related to the grid-integration of solar and wind energy systems.

Module 1: Physics of Wind Power: (5 Hours)

History of wind power, Indian and Global statistics, Wind physics, Betz limit, Tip speed ratio, stall and pitch control, Wind speed statistics-probability distributions, Wind speed and power-cumulative distribution functions.

Module 2: Wind generator topologies: (12 Hours)

Review of modern wind turbine technologies, Fixed and Variable speed wind turbines, Induction Generators, Doubly-Fed Induction Generators and their characteristics, Permanent-Magnet Synchronous Generators, Power electronics converters. Generator-Converter configurations, Converter Control.

Module 3: The Solar Resource: (3 Hours)

Introduction, solar radiation spectra, solar geometry, Earth Sun angles, observer Sun angles, solar day length, Estimation of solar energy availability.

Module 4: Solar photovoltaic: (8 Hours)

Technologies-Amorphous, monocrystalline, polycrystalline; V-I characteristics of a PV cell, PV module, array, Power Electronic Converters for Solar Systems, Maximum Power Point Tracking (MPPT) algorithms. Converter Control.

Module 5: Network Integration Issues: (8 Hours)

Overview of grid code technical requirements. Fault ride-through for wind farms - real and reactive power regulation, voltage and frequency operating limits, solar PV and wind farm behavior during grid disturbances. Power quality issues. Power system interconnection experiences in the world. Hybrid and isolated operations of solar PV and wind systems.

Module 6: Solar thermal power generation: (3 Hours)

Technologies, Parabolic trough, central receivers, parabolic dish, Fresnel, solar pond, elementary analysis.

Text / References:

1. T. Ackermann, "Wind Power in Power Systems", John Wiley and Sons Ltd., 2005.
2. G. M. Masters, "Renewable and Efficient Electric Power Systems", John Wiley and Sons, 2004.
3. S. P. Sukhatme, "Solar Energy: Principles of Thermal Collection and Storage", McGraw Hill, 1984.
4. H. Siegfried and R. Waddington, "Grid integration of wind energy conversion systems" John Wiley and Sons Ltd., 2006.
5. G. N. Tiwari and M. K. Ghosal, "Renewable Energy Applications", Narosa Publications, 2004.
6. J. A. Duffie and W. A. Beckman, "Solar Engineering of Thermal Processes", John Wiley & Sons, 1991.

BTEE-801C-18	Power System Dynamics and Control	3L:0T:0P	3 credits
---------------------	--	-----------------	------------------

Internal Marks: 40 External Marks: 60 Total Marks: 100

Course Outcomes:

At the end of this course, students will demonstrate the ability to

- Understand the problem of power system stability and its impact on the system.
- Analyse linear dynamical systems and use of numerical integration methods.
- Model different power system components for the study of stability.
- Understand the methods to improve stability.

Module 1: Introduction to Power System Operations (3 hours)

Introduction to power system stability. Power System Operations and Control. Stability problems in Power System. Impact on Power System Operations and control.

Module 2 : Analysis of Linear Dynamical System and Numerical Methods (5 hours)

Analysis of dynamical System, Concept of Equilibrium, Small and Large Disturbance Stability. Modal Analysis of Linear System. Analysis using Numerical Integration Techniques. Issues in Modeling: Slow and Fast Transients, Stiff System.

Module 3 : Modeling of Synchronous Machines and Associated Controllers (12 hours)

Modeling of synchronous machine: Physical Characteristics. Rotor position dependent model. D-Q Transformation. Model with Standard Parameters. Steady State Analysis of Synchronous Machine. Short Circuit Transient Analysis of a Synchronous Machine. Synchronization of Synchronous Machine to an Infinite Bus. Modeling of Excitation and Prime Mover Systems. Physical Characteristics and Models. Excitation System Control. Automatic Voltage Regulator. Prime Mover Control Systems. Speed Governors.

Module 4 : Modeling of other Power System Components (10 hours)

Modeling of Transmission Lines and Loads. Transmission Line Physical Characteristics. Transmission Line Modeling. Load Models - induction machine model. Frequency and Voltage Dependence of Loads. Other Subsystems – HVDC and FACTS controllers, Wind Energy Systems.

Module 5 : Stability Analysis (11 hours)

Angular stability analysis in Single Machine Infinite Bus System. Angular Stability in multi-machine systems – Intra-plant, Local and Inter-area modes. Frequency Stability: Centre of Inertia Motion. Load Sharing: Governor droop. Single Machine Load Bus System: Voltage Stability. Introduction to Torsional Oscillations and the SSR phenomenon. Stability Analysis Tools: Transient Stability Programs, Small Signal Analysis Programs.

Module 6 : Enhancing System Stability (4 hours)

Planning Measures. Stabilizing Controllers (Power System Stabilizers). Operational Measures-Preventive Control. Emergency Control.

Text/Reference Books

1. K.R. Padiyar, "Power System Dynamics, Stability and Control", B. S. Publications, 2002.
2. P. Kundur, "Power System Stability and Control", McGraw Hill, 1995.
3. P. Sauer and M. A. Pai, "Power System Dynamics and Stability", Prentice Hall, 1997.

The object of Project Work II & Dissertation is to enable the student to extend further the investigative study taken up under EC P1, either fully theoretical/practical or involving both theoretical and practical work, under the guidance of a Supervisor from the Department alone or jointly with a Supervisor drawn from R&D laboratory/Industry. This is expected to provide a good training for the student(s) in R&D work and technical leadership. The assignment to normally include:

1. In depth study of the topic assigned in the light of the Report prepared under **BTEE-703-18**.
2. Review and finalization of the Approach to the Problem relating to the assigned topic;
3. Preparing an Action Plan for conducting the investigation, including team work;
4. Detailed Analysis/Modelling/Simulation/Design/Problem Solving/Experiment as needed;
5. Final development of product/process, testing, results, conclusions and future directions;
6. Preparing a paper for Conference presentation/Publication in Journals, if possible;
7. Preparing a Dissertation in the standard format for being evaluated by the Department.
8. Final Seminar Presentation before a Departmental Committee.

It is said that in a professional life span of any engineering graduate, minimum three technological advances take place. Most of these advances are not part of the curriculum. On this background, it becomes essential to master "Learning to Learn" skill. Many options are now available for theory courses but laboratory work lacks in this. The laboratory/hands-on sessions are the backbone of engineering education. But in current situation, physical distances, costly equipment, and limited expertise often put constraints on performing experiments. The recent technological advances have addressed this problem. Now, it is possible to overcome these constraints by using web enabled experiments for remote operation so as to enthuse the curiosity and innovation of students.

Recently, MHRD has successfully completed two phases of project under NPTEL, to develop Virtual Labs through a consortium headed by IIT Delhi. During these phases, more than 180 labs were developed, comprising of more than 1700 experiments, in different domains of engineering. These experiments are field tested through various nodal centers across the country. The consortium members are, IIT Delhi, IIT Kanpur, IIT Bombay, IIT Madras, IIT Kharagpur, IIT Guwahati, IIT Roorkey, College of Engineering Pune, NITK Surathkal, Amrita University, Dayalbagh University, and IIIT Hyderabad.

The basic aim of this main project on Virtual Labs is to design and develop Virtual Labs in various areas of Science and Engineering, in order to benefit maximum number of students. The Virtual Labs are essentially comprising of a user-friendly graphical front-end, working in synchronization with a backend, consisting of a simulation-engine running on a server or actual measurement data or a remotely-triggered experiment. The Virtual Labs would cater to students at the undergraduate level, post graduate level as well as to research scholars. These Virtual Labs are centrally maintained and upgraded as and when required. It is expected that the competence level of the engineering students will enhance through the use of these labs. The Virtual Labs are expected to enthuse students about performing 'experiments' and thereby getting them interested in their respective disciplines in a meaningful way.

Physical distances and the availability of resources limit doing experiments, especially when they involve sophisticated instruments. Also, good teachers are always a scare resource. Web-based and video-based courses address the issue of teaching to some extent. Conducting joint experiments by two participating institutions and also sharing costly resources have always been a challenge. With the present-day internet and computer technologies the above limitations need not limit students and researchers in enhancing their skills. Also, in a country such as ours, costly instruments and equipment need to be shared with fellow researchers to the extent possible. Web enabled experiments can be designed for remote operation and viewing so as to enthuse the curiosity and innovation of students. This would help in learning basic and advanced concepts through remote experimentation. Today most equipment has a computer interface for control and data storage. It is possible to design good experiments around some of these equipment, which would enhance the learning of a student. Internet-based experimentation further permits use of resources – knowledge, software, and data available on the web, apart from encouraging skilful experiments being simultaneously performed at points separated in space (and possibly, time). The basic idea is to design and develop Virtual Labs in suitable areas of science and engineering in order to benefit the maximum number of students. An implicit objective is to enthuse students about performing 'experiments' and thereby getting them interested in their respective disciplines in a meaningful way. These activities would also generate an interest in the students to pursue higher studies/research. The virtual labs are designed in such a manner that maximum

number of students can use these labs simultaneously.

Following is the list of **Electrical Engineering Laboratories**:

Sr. No.	Name of the Laboratory
1	Electrical Machines Lab
2	Electrical Machines Laboratory
3	Sensors Modeling & Simulation
4	Virtual Power Laboratory
5	Industrial Electric Drives And Substation Automation Lab
6	Industrial Automation Laboratory
7	Electrical Machines
8	Electronic instrumentation
9	PLC
10	Creative Design, Prototyping & Experiential Simulation Lab
11	Ergonomics Lab for Assessing Physical Aspects of Design
12	Real Time Embedded Systems Laboratory
13	Virtual Anthropology Lab
14	Electromechanical Energy Conversion Laboratory
15	Analog Signals, Network and Measurement Laboratory

How to use the virtual laboratories:

The virtual labs are easy to use. All the laboratories developed under “Virtual Laboratory” project is running from a central location. A student can visit the portal <https://vlabs.ac.in> and register for the laboratory he/she is interested in. These laboratories will have all the required information like aim, pre-test, theory, procedure, simulator, review questions, reference links, additional material to read, post-test, and feedback. This is one stop solution, and a student can run the simulator by following the procedure. The simulators are similar to experimental set-up or a brief presentation about the working of the model. In certain cases, a student need to load some software as pre-requisite. In case of any doubt or clarification a student can write to the lab developer through the portal only. It is expected that the engineering students to carry out these experiments prior to their actual experiment in certain cases. In case of non-availability of the sophisticated instruments/systems these experiments will fulfil the requirement of understanding the technology.

It would be a far enriching experience to use virtual labs and learn at one’s own pace and time. A student can even learn the skills which are not part of the curriculum but required as professionals to take up new challenges.

CURRICULUM
of
Engineering & Technology PG Courses
M. Tech. Electrical Engineering
(Power Systems)



I.K. GUJRAL PUNJAB TECHNICAL UNIVERSITY,
KAPURTHALA

(APPROVED BY BOS ELECTRICAL ENGINEERING, APRIL 2018)

For 2018-19 & Onward Batches

[Signatures and Dates]
19/4/18
Sagandeep
19/4/18
Arun
19.4.18
Naveen
19/4/18
April 2018
19/4/18
19/4/18
19/4/18

M. Tech. Electrical Engineering (Power Systems)

Semester I

Core /Elective	Course Code	Course Name	L	T	P	Marks Distribution		Total Marks	Credits
						Internal	External		
Core1	EEPS-101/18	Power System Analysis	3	0	0	50	100	150	3
Core2	EEPS-102/18	Power System Dynamics-I	3	0	0	50	100	150	3
PE1	EEPS-103X/18	Professional Elective-I	3	0	0	50	100	150	3
PE2	EEPS-104Y/18	Professional Elective-II	3	0	0	50	100	150	3
..	MTRM-101/18	Research Methodology and IPR	2	0	0	50	50	100	2
Lab1	EEPS-105/18	Power System Steady State Analysis Lab	0	0	4	50	50	100	2
Lab2	EEPS-106Y/18	Lab Elective 2	0	0	4	50	50	100	2
Audit-I	MTAC-101X/18	Audit course I	2	0	0	50	50	100	0
Total			16	0	8	400	600	1000	18

[Signature]
19/4/18

[Signature]
19/4/18

[Signature]

[Signature]
19/4/18

[Signature]
Naem
19/4/18

[Signature]
Eagandeep

[Signature]
19.04.18

[Signature]

[Signature]

[Signature]

**Curriculum for Postgraduate Degree Course
Master of Technology Electrical Engineering (Power Systems)**

Professional Elective/Audit	Course Code	Course Name	L	T	P	Marks Distribution		Total Marks	Credits
						Internal	External		
PE1	EEPS-103A/18	Renewable Energy System	3	0	0	50	100	150	3
	EEPS-103B/18	Smart Grids	3	0	0	50	100	150	3
	EEPS-103C/18	High Power Converters	3	0	0	50	100	150	3
	EEPS-103D/18	Wind and Solar Systems	3	0	0	50	100	150	3
PE2	EEPS-104A/18	Electrical Power Distribution System	3	0	0	50	100	150	3
	EEPS-104B/18	Mathematical Methods for Power Engineering	3	0	0	50	100	150	3
	EEPS-104C/18	Pulse Width Modulation for PE Converters	3	0	0	50	100	150	3
	EEPS-104D/18	Electric and Hybrid Vehicles	3	0	0	50	100	150	3
Lab2	EEPS-106A/18	Power System Dynamics lab	0	0	4	50	50	100	2
	EEPS-106B/18	Renewable Energy Lab	0	0	4	50	50	100	2
Audit-I	MTAC-101A/18	English for Research Paper Writing	2	0	0	50	50	100	0
	MTAC-101B/18	Disaster Management	2	0	0	50	50	100	0
	MTAC-101C/18	Sanskrit for Technical Knowledge	2	0	0	50	50	100	0
	MTAC-101D/18	Value Education	2	0	0	50	50	100	0

3/8

Board of Studies (Electrical Engineering)
IKG Punjab Technical University

April 2018

19.04.18

**Curriculum for Postgraduate Degree Course
Master of Technology Electrical Engineering (Power Systems)**

Semester II

Core /Elective	Course Code	Course Name	L	T	P	Marks Distribution		Total Marks	Credits
						Internal	External		
Core3	EEPS-201/18	Digital Protection of Power System	3	0	0	50	100	150	3
Core4	EEPS-202/18	Power System Dynamics-II	3	0	0	50	100	150	3
PE3	EEPS-203X/18	Professional Elective-III	3	0	0	50	100	150	3
PE4	EEPS-204Y/18	Professional Elective-IV	3	0	0	50	100	150	3
..	MTPR-101/18	Mini Project	0	0	4	50	50	100	2
Lab3	EEPS-205X/18	Lab Elective 3	0	0	4	50	50	100	2
Lab4	EEPS-206Y/18	Lab Elective 4	0	0	4	50	50	100	2
Audit-II	MTAC-201Y/18	Audit course-II	2	0	0	50	50	100	0
Total			14	0	12	400	600	1000	18

[Signature]
19/4/18

[Signature]
19/4/18

[Signature]

[Signature]
19/4/18

[Signature]

[Signature]
19.04.18

[Signature]
19/04/18

[Signature]
[Signature]

**Curriculum for Postgraduate Degree Course
Master of Technology Electrical Engineering (Power Systems)**

Professional Elective/Audit	Course Code	Course Name	L	T	P	Marks Distribution		Total Marks	Credits
						Internal	External		
PE3	EEPS-203A/18	Restructured Power Systems	3	0	0	50	100	150	3
	EEPS-203B/18	Advanced Digital Signal Processing	3	0	0	50	100	150	3
	EEPS-203C/18	Dynamics of Electrical Machines	3	0	0	50	100	150	3
	EEPS-203D/18	Power Apparatus Design	3	0	0	50	100	150	3
PE4	EEPS-204A/18	Advanced Micro-Controller Based Systems	3	0	0	50	100	150	3
	EEPS-204B/18	SCADA Systems and Applications	3	0	0	50	100	150	3
	EEPS-204C/18	Power Quality	3	0	0	50	100	150	3
	EEPS-204D/18	AI Techniques	3	0	0	50	100	150	3
Lab3	EEPS-205A/18	Power System Protection Lab	0	0	4	50	50	100	2
	EEPS-205B/18	Power Quality Lab	0	0	4	50	50	100	2
Lab4	EEPS-206A/18	Artificial Intelligence Lab	0	0	4	50	50	100	2
	EEPS-206B/18	Power Electronics Applications to Power Systems Lab	0	0	4	50	50	100	2
	EEPS-206C/18	Smart Grids Lab	0	0	4	50	50	100	2
Audit-II	MTAC-	Constitution of	2	0	0	50	50	100	0

[Signature]
19/4/18

[Signature]
19/4/18

[Signature]
19/4/18
Naeem
19/4/18

[Signature]
Sagandeep

5/8

Board of Studies (Electrical Engineering)
IKG Punjab Technical University

April 2018

[Signature]
19-04-18

[Signature]

[Signature]
H. P. Singh

[Signature]

**Curriculum for Postgraduate Degree Course
Master of Technology Electrical Engineering (Power Systems)**

	201A/18	India							
	MTAC-201B/18	Pedagogy Studies	2	0	0	50	50	100	0
	MTAC-201C/18	Stress Management of Yoga	2	0	0	50	50	100	0
	MTAC-201D/18	Personality Development through Life Enlightenment Skills	2	0	0	50	50	100	0

[Signature]
19/4/18

Gagandeep

Naveen
19/04/18

Deepika
19.04.18

[Signature]

[Signature]

KMP SA

[Signature]
19/4/18

[Signature]
19/4/18

[Signature]

**Curriculum for Postgraduate Degree Course
Master of Technology Electrical Engineering (Power Systems)**

Semester III

Core /Elective	Course Code	Course Name	L	T	P	Marks Distribution		Total Marks	Credits
						Internal	External		
PE5	EEPS-301X/18	Professional Elective-V	3	0	0	50	100	150	3
OE	MTOE-301X/18	Open Elective	3	0	0	50	100	150	3
Major Project	EEPS-302/18	Phase-I Dissertation	0	0	20	300	200	500	10
Total			6	0	20	400	400	800	16
Professional/ Open Elective	Course Code	Course Name	L	T	P	Marks Distribution		Total Marks	Credits
						Internal	External		
PE5	EEPS-301A/18	Power System Transients	3	0	0	50	100	150	3
	EEPS-301B/18	FACTS and Custom Power Devices	3	0	0	50	100	150	3
	EEPS-301C/18	Industrial Load Modeling and Control	3	0	0	50	100	150	3
	EEPS-301D/18	Dynamics of Linear Systems	3	0	0	50	100	150	3
OE	MTOE-301A/18	Business analytics	3	0	0	50	100	150	3
	MTOE-301B/18	Industrial Safety	3	0	0	50	100	150	3
	MTOE-301C/18	Operations Research	3	0	0	50	100	150	3
	MTOE-301D/18	Cost Management of Engineering Projects	3	0	0	50	100	150	3
	MTOE-301E/18	Composite Materials	3	0	0	50	100	150	3
	MTOE-301F/18	Waste to Energy	3	0	0	50	100	150	3

[Signature]
19/4/18

[Signature]
19/4/18

[Signature]
19/4/18

[Signature]

7/8

Board of Studies (Electrical Engineering)
IKG Punjab Technical University

[Signature]
19/4/18 April 2018

[Signature]
19.04.18

[Signature]

[Signature]










[Signature]

**Curriculum for Postgraduate Degree Course
Master of Technology Electrical Engineering (Power Systems)**


Semester IV

Core /Elective	Course Code	Course Name	L	T	P	Marks Distribution		Total Marks	Credits
						Internal	External		
Major Project	EEPS-401/18	Phase-II Dissertation	0	0	32	500	300	800	16
Total			-	-	32	500	300	800	16

Grand Total Credits: 68

Sr. No.	Name of BOS Member	Signature of BOS Member
1	Dr. Yadwinder Singh Brar Chairman-BOS	
2	Dr. Raja Singh Khela	
3	Dr. Sudhir Sharma	
4	Dr. C.C. Reddy	
5	Dr. Kanwardeep Singh	
6	Dr. Gagandeep kaur	
7	Dr. Deepika Bhalla	
8	Dr. Naveen Kumar Sharma	
9	Dr. Akhil Gupta	

10. Er. Navdeepak Sandhu —


19/04/18

CURRICULUM

of

Engineering & Technology PG Courses

M. Tech. Electrical Engineering



I.K. GUJRAL PUNJAB TECHNICAL UNIVERSITY,
KAPURTHALA

(APPROVED BY BOS ELECTRICAL ENGINEERING, APRIL 2018)

For 2018-19 & Onward Batches

[Signature]
19/4/18

[Signature]
19/4/18

[Signature]
19/4/18
Naveen
19/4/18

[Signature]
19/4/18
[Signature]
19-04-18
[Signature]
15.4.18

1/8 Board of Studies (Electrical Engineering)
IKG Punjab Technical University

April 2018

[Signature]
19/4/18

[Signature]
19/4/18

[Signature]

**Curriculum for Postgraduate Degree Course
Master of Technology Electrical Engineering**

M. Tech. Electrical Engineering

Semester I

Core /Elective	Course Code	Course Name	L	T	P	Marks Distribution		Total Marks	Credits
						Internal	External		
Core1	MTEE-101/18	Power System Analysis	3	0	0	50	100	150	3
Core2	MTEE-102/18	Power System Dynamics-I	3	0	0	50	100	150	3
PE1	MTEE-103X/18	Professional Elective-I	3	0	0	50	100	150	3
PE2	MTEE-104Y/18	Professional Elective-II	3	0	0	50	100	150	3
..	MTRM-101/18	Research Methodology and IPR	2	0	0	50	50	100	2
Lab1	MTEE-105/18	Power System Steady State Analysis Lab	0	0	4	50	50	100	2
Lab2	MTEE-106/18	Power System Dynamics lab	0	0	4	50	50	100	2
Audit-I	MTAC-101X/18	Audit course-I	2	0	0	50	50	100	0
Total			16	0	8	400	600	1000	18

[Signature]
19/4/18

[Signature]
19/4/18

[Signature]

[Signature]
19/4/18

[Signature]

[Signature]
Gagandeep

[Signature]
19.4.18

[Signature]

[Signature]
19.4.18

**Curriculum for Postgraduate Degree Course
Master of Technology Electrical Engineering**

Professional Elective/Audit	Course Code	Course Name	L	T	P	Marks Distribution		Total Marks	Credits
						Internal	External		
PE1	MTEE-103A/18	Advanced Power Electronics Circuits	3	0	0	50	100	150	3
	MTEE-103B/18	Digital Control	3	0	0	50	100	150	3
	MTEE-103C/18	Renewable Energy Systems	3	0	0	50	100	150	3
	MTEE-103D/18	Engineering Optimization	3	0	0	50	100	150	3
PE2	MTEE-104A/18	PWM Converter and Applications	3	0	0	50	100	150	3
	MTEE-104B/18	Electric Power Distribution System	3	0	0	50	100	150	3
	MTEE-104C/18	SCADA System & its Applications	3	0	0	50	100	150	3
	MTEE-104D/18	Optimal & Adaptive Control	3	0	0	50	100	150	3
Audit-I	MTAC-101A/18	English for Research Paper Writing	2	0	0	50	50	100	0
	MTAC-101B/18	Disaster Management	2	0	0	50	50	100	0
	MTAC-101C/18	Sanskrit for Technical Knowledge	2	0	0	50	50	100	0
	MTAC-101D/18	Value Education	2	0	0	50	50	100	0

[Signature]
19/4/18

[Signature]
19/4/18

[Signature]

[Signature]
19/4/18

[Signature]
19/4/18

[Signature] 19.04.18 *[Signature]* Jagandeep

[Signature] K. P. Singh 18.4.18

[Signature]

**Curriculum for Postgraduate Degree Course
Master of Technology Electrical Engineering**

Semester II

Core /Elective	Course Code	Course Name	L	T	P	Marks Distribution		Total Marks	Credits
						Internal	External		
Core3	MTEE-201/18	Power System Dynamics-II	3	0	0	50	100	150	3
Core4	MTEE-202/18	Protection of Power System	3	0	0	50	100	150	3
PE3	MTEE-203X/18	Professional Elective-III	3	0	0	50	100	150	3
PE4	MTEE-204Y/18	Professional Elective-IV	3	0	0	50	100	150	3
..	MTPR-101/18	Mini Project with Seminar	0	0	4	50	50	100	2
Lab3	MTEE-205/18	Power System Protection Lab	0	0	4	50	50	100	2
Lab4	MTEE-206X/18	Lab Elective 4	0	0	4	50	50	100	2
Audit-II	MTAC-201Z/18	Audit Course-II	2	0	0	50	50	100	0
Total			14	0	12	400	600	1000	18

Egandeep

Curran

19.04.18

19/4/18

19/4/18

19/4/18

19/4/18

19.4.18

**Curriculum for Postgraduate Degree Course
Master of Technology Electrical Engineering**

Professional Elective/Audit	Course Code	Course Name	L	T	P	Marks Distribution		Total Marks	Credits
						Internal	External		
PE3	MTEE-203A/18	Advance Control System	3	0	0	50	100	150	3
	MTEE-203B/18	Advanced Digital Signal Processing	3	0	0	50	100	150	3
	MTEE-203C/18	Dynamics of Electrical Machines	3	0	0	50	100	150	3
	MTEE-203D/18	Smart Grids	3	0	0	50	100	150	3
PE4	MTEE-204A/18	Distributed Generation	3	0	0	50	100	150	3
	MTEE-204B/18	Robust Control	3	0	0	50	100	150	3
	MTEE-204C/18	AI Techniques	3	0	0	50	100	150	3
	MTEE-204D/18	Industrial Load Modeling & Control	3	0	0	50	100	150	3
Lab4	MTEE-206A/18	Power Electronics Applications to Power Systems	0	0	4	50	50	100	2
	MTEE-206B/18	Smart Grids Lab	0	0	4	50	50	100	2
	MTEE-206C/18	Artificial Intelligence Lab	0	0	4	50	50	100	2
Audit-II	MTAC-201A/18	Constitution of India	2	0	0	50	50	100	0
	MTAC-201B/18	Pedagogy Studies	2	0	0	50	50	100	0
	MTAC-201C/18	Stress Management by Yoga	2	0	0	50	50	100	0
	MTAC-201D/18	Personality Development through Life Enlightenment Skills	2	0	0	50	50	100	0

Curriculum for Postgraduate Degree Course
Master of Technology Electrical Engineering

Semester III

Core /Elective	Course Code	Course Name	L	T	P	Marks Distribution		Total Marks	Credits
						Internal	External		
PE5	MTEE-301X/18	Professional Elective-V	3	0	0	50	100	150	3
OE	MTOE-301X/18	Open elective	3	0	0	50	100	150	3
Major Project	MTEE-302/18	Phase-I Dissertation	0	0	20	300	200	500	10
Total			6	0	20	400	400	800	16

19/4/18

19/4/18

19/4/18

19/4/18

19/4/18

19/4/18

19/4/18

19.04.18

19/4/18

19.4.18

**Curriculum for Postgraduate Degree Course
Master of Technology Electrical Engineering**

Professional/ Open Elective	Course Code	Course Name	L	T	P	Marks Distribution		Total Marks	Credits
						Internal	External		
PE5	MTEE-301A/18	FACTS and Custom Power Devices	3	0	0	50	100	150	3
	MTEE-301B/18	Modeling and Control of Distributed Parameter System	3	0	0	50	100	150	3
	MTEE-301C/18	Dynamics of Linear Systems	3	0	0	50	100	150	3
	MTEE-301D/18	Industrial Load Modeling and Control	3	0	0	50	100	150	3
OE	MTOE-301A/18	Business analytics	3	0	0	50	100	150	3
	MTOE-301B/18	Industrial Safety	3	0	0	50	100	150	3
	MTOE-301C/18	Operations Research	3	0	0	50	100	150	3
	MTOE-301D/18	Cost Management of Engineering Projects	3	0	0	50	100	150	3
	MTOE-301E/18	Composite Materials	3	0	0	50	100	150	3
	MTOE-301F/18	Waste to Energy	3	0	0	50	100	150	3

Gagandeep
13.04.18

19/4/18
Naveen
19/4/18

15.4.18

7/8 Board of Studies (Electrical Engineering)
IKG Punjab Technical University










April 2018

**Curriculum for Postgraduate Degree Course
Master of Technology Electrical Engineering**

Semester IV


Core /Elective	Course Code	Course Name	L	T	P	Marks Distribution		Total Marks	Credits
						Internal	External		
Major Project	MTEE-401/18	Phase-II Dissertation	0	0	32	500	300	800	16
Total			-	-	32	500	300	800	16

Grand Total Credits: 68

Sr. No.	Name of BOS Member	Signature of BOS Member
1	Dr. Yadwinder Singh Brar Chairman-BOS	 19/4/18
2	Dr. Raja Singh Khela	 19/4/18
3	Dr. Sudhir Sharma	 19/4/18
4	Dr. C.C. Reddy	 19/4/18
5	Dr. Kanwardeep Singh	 19/4/18
6	Dr. Gagandeep kaur	 19/4/18
7	Dr. Deepika Bhalla	 19/4/18
8	Dr. Naveen Kumar Sharma	 19/4/18
9	Dr. Akhil Gupta	 19.04.18

10

Er. Navdeepak Sandhu


19/4/18

CURRICULUM

of

Engineering & Technology PG Courses

M. Tech Power Engineering



**I.K. GUJRAL PUNJAB TECHNICAL UNIVERSITY,
KAPURTHALA**

(APPROVED BY BOS ELECTRICAL ENGINEERING, APRIL 2018)

For 2018-19 & Onward Batches

7
5/14/18

19/4/18

Nallen
19/04/18

Gagandeep
19/4/18

12 19.04.18

15.4.18
April 2018

1/8

Board of Studies (Electrical Engineering)
IKG Punjab Technical University

April 2018

W

19/6/12

[Signature]
19/4/18



**Curriculum for Postgraduate Degree Course
Master of Technology Power Engineering**

M. Tech Power Engineering

Semester I

Core /Elective	Course Code	Course Name	L	T	P	Marks Distribution		Total Marks	Credits
						Internal	External		
Core1	MTPE-101/18	Power System Analysis	3	0	0	50	100	150	3
Core2	MTPE-102/18	Renewable Energy Systems	3	0	0	50	100	150	3
PE1	MTPE-103X/18	Professional Elective-I	3	0	0	50	100	150	3
PE2	MTPE-104Y/18	Professional Elective-II	3	0	0	50	100	150	3
..	MTRM-101/18	Research Methodology and IPR	2	0	0	50	50	100	2
Lab1	MTPE-105/18	Power Systems Lab	0	0	4	50	50	100	2
Lab2	MTPE-106/18	Renewable Energy lab	0	0	4	50	50	100	2
Audit-I	MTAC-101X/18	Audit course-I	2	0	0	50	50	100	0
Total			16	0	8	400	600	1000	18

Agarwal

Narain
19/4/18

Chugh
19.04.18

[Signature]
19/4/18

[Signature]
19/4/18

[Signature]
19/4/18

[Signature]
18.4.18

[Signature]

[Signature]

[Signature]

**Curriculum for Postgraduate Degree Course
Master of Technology Power Engineering**

Professional Elective/Audit	Course Code	Course Name	L	T	P	Marks Distribution		Total Marks	Credits
						Internal	External		
PE1	MTPE-103A/18	Engineering Optimization	3	0	0	50	100	150	3
	MTPE-103B/18	High Voltage Engineering	3	0	0	50	100	150	3
	MTPE-103C/18	Static VAR Controllers and Harmonic Filtering	3	0	0	50	100	150	3
	MTPE-103D/18	High Power Converters	3	0	0	50	100	150	3
PE2	MTPE-104A/18	Electrical Power Distribution System	3	0	0	50	100	150	3
	MTPE-104B/18	Power System Dynamics	3	0	0	50	100	150	3
	MTPE-104C/18	High Voltage Engineering	3	0	0	50	100	150	3
	MTPE-104D/18	Industrial Load Modeling and Control	3	0	0	50	100	150	3
Audit-I	MTAC-101A/18	English for Research Paper Writing	2	0	0	50	50	100	0
	MTAC-101B/18	Disaster Management	2	0	0	50	50	100	0
	MTAC-101C/18	Sanskrit for Technical Knowledge	2	0	0	50	50	100	0
	MTAC-101D/18	Value Education	2	0	0	50	50	100	0

[Signature]
19/4/18

[Signature]
19/4/18

[Signature]
19.04.18
Naun
19/4/18

[Signature]

[Signature]
April 2018
19.4.18

3/8 Board of Studies (Electrical Engineering)
IKG Punjab Technical University

[Signature]

[Signature]
19/4/18

[Signature]

[Signature]

**Curriculum for Postgraduate Degree Course
Master of Technology Power Engineering**

Semester II

Core /Elective	Course Code	Course Name	L	T	P	Marks Distribution		Total Marks	Credits
						Internal	External		
Core3	MTPE-201/18	Non-Conventional Electrical Energy Systems	3	0	0	50	100	150	3
Core4	MTPE-202/18	Mathematical Methods for Power Engineering	3	0	0	50	100	150	3
PE3	MTPE-203X/18	Professional Elective-III	3	0	0	50	100	150	3
PE4	MTPE-204Y/18	Professional Elective-IV	3	0	0	50	100	150	3
..	MTPR-101/18	Mini Project with Seminar	0	0	4	50	50	100	2
Lab3	MTPE-205/18	Renewable Energy Lab	0	0	4	50	50	100	2
Lab4	MTPE-206X/18	Lab Elective 4	0	0	4	50	50	100	2
Audit-II	MTAC-201Z/18	Audit Course-II	2	0	0	50	50	100	0
Total			14	0	12	400	600	1000	18

Sagandeef

*Nalen
19/4/18*

*Cyran
19.04.18*

19/4/18

19/4/18

19/4/18

15.4.18

19/4/18

19/4/18

19/4/18

**Curriculum for Postgraduate Degree Course
Master of Technology Power Engineering**

Professional Elective/Audit	Course Code	Course Name	L	T	P	Marks Distribution		Total Marks	Credits
						Internal	External		
PE3	MTPE-203A/18	Power Quality	3	0	0	50	100	150	3
	MTPE-203B/18	AI Techniques	3	0	0	50	100	150	3
	MTPE-203C/18	Advanced Digital Signal Processing	3	0	0	50	100	150	3
	MTPE-203D/18	Energy Conversion Processes	3	0	0	50	100	150	3
PE4	MTPE-204A/18	Restructured Power Systems	3	0	0	50	100	150	3
	MTPE-204B/18	Dynamics Apparatus Design	3	0	0	50	100	150	3
	MTPE-204C/18	Smart Grids	3	0	0	50	100	150	3
	MTPE-204D/18	Advanced Micro controller Based Systems	3	0	0	50	100	150	3
Lab4	MTPE-206A/18	Power Electronics Applications to Power Systems	0	0	4	50	50	100	2
	MTPE-206B/18	Smart Grids Lab	0	0	4	50	50	100	2
	MTPE-206C/18	Artificial Intelligence Lab	0	0	4	50	50	100	2
Audit-II	MTAC-201A/18	Constitution of India	2	0	0	50	50	100	0
	MTAC-201B/18	Pedagogy Studies	2	0	0	50	50	100	0
	MTAC-201C/18	Stress Management of Yoga	2	0	0	50	50	100	0
	MTAC-201D/18	Personality Development through Life Enlightenment Skills	2	0	0	50	50	100	0

5/8

Board of Studies (Electrical Engineering)
IKG Punjab Technical University

April 2018

Curriculum for Postgraduate Degree Course
Master of Technology Power Engineering

Semester III

Core /Elective	Course Code	Course Name	L	T	P	Marks Distribution		Total Marks	Credits
						Internal	External		
PE5	MTPE-301X/18	Professional Elective-V	3	0	0	50	100	150	3
OE	MTOE-301X/18	Open elective	3	0	0	50	100	150	3
Major Project	MTPE-302/18	Phase-I Dissertation	0	0	20	300	200	500	10
Total			6	0	20	400	400	800	16

Gagandeep

Naam
19/04/18

Appl
19.04.18

19/04/18

19/04/18

19.4.18

19/4/18

**Curriculum for Postgraduate Degree Course
Master of Technology Power Engineering**

Professional/Open Elective	Course Code	Course Name	L	T	P	Marks Distribution		Total Marks	Credits
						Internal	External		
PE5	MTPE-301A/18	HVDC	3	0	0	50	100	150	3
	MTPE-301B/18	FACTS and Custom Power Devices	3	0	0	50	100	150	3
	MTPE-301C/18	SCADA Systems and Applications	3	0	0	50	100	150	3
	MTPE-301D/18	Reliability Analysis & Protection	3	0	0	50	100	150	3
OE	MTOE-301A/18	Business analytics	3	0	0	50	100	150	3
	MTOE-301B/18	Industrial Safety	3	0	0	50	100	150	3
	MTOE-301C/18	Operations Research	3	0	0	50	100	150	3
	MTOE-301D/18	Cost Management of Engineering Projects	3	0	0	50	100	150	3
	MTOE-301E/18	Composite Materials	3	0	0	50	100	150	3
	MTOE-301F/18	Waste to Energy	3	0	0	50	100	150	3

[Signature]
19/4/18

[Signature]
19.4.18

[Signature]
19/4/18

[Signature]

[Signature]

[Signature]
19/4/18

[Signature]
19/4/18

[Signature]

[Signature]





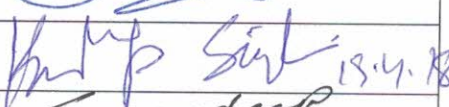




[Signature]
19.04.18

**Curriculum for Postgraduate Degree Course
Master of Technology Power Engineering**


Semester IV

Core /Elective	Course Code	Course Name	L	T	P	Marks Distribution		Total Marks	Credits
						Internal	External		
Major Project	MTPE-401/18	Phase-II Dissertation	0	0	32	500	300	800	16
Total			-	-	32	500	300	800	16

Grand Total Credits: 68

Sr. No.	Name of BOS Member	Signature of BOS Member
1	Dr. Yadwinder Singh Brar Chairman-BOS	
2	Dr. Raja Singh Khela	
3	Dr. Sudhir Sharma	
4	Dr. C.C. Reddy	
5	Dr. Kanwardeep Singh	
6	Dr. Gagandeep kaur	
7	Dr. Deepika Bhalla	
8	Dr. Naveen Kumar Sharma	
9	Dr. Akhil Gupta	

10 Er. Navdeepak Sandhu —

 19/4/18.

CURRICULUM
of
Engineering & Technology PG Courses
M. Tech. Power System



**I.K. GUJRAL PUNJAB TECHNICAL UNIVERSITY,
KAPURTHALA**

(APPROVED BY BOS ELECTRICAL ENGINEERING, APRIL 2018)

For 2018-19 & Onward Batches

Egandeep
Agarwal
Naveen
Kamdeep Singh

Sharma
19/4/18
Sharma
19/4/18

B
19/4/18
Sharma
19/4/18
W
19/4/18

E

**Curriculum for Postgraduate Degree Course
Master of Technology Power System**

M. Tech. Power System

Semester I

Core /Elective	Course Code	Course Name	L	T	P	Marks Distribution		Total Marks	Credits
						Internal	External		
Core1	MTPS-101/18	Power System Analysis	3	0	0	50	100	150	3
Core2	MTPS-102/18	Power System Dynamics-I	3	0	0	50	100	150	3
PE1	MTPS-103X/18	Professional Elective-I	3	0	0	50	100	150	3
PE2	MTPS-104Y/18	Professional Elective-II	3	0	0	50	100	150	3
..	MTRM-101/18	Research Methodology and IPR	2	0	0	50	50	100	2
Lab1	MTPS-105/18	Power System Steady State Analysis Lab	0	0	4	50	50	100	2
Lab2	MTPS-106/18	Power System Dynamics lab	0	0	4	50	50	100	2
Audit-I	MTAC-101X/18	Audit course-I	2	0	0	50	50	100	0
Total			16	0	8	400	600	1000	18

2/8

Board of Studies (Electrical Engineering)
IKG Punjab Technical University

April 2018




















**Curriculum for Postgraduate Degree Course
Master of Technology Power System**

Professional Elective/Audit	Course Code	Course Name	L	T	P	Marks Distribution		Total Marks	Credits
						Internal	External		
PE1	MTPS-103A/18	Smart Grids	3	0	0	50	100	150	3
	MTPS-103B/18	Dynamics of Electrical Machines	3	0	0	50	100	150	3
	MTPS-103C/18	Robotics and Automation	3	0	0	50	100	150	3
	MTPS-103D/18	Wind and Solar Systems	3	0	0	50	100	150	3
PE2	MTPS-104A/18	Electric and Hybrid Vehicles	3	0	0	50	100	150	3
	MTPS-104B/18	Design Aspects in Control	3	0	0	50	100	150	3
	MTPS-104C/18	PWM Converters and Applications	3	0	0	50	100	150	3
	MTPS-104D/18	FACTS and Custom Power Devices	3	0	0	50	100	150	3
Audit-I	MTAC-101A/18	English for Research Paper Writing	2	0	0	50	50	100	0
	MTAC-101B/18	Disaster Management	2	0	0	50	50	100	0
	MTAC-101C/18	Sanskrit for Technical Knowledge	2	0	0	50	50	100	0
	MTAC-101D/18	Value Education	2	0	0	50	50	100	0

 19/4/18
 19/4/18




 19/4/18



**Curriculum for Postgraduate Degree Course
Master of Technology Power System**

Semester II

Core /Elective	Course Code	Course Name	L	T	P	Marks Distribution		Total Marks	Credits
						Internal	External		
Core3	MTPS-201/18	Power System Dynamics-II	3	0	0	50	100	150	3
Core4	MTPS-202/18	Protection of Power System	3	0	0	50	100	150	3
PE3	MTPS-203X/18	Professional Elective-III	3	0	0	50	100	150	3
PE4	MTPS-204Y/18	Professional Elective-IV	3	0	0	50	100	150	3
..	MTPR-101/18	Mini Project with Seminar	0	0	4	50	50	100	2
Lab3	MTPS-205X/18	Lab Elective 3	0	0	4	50	50	100	2
Lab4	MTPS -206X/18	Lab Elective 4	0	0	4	50	50	100	2
Audit-II	MTAC-201Z/18	Audit Course-II	2	0	0	50	50	100	0
Total			14	0	12	400	600	1000	18

[Handwritten signatures and dates]
19/4/18
Sagandeep
Arya
Naveen
M. P. S.

[Handwritten signatures and dates]
19/4/18
M. P. S.

**Curriculum for Postgraduate Degree Course
Master of Technology Power System**

Professional Elective/Audit	Course Code	Course Name	L	T	P	Marks Distribution		Total Marks	Credits
						Internal	External		
PE3	MTPS-203A/18	Restructured Power Systems	3	0	0	50	100	150	3
	MTPS-203B/18	Advanced Digital Signal Processing	3	0	0	50	100	150	3
	MTPS-203C/18	Adaptive Learning & Control	3	0	0	50	100	150	3
	MTPS-203D/18	Power Apparatus Design	3	0	0	50	100	150	3
PE4	MTPS-204A/18	Power Quality	3	0	0	50	100	150	3
	MTPS-204B/18	Distributed Generation	3	0	0	50	100	150	3
	MTPS-204C/18	Networked and Multi-agent Control Systems	3	0	0	50	100	150	3
	MTPS-204D/18	AI Techniques	3	0	0	50	100	150	3
Lab3	MTPS-205A/18	Power System Protection Lab	0	0	4	50	50	100	2
	MTPS-205B/18	Power Quality Lab	0	0	4	50	50	100	2
Lab4	MTPS-206A/18	Power Electronics Applications to Power Systems	0	0	4	50	50	100	2
	MTPS-206B/18	Smart Grids Lab	0	0	4	50	50	100	2
	MTPS-206C/18	Artificial Intelligence Lab	0	0	4	50	50	100	2
Audit-II	MTAC-201A/18	Constitution of India	2	0	0	50	50	100	0
	MTAC-201B/18	Pedagogy Studies	2	0	0	50	50	100	0
	MTAC-201C/18	Stress Management of Yoga	2	0	0	50	50	100	0
	MTAC-	Personality	2	0	0	50	50	100	0

5/8

Board of Studies (Electrical Engineering)
IKG Punjab Technical University

April 2018

19/4/18

Sagandeep

Naveen

19/4/18

Curriculum for Postgraduate Degree Course
Master of Technology Power System

	201D/18	Development through Life Enlightenment Skills							
--	---------	--	--	--	--	--	--	--	--

19/4/18 Sagandeep
Agnish
Naveen
Krupa Sub
Shruti
19/4/18 19/4/18
W

**Curriculum for Postgraduate Degree Course
Master of Technology Power System**

Semester III

Core /Elective	Course Code	Course Name	L	T	P	Marks Distribution		Total Marks	Credits
						Internal	External		
PE5	MTPS-301X/18	Professional Elective-V	3	0	0	50	100	150	3
OE	MTOE-301X/18	Open elective	3	0	0	50	100	150	3
Major Project	MTPS-302/18	Phase-I Dissertation	0	0	20	300	200	500	10
Total			6	0	20	400	400	800	16

Professional/ Open Elective	Course Code	Course Name	L	T	P	Marks Distribution		Total Marks	Credits
						Internal	External		
PE5	MTPS-301A/18	Computational Methods	3	0	0	50	100	150	3
	MTPS-301B/18	HVDC	3	0	0	50	100	150	3
	MTPS-301C/18	Power System Transients	3	0	0	50	100	150	3
	MTPS-301D/18	Dynamics of Linear Systems	3	0	0	50	100	150	3
OE	MTOE-301A/18	Business analytics	3	0	0	50	100	150	3
	MTOE-301B/18	Industrial Safety	3	0	0	50	100	150	3
	MTOE-301C/18	Operations Research	3	0	0	50	100	150	3
	MTOE-301D/18	Cost Management of Engineering Projects	3	0	0	50	100	150	3
	MTOE-301E/18	Composite Materials	3	0	0	50	100	150	3
	MTOE-301F/18	Waste to Energy	3	0	0	50	100	150	3

7/8

Board of Studies (Electrical Engineering)
IKG Punjab Technical University

April 2018


 19/4/18







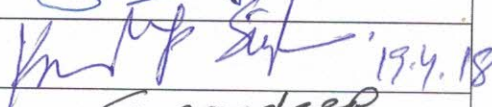


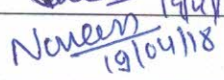


 19/4/18

**Curriculum for Postgraduate Degree Course
Master of Technology Power System**

Semester IV

Core /Elective	Course Code	Course Name	L	T	P	Marks Distribution		Total Marks	Credits
						Internal	External		
Major Project	MTPS-401/18	Phase-II Dissertation	0	0	32	500	300	800	16
Total			-	-	32	500	300	800	16

Grand Total Credits: 68

Sr. No.	Name of BOS Member	Signature of BOS Member
1	Dr. Yadwinder Singh Brar Chairman-BOS	
2	Dr. Raja Singh Khela	
3	Dr. Sudhir Sharma	
4	Dr. C.C. Reddy	
5	Dr. Kanwardeep Singh	
6	Dr. Gagandeep kaur	
7	Dr. Deepika Bhalla	
8	Dr. Naveen Kumar Sharma	
9	Dr. Akhil Gupta	

10. Dr. Navdeepak Sandhu —

 19/04/18