


#### 4.1.4 Average percentage of expenditure excluding salary for infrastructure augmentation during the year (INR in Lakhs)


Sl. No.	Supporting Documents	Page Number
1.	Average percentage of expenditure excluding salary for infrastructure augmentation during the year duly signed by Finance Officer	1-2
2.	Budget Allocated for infrastructure Augmentation	3
3.	Schedule of Fixed Asset	4-10
4.	Audited Income and Expenditure Statements and audited Financial Statements	11-19



4.1.4 Total expenditure excluding salary for infrastructure augmentation during the year(INR in Lakhs)

4.4.1 Total expenditure incurred on maintenance of physical facilities and academic support facilities excluding salary component during the year

Year	Budget allocated for infrastructure augmentation	Expenditure for infrastructure augmentation	Total expenditure excluding Salary	Expenditure on maintenance of academic facilities (excluding salary for human resources)	Expenditure on maintenance of physical facilities (excluding salary for human resources)
2023-24	3990.70	1817.17	8743.26	1688.53	155.68

af  
2  
  
Finance Officer  
I.K. Gu... Punjab Technical University  
Jalandhar

**Working 4.1.1**

Total expenditure incurred on maintenance of physical facilities and academic support facilities excluding salary component during the year

Year	Expenditure incurred on maintenance of physical facilities and academic support facilities excluding salary component during the year (INR in Lakhs)			Expenditure on maintenance of academic facilities (excluding salary for human resources)	Total physical maintenance & academic maintenance
	Repair & Maintenance (A)	Horticulture (B)	Total C = (A+B)	Academic Expenditure (D)	E= C+D
2023-24	150.88	4.80	155.68	1688.53	1844.21

**Working 4.1.4**

**Expenditure for infrastructure augmentation**

Year	Total Additions (capital Expenditures) (A)	Books (B)	Vehicles (C)	Remaining (Infrastructure) D=A-B-C	Revenue Expenditure Excluding salary(in lacs)(E)	Total Expenditures (Rev+Capital) excl. salary (A+E)
2022-23	1826.56	1.04	8.35	1817.17	6916.70	8743.26

  
  
Finance Officer  
I.K. Guiral Punjab Technical University  
Jalandhar



1

I.K.GUJRAL PUNJAB TECHNICAL UNIVERSITY, JALANDHAR					
Revised Budget Estimates 2023-24 & Budget Estimates 2024-25					
(Amount in Lakh)					
Sr. No.	Department	Budget Estimate 2023-24	Revised Budget Estimate 2023-24	Budget Estimate 2024-25	Annexure
<b>1</b>	<b>REVENUE EXPENDITURE</b>				
	<b>(a) Salary and Wages</b>				
	<b>(1) Salary &amp; Wages (Administration)</b>				
	a Non- Teaching	3,200.00	3,200.00	3,487.00	
	b Wages (Manpower staff, Security, Housekeeping etc.)	850.00	900.00	935.00	
	<b>(2) Salary &amp; Wages (Teaching Deptt.)</b>				
	a Teaching	900.00	900.00	1,082.00	
	b Non- Teaching	360.00	360.00	408.00	
	c Wages (Manpower staff, Security, Housekeeping etc.)	600.00	600.00	660.00	
	d Honorarium to Guest Faculty	220.00	180.00	300.00	Annexure-1
	<b>(3) Salary &amp; Wages (Const. Campuses)</b>				
	a Teaching	360.00	360.00	423.00	
	b Non- Teaching	450.00	450.00	489.00	
	c Wages (Manpower staff, Security, Housekeeping etc.)	350.00	350.00	385.00	
	d Honorarium to Guest Faculty	160.00	120.00	210.00	
	<b>(4) Pay revision on a/c of Promotion and new recruitment etc.</b>	220.00	220.00	294.00	
	<b>(5) 6th Pay Commission of Pb. Govt.</b>	1,200.00	1,200.00	1,911.00	
	<b>Total (a)</b>	<b>8,870.00</b>	<b>8,840.00</b>	<b>10,584.00</b>	
	<b>(b) Administrative Departments</b>				
	i Vice Chancellor's Office	13.00	5.00	8.20	
	ii Registrar Office	772.50	390.50	720.57	
	iii Finance & Accounts	65.00	20.00	210.31	
	iv Examination	1,500.00	1,600.00	1,650.00	
	v Academics	756.00	110.50	296.76	
	vi Research & Development	200.00	65.00	219.80	
	vii Planning & External Programmes	15.00	1.00	2.00	
	viii Student Welfare	235.00	105.00	193.00	
	ix College development (Including GST Liabilities)	800.00	835.00	46.00	Annexure-2
	x Open & Distance Learning department	25.00	5.50	6.75	
	xi Maintenance and Engineering	725.00	550.00	1,114.85	
	<b>Total (b)</b>	<b>5,106.50</b>	<b>3,687.50</b>	<b>4,468.24</b>	
	<b>(c) Teaching departments &amp; Constituent Campuses</b>				
	i Teaching Department (Gen. Expenses)	197.00	47.00	116.01	
	ii Constituent Campuses (Gen. Expenses)	327.00	158.50	125.75	
	<b>Total (c)</b>	<b>524.00</b>	<b>205.50</b>	<b>241.76</b>	
	<b>Total d=(b+c)</b>	<b>5,630.50</b>	<b>3,893.00</b>	<b>4,710.00</b>	
	<b>Total (a+d)= A</b>	<b>14,500.50</b>	<b>12,733.00</b>	<b>15,294.00</b>	
<b>2</b>	<b>CAPITAL EXPENDITURE</b>				
	i Fixed Assets	1,854.00	350.20	1,578.50	Annexure-3
	ii Civil Works	6,100.00	3,650.00	10,500.00	Annexure-4
	<b>Total (B)</b>	<b>7,954.00</b>	<b>4,000.20</b>	<b>12,078.50</b>	
<b>3</b>	<b>PROVISIONS (C)</b>	<b>15,900.00</b>	<b>7,110.00</b>	<b>19,100.00</b>	Annexure-5
	<b>Total Expenditures D = (A+B+C)</b>	<b>38,354.50</b>	<b>23,843.20</b>	<b>46,472.50</b>	
<b>3</b>	<b>REVENUE RECEIPTS</b>				
	<b>(a) Administrative Departments</b>				
	i Administration & Finance	87.80	177.25	180.00	
	ii Academic Affairs	1,960.00	2,219.00	2,342.00	
	iii College development (Including GST)	1,722.50	1,200.10	1,595.00	
	iv Student Affairs	172.00	252.00	260.00	
	v Research & Development	150.00	80.00	150.00	
	vi Examination-(Regular)	2,681.00	3,387.84	3,390.00	Annexure-6
	vii Student Facilitation Centre	700.00	690.00	700.00	
	viii Open & Distance Learning department	8.30	2.00	3.00	
	<b>Total (i)</b>	<b>7,481.60</b>	<b>8,008.19</b>	<b>8,620.00</b>	
	ix Interest on Investments (FDR'S)(ii)	2,006.00	2,027.23	5,979.00	
	<b>Grand Total (i+ii) = (a)</b>	<b>9,487.60</b>	<b>10,035.42</b>	<b>14,599.00</b>	
	<b>(b) Teaching departments &amp; Constituent Campuses</b>				
	i Teaching Department	1,030.00	1,050.00	1,555.00	
	ii Constituent Campuses	850.00	620.00	1,205.00	Annexure-7
	<b>Total (b)</b>	<b>1,880.00</b>	<b>1,670.00</b>	<b>2,760.00</b>	
	<b>Total (a+b)= E</b>	<b>11,367.60</b>	<b>11,705.42</b>	<b>17,359.00</b>	
<b>6</b>	<b>Overall Surplus/Deficit F = (E-D)</b>	<b>-26,986.90</b>	<b>-12,137.78</b>	<b>-29,113.50</b>	
	Accrued/Actual Interest Income from bonds	5,395.00	24,169.80	1,050.00	


4000.20  
- 09.50  
3990.70 lutch

Finance Officer  
I.K. Gujral Punjab Technical  
Jalandhar



JYOTI BIKAS TECHNICAL UNIVERSITY  
**SCHEDULE OF FIXED ASSETS (PTU MAIN)**  
 FOR THE FINANCIAL YEAR ENDING 31.03.2024

S. No	NAME OF ASSET	COMPANY	RATE	OP. BAL.	ADDITIONS		DISCARDED/ ADJUSTED	BALANCE	DEPRECIATION	CLOSING W.D.V.
					>180 DAYS	<180 DAYS				
1	AIR CONDITIONER	ADMIN	15%	42,23,959.00				42,23,959.00	6,33,594.00	35,90,365.00
2	AIR CONDITIONER CONSTITUENT CAMPUS KPT	CONSTITUENT CAMPUS	15%	49,811.92				49,811.92	7,472.00	42,339.92
3	ALUMIRAH	ADMIN	10%	21,33,175.00				21,33,175.00	2,13,318.00	19,19,857.00
4	ALUMINIUM FIXTURE	CONSTITUENT CAMPUS	10%	73,183.00				73,183.00	7,318.00	65,865.00
5	ALUMINIUM PARTITION	ADMIN	10%	84,661.00				84,661.00	8,466.00	76,195.00
6	AQUAGUARD (R.O WATER DISPENSER)	ADMIN	15%	1,02,073.00				1,02,073.00	15,311.00	86,762.00
7	BATTERY	ADMIN	15%	6,970.00				6,970.00	1,046.00	5,924.00
8	BED	ADMIN	10%	6,84,986.00				6,84,986.00	68,499.00	6,16,487.00
9	BENCHES	ADMIN	10%	1,02,968.00				1,02,968.00	10,297.00	92,671.00
10	BIOMETRIC DEVICE	ADMIN	15%	61,321.00				61,321.00	9,198.00	52,123.00
11	BOOK CASE	ADMIN	10%	33,845.00				33,845.00	3,385.00	30,460.00
12	BOOKS	ACADEMIC	40%	6,94,043.12		1,03,751.00		7,97,794.12	2,98,367.00	4,99,427.12
13	BOOKS	ADMIN	40%	88,325.00				88,325.00	35,330.00	52,995.00
14	BOOKS (MAIN CAMPUS)	TEACHING	40%	10,280.00				10,280.00	4,112.00	6,168.00
15	BOOKS EXP CONSTITUENT CAMPUS AMRITSAR	CONSTITUENT CAMPUS	40%	4,289.00				4,289.00	1,716.00	2,573.00
16	BOOKS CONSTITUENT CAMPUS BATALA	CONSTITUENT CAMPUS	40%	1,694.00				1,694.00	678.00	1,016.00
17	BOOKS CONSTITUENT CAMPUS HOSHIARPUR	CONSTITUENT CAMPUS	40%	11,604.00				11,604.00	4,642.00	6,962.00
18	BOOKS CONSTITUENT CAMPUS KAPURTHALA	CONSTITUENT CAMPUS	40%	15,237.00				15,237.00	6,095.00	9,142.00
19	BOOKS CONSTITUENT CAMPUS KHUNIMAJRA	CONSTITUENT CAMPUS	40%	70,996.00				70,996.00	28,398.00	42,598.00
20	BOOKS CONSTITUENT CAMPUS MOHALI	CONSTITUENT CAMPUS	40%	97,428.00				97,428.00	38,971.00	58,457.00
21	BOOKS CONSTITUENT CAMPUS KPT	CONSTITUENT CAMPUS	40%	3,068.59				3,068.59	1,227.00	1,841.59
22	BOOKS & DIGITAL LIBRARY ETC	CONSTITUENT CAMPUS	40%	1,62,388.00				1,62,388.00	64,955.00	97,433.00
23	BUILDING (KAPURTHALA)	ADMIN	10%	6809,93,161.19		13959,14,874.00		20769,08,035.19	1378,95,060.00	19390,12,975.19
24	BUILDING (MOHALI)	ADMIN	10%	173,53,478.00				173,53,478.00	17,35,348.00	156,18,130.00
25	BUILDING MOHALI CAMPUS	CONSTITUENT CAMPUS	10%	5,15,467.00		6,99,164.00		12,14,631.00	86,905.00	11,28,126.00
26	BUILDING CONSTITUENT CAMPUS ASR	CONSTITUENT CAMPUS	10%	273,97,068.00				273,97,068.00	27,39,707.00	246,57,361.00
27	BUILDING CONSTITUENT CAMPUS DINANAGAR	CONSTITUENT CAMPUS	10%	17,43,392.00				17,43,392.00	1,74,339.00	15,69,053.00
28	BUILDING CONSTITUENT CAMPUS HOSHIARPUR	CONSTITUENT CAMPUS	10%	100,35,148.00		14,80,875.00		115,16,023.00	10,77,559.00	104,38,464.00
29	BUILDING CONSTITUENT CAMPUS KPT FROM CAPARO	CONSTITUENT CAMPUS	10%	208,96,105.68				208,96,105.68	20,89,611.00	188,06,494.68
30	BUILDING CONSTITUENT CAMPUS KUNIMAJRA	CONSTITUENT CAMPUS	10%	140,91,363.00				140,91,363.00	14,09,136.00	126,82,227.00
31	BUILDING CONSTITUENT CAMPUS MANSA	CONSTITUENT CAMPUS	10%	-		4,75,671.00		4,75,671.00	23,784.00	4,51,887.00
32	BUILDING CONSTITUENT CAMPUS LADOWALI ROAD	CONSTITUENT CAMPUS	10%	-		37,61,383.40		37,61,383.40	1,88,069.00	35,73,314.40
33	BUILDING CONSTITUENT CAMPUS SULTANPUR LODHI	CONSTITUENT CAMPUS	10%	-		1051,65,035.00		1051,65,035.00	52,58,252.00	999,06,783.00
34	BUS	ADMIN	15%	2,62,451.00				2,62,451.00	39,368.00	2,23,083.00
35	CAMERA	ADMIN	15%	21,49,508.00				21,49,508.00	3,22,426.00	18,27,082.00
36	CAMERA (DIGITAL)	ADMIN	15%	58,477.00				58,477.00	8,772.00	49,705.00
37	CAMERA & SPEAKER (V.C. OFFICE)	ADMIN	15%	1,71,363.00				1,71,363.00	25,704.00	1,45,659.00
38	CHAIRS	ADMIN	10%	29,60,666.00				29,60,666.00	2,96,067.00	26,64,599.00
39	CHAIRS	ADMIN	10%	2,08,278.00				2,08,278.00	20,828.00	1,87,450.00
40	CIVIL WORK AT PIT KHUNIMAJRA	CIVIL	0%	835,62,937.00				835,62,937.00	-	835,62,937.00
41	CIVIL WORK AT PIT MANSA	CIVIL	0%	4,75,671.00			4,75,671.00	-	-	-
42	CIVIL WORK UNIV. CAMPUS CHAMKAUR SAHIB	CIVIL	0%	4965,88,500.00	388,86,000.00	373,63,762.00		5728,38,262.00	-	5728,38,262.00
43	CIVIL WORK AT PIT SULTANPUR LODHI	CIVIL	0%	925,95,035.00		125,70,000.00	1051,65,035.00	-	-	-
44	CIVIL WORK PTU MAIN CAMPUS	CIVIL	0%	13117,73,688.00	500,00,000.00	341,59,344.00	13959,14,874.00	18,158.00	-	18,158.00
45	CIVIL WORK DR. B.R. AMBEDKAR MUSEUM AT IKGPTU	CIVIL	0%	100,00,000.00				100,00,000.00	-	100,00,000.00
46	CIVIL WORK AMRITSAR CAMPUS	CIVIL	0%	40,00,000.00				40,00,000.00	-	40,00,000.00
47	CIVIL WORK PIT LADOWALI ROAD	CIVIL	0%	37,61,383.40			37,61,383.40	-	-	-
48	CIVIL WORK PIT RAIKOT LDH	CIVIL	0%	210,12,776.00				210,12,776.00	-	210,12,776.00
49	CIVIL WORK PIT HOSHIARPUR	CIVIL	0%	14,80,875.00			14,80,875.00	-	-	-
50	COMPUTER (P&D)	DRIC	40%	3,976.00				3,976.00	1,590.00	2,386.00
51	COMPUTER EQUIPMENT CAMP MOHALI	CONSTITUENT CAMPUS	40%	510.00		7,500.00		8,010.00	1,704.00	6,306.00
52	COMPUTER LAB EQP HOSP	CONSTITUENT CAMPUS	40%	462.00				462.00	185.00	277.00
53	COMPUTER	ADMIN	40%	790.00				790.00	316.00	474.00
54	COMPUTER LED	CIVIL	40%	7,454.00				7,454.00	2,982.00	4,472.00
55	COMPUTER PERIPHERAL	ADMIN	40%	1,74,075.00	1,800.00	8,997.00		1,84,872.00	72,149.00	1,12,723.00
56	COMPUTER PERIPHERALS	DRIC	40%	712.00		2,484.00		3,196.00	782.00	2,414.00
57	COMPUTER PERIPHERALS	STUDENT AFFAIRS	40%	57,718.00	14,249.00	8,340.00		80,307.00	30,455.00	49,852.00
58	COMPUTER PERIPHERALS	EXAM	40%	11,855.00	4,986.00			16,841.00	6,736.00	10,105.00






Sl	COMPUTER PERIPHERALS	ACADEMIC	40%	5,493.00		16,664.00		32,167.00	5,530.00	16,637.00
60	COMPUTER PERIPHERALS (KRC)	ACADEMIC	40%	10,008.00	-	-	-	10,008.00	4,003.00	6,005.00
61	COMPUTER PERIPHERALS (VC OFFICE)	ADMIN	40%	1,620.00	-	-	-	1,620.00	648.00	972.00
62	COMPUTER PERIPHERALS (PRO)	ADMIN	40%	2,700.00	-	-	-	2,700.00	1,080.00	1,620.00
63	COMPUTER PERIPHERALS (REGISTRAR)	ADMIN	40%	2,880.00	-	-	-	2,880.00	1,152.00	1,728.00
64	COMPUTER PERIPHERALS (F&A)	ADMIN	40%	3,888.00	-	-	-	3,888.00	1,555.00	2,333.00
65	COMPUTER PERIPHERALS (P&D)	DRIC	40%	224.00	-	-	-	224.00	90.00	134.00
66	COMPUTER/LAPTOP A/C	DRIC	40%	3,295.00	-	-	-	3,295.00	1,318.00	1,977.00
67	COMPUTERS	ACADEMIC	40%	10,391.00	-	-	-	10,391.00	4,156.00	6,235.00
68	COMPUTERS	ADMIN	40%	11,77,358.00	-	-	-	11,77,358.00	4,70,943.00	7,06,415.00
69	COMPUTER/LAPTOP, PERIPHERALS AMD NETWORKING EXP.	ADMIN	40%	1,34,069.00	41,72,362.00	1,52,557.00	-	44,58,988.00	17,53,084.00	27,05,904.00
70	COMPUTERS	STUDENT AFFAIRS	40%	3,964.00	-	-	-	3,964.00	1,586.00	2,378.00
71	COMPUTERS PERIPHERALS CONSTITUENT CAMPUS BHKHIWIND	CONSTITUENT CAMPUS	40%	178.00	-	-	-	178.00	71.00	107.00
72	COMPUTER PERIPHERALS AMRITSAR CAMPUS	CONSTITUENT CAMPUS	40%	1,217.00	16,725.00	-	-	17,942.00	7,177.00	10,765.00
73	COMPUTERS PERIPHERALS CONSTITUENT CAMPUS KPT	CONSTITUENT CAMPUS	40%	11,032.00	-	-	-	11,032.00	4,413.00	6,619.00
74	COMPUTERS CONSTITUENT CAMPUS	CONSTITUENT CAMPUS	40%	1,837.00	-	-	-	1,837.00	735.00	1,102.00
75	COMPUTERS CONSTITUENT CAMPUS KPT	CONSTITUENT CAMPUS	40%	740.67	-	-	-	740.67	295.00	444.67
76	COMPUTERS/LAPTOP/PRINTERS(NSS)	STUDENT AFFAIRS	40%	11,476.00	-	-	-	11,476.00	4,590.00	6,886.00
77	COMPUTERS/PRINTERS (YOUTH AFFAIRS)	STUDENT AFFAIRS	40%	1,141.00	-	-	-	1,141.00	456.00	685.00
78	CHILLER SINGLE DOOR	ADMIN	15%	21,586.00	-	-	-	21,586.00	8,638.00	12,948.00
79	CYCLES	ADMIN	15%	29,237.00	-	-	-	29,237.00	11,695.00	17,542.00
80	CYCLES	CONSTITUENT CAMPUS	15%	629.00	-	-	-	629.00	251.00	378.00
81	DEEP FRIYER	ADMIN	10%	22,992.00	-	-	-	22,992.00	9,197.00	13,795.00
82	DESK	ADMIN	10%	10,84,072.00	-	-	-	10,84,072.00	4,336.00	6,504.00
83	DIGITAL DISH	ADMIN	15%	591.00	-	-	-	591.00	236.00	355.00
84	DIGITAL LOCK	ADMIN	15%	18,170.00	-	-	-	18,170.00	7,268.00	10,902.00
85	DIGITAL MULTI-METER	ADMIN	15%	2,155.00	-	-	-	2,155.00	862.00	1,293.00
86	DVD WRITER	ADMIN	15%	939.00	-	-	-	939.00	375.00	564.00
87	EQUIPMENTS	DRIC	15%	8,679.00	-	-	-	8,679.00	3,471.00	5,208.00
88	EQUIPMENTS/SOFTWARE DEVELOPMENT (ERP/NETWORKING	ADMIN	15%	49,44,117.00	-	-	-	49,44,117.00	19,764.00	29,683.00
89	EQUIPMENTS (KRC)	ACADEMIC	15%	3,137.00	-	-	-	3,137.00	1,254.00	1,883.00
90	EQUIPMENTS (ACADEMIC)	ACADEMIC	15%	2,882.00	-	-	-	2,882.00	1,152.00	1,730.00
91	EQUIPMENT (HORTICULTURE)	ADMIN	15%	54,421.00	-	-	-	54,421.00	21,768.00	32,653.00
92	EQUIPMENT (SW)	STUDENT AFFAIRS	15%	64,404.00	-	-	-	64,404.00	25,761.00	38,643.00
93	EQUIPMENTS (HOSTEL)	STUDENT AFFAIRS	15%	1,79,474.00	-	-	-	1,79,474.00	71,789.00	1,07,685.00
94	ELECTRIC EQUIPMENT	ADMIN	15%	64,065.00	-	-	-	64,065.00	25,626.00	38,439.00
95	ELECTRIC FITTING	ADMIN	10%	31,12,452.00	-	-	-	31,12,452.00	12,449.00	19,675.00
96	ELECTRIC PANEL CONSTITUENT CAMPUS MOHALI	CONSTITUENT CAMPUS	15%	1,33,320.00	-	-	-	1,33,320.00	53,328.00	80,000.00
97	EPBK MACHINE (PANASONIC)	ADMIN	15%	6,803.00	-	-	-	6,803.00	2,721.00	4,082.00
98	EQUIPMENT (MOHALI)	ADMIN	15%	33,947.00	-	-	-	33,947.00	13,578.00	20,369.00
99	EQUIPMENT (DIRECTOR CAMPUS)	TEACHING	15%	45,879.00	-	-	-	45,879.00	18,351.00	27,528.00
100	EQUIPMENT AND MACHINERY ETC	ADMIN	15%	71,191.00	52,204.00	1,97,310.00	-	3,20,705.00	128,320.00	1,92,385.00
101	COMPUTER PERIPHERALS	ACADEMIC	40%	26,800.00	-	-	-	26,800.00	10,720.00	16,080.00
102	FAN	ADMIN	15%	72,092.00	-	-	-	72,092.00	28,836.00	43,256.00
103	FLOOR MACHINE	ADMIN	15%	2,463.00	-	-	-	2,463.00	985.00	1,478.00
104	COMPUTER LAPTOP PERIPHERALS	CONSTITUENT CAMPUS	40%	1,16,208.00	-	-	-	1,16,208.00	46,483.00	69,725.00
105	FLY CATCHER	ADMIN	15%	13,516.00	-	-	-	13,516.00	5,406.00	8,110.00
106	FURNITURE & FIXTURE	ADMIN	10%	1,11,311.00	35,200.00	2,69,392.00	-	4,15,903.00	166,360.00	2,492,543.00
107	FURNITURE & FIXTURE (DIRECTOR OFFICE)	ADMIN	10%	33,617.00	-	-	-	33,617.00	13,446.00	20,171.00
108	FURNITURE & FIXTURE (ECE DEPT)	TEACHING	10%	3,22,361.00	-	-	-	3,22,361.00	128,944.00	1,93,417.00
109	FURNITURE & FIXTURE (FOOD ENGG.)	TEACHING	10%	885.00	-	-	-	885.00	354.00	531.00
110	FURNITURE & FIXTURE (MAIN CAMPUS LIBRARY)	TEACHING	10%	4,30,525.00	-	32,250.00	-	4,62,775.00	185,110.00	2,77,665.00
111	FURNITURE & FIXTURE (MATHEMATICAL SCIENCES)	TEACHING	10%	2,870.00	-	-	-	2,870.00	1,148.00	1,722.00
112	FURNITURE & FIXTURE (CIVIL ENGG.)	TEACHING	10%	5,68,642.00	-	-	-	5,68,642.00	227,456.00	3,41,186.00
113	FURNITURE & FIXTURE (BOYS HOSTEL)	STUDENT AFFAIRS	10%	22,17,366.00	-	-	-	22,17,366.00	8,869.00	13,304.00
114	FURNITURE & FIXTURE (CSE DEPT.)	TEACHING	10%	6,64,921.00	-	-	-	6,64,921.00	265,968.00	1,008,889.00
115	FURNITURE & FIXTURE (ELECTRICAL ENGG.)	TEACHING	10%	1,63,203.00	-	-	-	1,63,203.00	65,281.00	97,922.00
116	FURNITURE & FIXTURE (HOSTEL)	ADMIN	10%	32,224.00	-	-	-	32,224.00	12,889.00	19,335.00
117	FURNITURE & FIXTURE (HOSTEL)	TEACHING	10%	28,369.00	-	-	-	28,369.00	11,347.00	17,022.00
118	FURNITURE & FIXTURE (MANAGEMENT STUDIES)	TEACHING	10%	7,12,280.00	-	-	-	7,12,280.00	285,312.00	4,26,968.00
119	FURNITURE & FIXTURE (MECHANICAL ENGG.)	TEACHING	10%	8,161.00	-	-	-	8,161.00	326.00	7,835.00
120	FURNITURE & FIXTURE (PHYSICAL SCIENCES)	TEACHING	10%	12,509.00	-	-	-	12,509.00	500.00	12,009.00
121	FURNITURE & FIXTURE (HRM)	ADMIN	10%	35,542.00	-	-	-	35,542.00	14,216.00	21,326.00
122	FURNITURE & FIXTURES	ADMIN	10%	234,96,368.07	1,22,900.00	-	-	236,19,268.07	94,686.00	1,41,502.00
123	FURNITURE & FIXTURES	DRIC	10%	3,54,727.00	8,200.00	-	-	3,62,927.00	145,169.00	2,17,758.00





124	FURNITURE & FIXTURES	STUDENT AFFAIRS	10%	5,78,443.00	3,29,859.00	2,38,000.00		11,46,302.00	1,02,730.00	10,43,572.00
125	FURNITURE & FIXTURES	EXAM	10%	11,523.00				11,523.00	1,152.00	10,371.00
126	FURNITURE & FIXTURES (P&D)	DRIC	10%	2,09,907.00				2,09,907.00	20,991.00	1,88,916.00
127	FURNITURE & FIXTURES AMRITSAR	CONSTITUENT CAMPUS	10%	29,88,151.00				29,88,151.00	2,00,815.00	27,87,336.00
128	FURNITURE & FIXTURES BATALA	CONSTITUENT CAMPUS	10%	18,66,472.00				18,66,472.00	1,86,647.00	16,79,825.00
129	CCTV CAMERA	CONSTITUENT CAMPUS	15%	16,372.00				16,372.00	2,456.00	13,916.00
130	FURNITURE & FIXTURES DINANAGAR	CONSTITUENT CAMPUS	10%							
131	FURNITURE & FIXTURES HSP	CONSTITUENT CAMPUS	10%	42,40,408.00				42,40,408.00	4,24,041.00	38,16,367.00
132	FURNITURE & FIXTURES KHUNIMAJRA	CONSTITUENT CAMPUS	10%	40,65,100.00				40,65,100.00	4,06,510.00	36,58,590.00
133	FURNITURE & FIXTURES KPT	CONSTITUENT CAMPUS	10%	70,84,872.20				70,84,872.20	7,08,487.00	63,76,385.20
134	FURNITURE & FIXTURES LUDHIANA	CONSTITUENT CAMPUS	10%	17,040.00				17,040.00	1,704.00	15,336.00
135	FURNITURE & FIXTURES MOHALI	CONSTITUENT CAMPUS	10%	8,26,325.00	1,180.00	2,150.00		8,29,655.00	82,858.00	7,46,797.00
136	FURNITURE & FIXTURES CONSTITUENT CAMPUS	CONSTITUENT CAMPUS	10%	13,59,045.00				13,59,045.00	1,35,905.00	12,23,140.00
137	FURNITURE & FIXTURES CONSTITUENT CAMPUS KPT	CONSTITUENT CAMPUS	10%	4,10,493.00				4,10,493.00	41,049.00	3,69,444.00
138	FURNITURE AND FIXTURES	ACADEMIC	10%	6,08,746.00		18,600.00		6,27,346.00	61,805.00	5,65,541.00
139	FURNITURE & FIXTURE ETC. (F&A)	ADMIN	10%	1,12,790.00				1,12,790.00	11,279.00	1,01,511.00
140	FURNITURE & FIXTURE ETC. (REGISTRAR OFFICE)	ADMIN	10%	60,101.00				60,101.00	6,010.00	54,091.00
141	FURNITURE & FIXTURE ETC. (V.C. OFFICE)	ADMIN	10%	1,07,025.00				1,07,025.00	10,703.00	96,322.00
142	FURNITURE & FIXTURE (FIXED LADDER)	STUDENT AFFAIRS	10%	81,467.00				81,467.00	8,147.00	73,320.00
143	GAS CYLINDER	ADMIN	10%	15,739.00				15,739.00	1,574.00	14,165.00
144	GENERATOR	ADMIN	15%	6,67,390.00				6,67,390.00	1,00,109.00	5,67,281.00
145	GENERATOR SET CONSTITUENT CAMPUS KPT	CONSTITUENT CAMPUS	15%	1,39,020.77				1,39,020.77	20,853.00	1,18,167.77
146	GEYSER ELECTRIC	ADMIN	15%	7,087.00				7,087.00	1,063.00	6,024.00
147	GODREJ SLIDE PRO SHELL	ADMIN	10%	44,178.00				44,178.00	4,418.00	39,760.00
148	GODREJ FINNESSE	ADMIN	10%	29,987.00				29,987.00	2,999.00	26,988.00
149	GRILLER JUMBO	ADMIN	10%	5,263.00				5,263.00	526.00	4,737.00
150	HAND DRYER	ADMIN	15%	23,161.00				23,161.00	3,474.00	19,687.00
151	HOODWASHER MACHINE	ADMIN	15%	1,60,913.00				1,60,913.00	24,137.00	1,36,776.00
152	HORTICULTURE EQUIPMENT CONSTITUENT CAMPUS KPT	CONSTITUENT CAMPUS	15%	20,338.00				20,338.00	3,051.00	17,287.00
153	HORTICULTURE MACHINERY	ADMIN	15%	46,112.00				46,112.00	6,917.00	39,195.00
154	HOT CASE, OVEN, HEATER	ADMIN	15%	65,945.00				65,945.00	9,892.00	56,053.00
155	HUB, SWITCHES	ADMIN	15%	38,757.00				38,757.00	5,814.00	32,943.00
156	ICE CUBE MACHINE	ADMIN	15%	33,181.00				33,181.00	4,977.00	28,204.00
157	INDUCTION COOKER HOTCASE	ADMIN	15%	67,530.00				67,530.00	10,130.00	57,400.00
158	LAB EQUIPMENT (ELECTRICAL ENGG.)	TEACHING	15%	5,61,452.00				5,61,452.00	84,218.00	4,77,234.00
159	LAB EQUIPMENT (PS)	TEACHING	15%	50,841.00				50,841.00	7,626.00	43,215.00
160	LAB EQUIPMENT (MAIN CAMPUS)	TEACHING	15%	2,26,504.00	39,772.00	5,51,692.00		8,17,968.00	81,318.00	7,36,650.00
161	LAB EQUIPMENT (ECE)	TEACHING	15%	59,006.00				59,006.00	8,851.00	50,155.00
162	LAB EQUIPMENT (ME)	TEACHING	15%	77,426.00				77,426.00	11,614.00	65,812.00
163	LAB EQUIPMENT (MECH. ENGG.)	TEACHING	15%	7,073.00				7,073.00	1,061.00	6,012.00
164	LAB EQUIPMENTS CONSTITUENT CAMPUS AMRITSAR	CONSTITUENT CAMPUS	15%	1,10,217.00				1,10,217.00	16,533.00	93,684.00
165	LAB EQUIPMENTS CONSTITUENT CAMPUS BATALA	CONSTITUENT CAMPUS	15%	28,845.00				28,845.00	4,327.00	24,518.00
166	LAB EQUIPMENTS CONSTITUENT CAMPUS DINANAGAR	CONSTITUENT CAMPUS	15%							
167	LAB EQUIPMENTS CONSTITUENT CAMPUS HOSHIARPUR	CONSTITUENT CAMPUS	15%	9,56,029.00		96,200.00		10,52,229.00	1,50,619.00	9,01,610.00
168	LAB EQUIPMENTS CONSTITUENT CAMPUS KHUNIMAJRA	CONSTITUENT CAMPUS	15%	21,668.00				21,668.00	3,250.00	18,418.00
169	LAB EQUIPMENTS CONSTITUENT CAMPUS KPT	CONSTITUENT CAMPUS	15%	8,08,283.46				8,08,283.46	1,21,243.00	6,87,040.46
170	LABORATORY EXP CONSTITUENT CAMPUS KPT	CONSTITUENT CAMPUS	15%	3,52,537.00				3,52,537.00	52,881.00	2,99,656.00
171	LAB EQUIPMENTS (PHYSICS LAB) MOHALI CAMP - I	CONSTITUENT CAMPUS	15%	28,773.00				28,773.00	4,316.00	24,457.00
172	LAN KIT	ADMIN	15%	19,976.00				19,976.00	2,996.00	16,980.00
173	LAND	ADMIN	0%	1626,37,280.00				1626,37,280.00		1626,37,280.00
174	LAPTOP & DESKTOP (BATALA)	CONSTITUENT CAMPUS	40%	9,206.00				9,206.00	3,682.00	5,524.00
175	LAPTOP & DESKTOP (CE)	TEACHING	40%	14,308.00				14,308.00	5,723.00	8,585.00
176	LAPTOP & DESKTOP (CS)	TEACHING	40%	40,666.00				40,666.00	16,266.00	24,400.00
177	LAPTOP & DESKTOP (CSE)	TEACHING	40%	46,498.00				46,498.00	18,599.00	27,899.00
178	LAPTOP & DESKTOP (DINANAGAR)	CONSTITUENT CAMPUS	40%							
179	LAPTOP & DESKTOP (EE)	TEACHING	40%	10,156.00				10,156.00	4,062.00	6,094.00
180	LAPTOP & DESKTOP (FE)	TEACHING	40%	9,331.00				9,331.00	3,732.00	5,599.00
181	LAPTOP & DESKTOP (HOSP)	CONSTITUENT CAMPUS	40%	27,424.00				27,424.00	10,970.00	16,454.00
182	LAPTOP & DESKTOP (HOSP)	ADMIN	40%	24,68,931.00	9,74,900.00	67,500.00		35,11,331.00	13,91,032.00	21,20,299.00
183	LAPTOP & DESKTOP (HOSTEL)	ADMIN	40%	4,771.00				4,771.00	1,908.00	2,863.00
184	LAPTOP & DESKTOP (JMC)	TEACHING	40%	55,829.00				55,829.00	22,332.00	33,497.00
185	LAPTOP & DESKTOP (MOHALI CAMPUS)	CONSTITUENT CAMPUS	40%	9,965.00				9,965.00	3,986.00	5,979.00
186	LAPTOP & DESKTOP (CONSTITUENT CAMPUS BHIKHIWIND)	CONSTITUENT CAMPUS	40%							
187	LAPTOP & DESKTOP (MS)	TEACHING	40%	57,505.00				57,505.00	23,002.00	34,503.00
188	LAPTOP & DESKTOP (PS)	TEACHING	40%	81,331.00				81,331.00	32,532.00	48,799.00









254	OFFICE EQUIPMENT CAMP MOHALI	CONSTITUENT CAMPUS	15%	3,58,137.00		6,312.00		3,63,450.00	64,110.00	3,99,560.00
255	OFFICE EQUIPMENT DINANAGAR	CONSTITUENT CAMPUS	15%							3,99,560.00
256	OFFICE EQUIPMENT HOSHIARPUR	CONSTITUENT CAMPUS	15%							
257	OFFICE EQUIPMENT KHUNIMAIRA	CONSTITUENT CAMPUS	15%	13,84,437.00		1,550.00		13,85,987.00	2,07,782.00	11,78,205.00
258	OFFICE EQUIPMENT CONSTITUENT CAMPUS BATALA	CONSTITUENT CAMPUS	15%	9,61,794.00				9,61,794.00	1,29,266.00	7,32,528.00
259	EQUIPMENT & MACHINERY (MC1)	CONSTITUENT CAMPUS	15%	16,78,013.00				16,78,013.00	2,51,702.00	14,26,311.00
260	OFFICE EQUIPMENT CONSTITUENT CAMPUS KPT	CONSTITUENT CAMPUS	15%	1,04,166.00	18,300.00	8,000.00		1,30,466.00	18,970.00	1,11,496.00
261	OFFICE EQUIPMENT CONSTITUENT CAMPUS SULTANPUR	CONSTITUENT CAMPUS	15%	40,21,284.76				40,21,284.76	6,03,193.00	34,18,091.76
262	OFFICE EQUIPMENTS	ACADEMIC	15%	43,108.00				43,108.00	6,466.00	36,642.00
263	OFFICE EQUIPMENTS (CIIT)	CONSTITUENT CAMPUS	15%							
264	OFFICE EQUIPMENTS & ELECTRICAL EQUIPMENTS	ADMIN	15%	14,150.00				14,150.00	2,123.00	12,027.00
265	OFFICE EQUIPMENTS AMRITSAR	CONSTITUENT CAMPUS	15%	14,94,099.00				14,94,099.00	2,24,115.00	12,69,984.00
266	PANEL DISPLAY WITH STAND	ADMIN	15%	27,24,125.00				27,24,125.00	4,08,619.00	23,15,506.00
267	PHOTOSTATE	ADMIN	15%	2,96,246.00				2,96,246.00	44,437.00	2,51,809.00
268	PRESENTER	ADMIN	40%	1,30,455.00				1,30,455.00	19,568.00	1,10,887.00
269	PRINTER	STUDENT AFFAIRS	40%	89.00				89.00	36.00	53.00
270	PRINTER	ADMIN	40%	595.00				595.00	238.00	357.00
271	PRINTER, SCANNER	ADMIN	40%	18,353.00				18,353.00	7,341.00	11,012.00
272	PRINTER (ITS)	ADMIN	40%	4,01,316.00				4,01,316.00	1,60,526.00	2,40,790.00
273	PRINTER (REGISTRAR)	ADMIN	40%	20,072.00				20,072.00	8,029.00	12,043.00
274	PRINTERS	EXAM	40%	25,180.00				25,180.00	10,072.00	15,108.00
275	PRINTER, FAX & SCANNER, PHOTOSTAT MACHINE	ACADEMIC	40%	6,988.00				6,988.00	2,795.00	4,193.00
276	PRINTERS (P&D)	DRIC	40%							
277	PROJECTORS (CSE)	TEACHING	40%	4,333.00				4,333.00	1,733.00	2,600.00
278	PROJECTOR	ADMIN	40%	62,064.00				62,064.00	24,826.00	37,238.00
279	PTU CAMPUS-KAPURTHALA ROAD	CIVIL	0%	12,003.00				12,003.00	4,801.00	7,202.00
280	PUFFER BHATHI	ADMIN	10%							
281	RACKS	ADMIN	10%	7,763.00				7,763.00	776.00	6,987.00
282	REFRIGERATION CONSTITUENT CAMPUS KPT	CONSTITUENT CAMPUS	15%	4,69,443.00				4,69,443.00	46,944.00	4,22,499.00
283	REFRIGERATOR	ADMIN	15%	1,341.39				1,341.39	201.00	1,140.39
284	REFRIGERATOR	STUDENT AFFAIRS	15%	2,22,253.00				2,22,253.00	33,338.00	1,88,915.00
285	ROOM HEATER	STUDENT AFFAIRS	15%	10,928.00				10,928.00	1,639.00	9,289.00
286	RESERVE HDU(screen)	ADMIN	15%	2,051.00				2,051.00	308.00	1,743.00
287	SCANNER	ADMIN	40%	10,089.00				10,089.00	1,513.00	8,576.00
288	SCANNER (F&A)	ADMIN	40%	30,458.00				30,458.00	12,183.00	18,275.00
289	SOFA	ADMIN	10%	25,739.00				25,739.00	10,296.00	15,443.00
290	SALAMANDER	ADMIN	10%	6,82,834.00				6,82,834.00	68,283.00	6,14,551.00
291	SOFTWARE DEVELOPMENT	ADMIN	40%	5,886.00				5,886.00	589.00	5,297.00
292	SOFTWARE DEVELOPMENT(MECH ENGG)	ADMIN	40%	2,81,248.00				2,81,248.00	1,12,499.00	1,68,749.00
293	SOFTWARE DEVELOPMENT(CSE)	ADMIN	40%	3,24,208.00				3,24,208.00	1,29,683.00	1,94,525.00
294	SOFTWARE DEVELOPMENT	DRIC	40%	8,74,352.00				8,74,352.00	3,49,741.00	5,24,611.00
295	SOFTWARE ( MAIN CAMPUS)	ADMIN	40%	1,50,122.00				1,50,122.00	60,049.00	90,073.00
296	SOFTWARE (SULTANPUR LODHI)	ADMIN	40%	147,74,313.00				147,74,313.00	59,09,725.00	88,64,588.00
297	SOFTWARE	TEACHING	40%	71,76,280.00				71,76,280.00	28,70,512.00	43,05,768.00
298	SOUND SYSTEM	ADMIN	15%	12,74,400.00				12,74,400.00	5,09,760.00	7,64,640.00
299	SPEAKER PHONE	ADMIN	15%	6,102.00				6,102.00	915.00	5,187.00
300	STEEL RACK	ADMIN	10%	38,073.00				38,073.00	5,711.00	32,362.00
301	STOOL	ADMIN	10%	77,332.00				77,332.00	7,733.00	69,599.00
302	SUBMERCIBLE PUMP	ADMIN	15%	5,30,634.00				5,30,634.00	53,063.00	4,77,571.00
303	SWITCH, HUB, ROUTER (P&D)	DRIC	15%	32,677.00				32,677.00	4,902.00	27,775.00
304	TABLE	ADMIN	10%	830.00				830.00	125.00	705.00
305	TANDOOR (S.S BODY)	ADMIN	10%	33,88,387.00				33,88,387.00	3,38,839.00	30,49,548.00
306	TELEPHONE SET	STUDENT AFFAIRS	15%	12,811.00				12,811.00	1,281.00	11,530.00
307	TRACTOR	ADMIN	15%	708.00				708.00	106.00	602.00
308	TRACTOR EQUIPMENT	ADMIN	15%	1,14,855.00				1,14,855.00	17,228.00	97,627.00
309	TROLLY	ADMIN	10%	25,496.00				25,496.00	3,824.00	21,672.00
310	TOUCH SCREEN	ADMIN	15%	29,364.00				29,364.00	2,936.00	26,428.00
311	TUBEWELL (AMRITSAR)	CONSTITUENT CAMPUS	15%	1,13,797.00				1,13,797.00	17,070.00	96,727.00
312	TV SONY LED	ADMIN	15%	4,57,634.00				4,57,634.00	68,645.00	3,88,989.00
313	UPS	ADMIN	40%	88,937.00				88,937.00	13,341.00	75,596.00
314	UPS (P&D)	DRIC	40%	28,595.00				28,595.00	11,438.00	17,157.00
315	VEHICLES	ADMIN	10%	103.00				103.00	41.00	62.00
316	VERTICAL SIGNAGE DISPLAY	ADMIN	15%	48,81,610.33		8,34,539.00		57,16,149.33	7,94,832.00	49,21,317.33
317	VERTICAL SIGNAGE NOTICE BOARD	ADMIN	10%	82,998.00				82,998.00	12,450.00	70,548.00
318	VERTICAL BLINDS (FURNITURE)	ADMIN	40%	3,10,794.00				3,10,794.00	31,073.00	2,79,721.00
				25,966.00				25,966.00	2,597.00	23,369.00





319	WATER COOLER	ADMIN	15%	44,805.00				44,805.00	6,014.00	50,819.00
320	WIFI ROUTER	ADMIN	15%	60,092.00				60,092.00	9,014.00	69,106.00
321	WALKIE TALKIE SETS	ADMIN	15%	56,517.00				56,517.00	8,478.00	64,995.00
322	WEIGHING SCALE	ADMIN	10%	3,878.00				3,878.00	388.00	4,266.00
323	WOODEN BOOK STAND	ADMIN	10%	51,727.00				51,727.00	5,173.00	56,900.00
324	WORKSTATION COMPLETE SET	ADMIN	10%	97,996.00				97,996.00	9,800.00	107,796.00
325	WIRELESS EAR HEADPHONE	ADMIN	15%	25,900.00				25,900.00	3,885.00	29,785.00
326	WIRELESS RF MEDIA	ADMIN	40%	6,117.00				6,117.00	2,447.00	8,564.00
327	PTU MOHALI CAMPUS	CIVIL	0%	4,73,033.00		2,26,131.00	699164			2,46,902.00
328	CCTV CAMERA (EXAM)	ADMIN	15%	34,204.00				34,204.00	5,131.00	39,335.00
329	AUDIO SYSTEM	ADMIN	15%	7,06,243.00				7,06,243.00	1,05,936.00	8,12,179.00
330	CLOTH STAND	ADMIN	10%	34,887.00				34,887.00	3,489.00	38,376.00
331	DRILL MACHINE	ADMIN	15%	9,022.00				9,022.00	1,353.00	10,375.00
332	PHOTOCOPY MACHINE	ADMIN	15%	58,035.00				58,035.00	8,705.00	66,740.00
333	SOFTWARE CHARGES	ADMIN	40%	38,927.00				38,927.00	15,571.00	54,498.00
334	LED DESKTOP COMPUTER SCREEN	ADMIN	40%	7,294.00		15,530.00		22,824.00	6,024.00	28,848.00
335	SPEAKER	ADMIN	15%	9,022.00				9,022.00	1,353.00	10,375.00
336	KITCHEN BAKERY GLASSWARE ITEMS	ADMIN	10%	46,125.00				46,125.00	4,613.00	50,738.00
337	PAPER SHREDDER	ADMIN	15%	2,760.00				2,760.00	414.00	3,174.00
338	SEESAW	ADMIN	10%	13,850.00				13,850.00	1,385.00	15,235.00
339	VACUUM CLEANER	ADMIN	15%	8,227.00				8,227.00	1,234.00	9,461.00
340	WACOM (TABLET)	ADMIN	40%	21,435.00				21,435.00	8,574.00	30,009.00
341	COMPUTER PERIPHAREL EXP ( CHEMICAL SCI.)	TEACHING	40%	1,06,214.00				1,06,214.00	42,486.00	1,48,700.00
342	COMPUTER PERIPHAREL EXP (EE)	TEACHING	40%	50,410.00		68,506.00		1,18,916.00	33,865.00	1,52,781.00
343	COMPUTER PERIPHAREL EXP (ME)	TEACHING	40%	1,768.00				1,768.00	707.00	2,475.00
344	COMPUTER PERIPHAREL EXP (CSE)	TEACHING	40%	10,89,882.00				10,89,882.00	4,35,953.00	15,25,835.00
345	COMPUTER PERIPHAREL EXP (PHY SCI)	TEACHING	40%	2,398.00				2,398.00	959.00	3,357.00
346	COMPUTER PERIPHAREL EXP (MANAGEMENT STDY)	TEACHING	40%	1,782.00				1,782.00	713.00	2,495.00
347	COMPUTER PERIPHERALS (R&D)	DRIC	40%	7,984.00				7,984.00	3,194.00	11,178.00
348	PRINTER / SCANNER R&D	DRIC	40%	14,381.00				14,381.00	5,752.00	20,133.00
349	WEBCAM	ADMIN	15%	3,193.00				3,193.00	479.00	3,672.00
350	LAB EQUIPMENT (CHEMICAL SCI)	TEACHING	15%	16,29,391.00				16,29,391.00	2,44,409.00	18,73,800.00
351	EQUIPMENT & MACHINERY	TEACHING	15%	40,43,319.00		2,750.00		40,46,069.00	6,06,704.00	46,52,773.00
352	LAB EQUIPMENT ( EE)	TEACHING	15%	5,89,252.00				5,89,252.00	88,388.00	6,77,640.00
353	LAB EQUIPMENT ( FOOD TECH)	TEACHING	15%	1,51,048.00				1,51,048.00	22,657.00	1,73,705.00
354	OFFICE EQUIPMENT	IQAC	15%	3,059.00				3,059.00	459.00	3,518.00
355	Furniture & Fixtures	IQAC	10%			42,400.00		42,400.00	2,120.00	44,520.00
356	COMPUTER PERIPHERALS	IQAC	40%	4,560.00		50,907.00		55,467.00	12,005.00	67,472.00
	TOTAL			32059,66,864.22	952,13,600.00	15949,48,586.40	15075,06,014.40	33886,23,036.22	1966,95,842.00	31919,27,194.22

9,52,13,600.00  
 159,49,48,586.40  
 Total = 169,01,62,186.40  
 Discard. - 150,75,06,014.40  
 Net Total 18,26,56,172.00  
 less - Books & vehicle } 9,38,490.00  
18,17,17,682.00



1817.17 lach.  
 2



**I.K. GUJRAL PUNJAB TECHNICAL UNIVERSITY**  
**SCHEDULE OF FIXED ASSETS FOR THE YEAR ENDED 31ST MARCH 2024**

Sr. No.	NAME OF ASSET	RATE	OP. BAL.	ADDITIONS		DISCARDED/ ADJUSTED	BALANCE	DEPRECIATION	CLOSING W.D.V.
				<180 DAYS	>180 DAYS				
1	CAR	15%	36443.00	0.00	0.00	0.00	36443.00	5466.00	30977.00
2	COMPUTERS	40%	848.00	0.00	0.00	0.00	848.00	339.00	509.00
3	FURNITURE & FIXTURES	10%	775340.00	0.00	0.00	0.00	775340.00	77534.00	697806.00
	OFFICE EQUIPMENTS &								
4	ELECTRIC EQUIPMENTS	15%	399134.00	0.00	0.00	0.00	399134.00	59870.00	339264.00
5	COMPUTER PERIPHERAL EXP	40%	1746.00	0.00	0.00	0.00	1746.00	698.00	1048.00
<b>TOTAL</b>			<b>1213511.00</b>	<b>0.00</b>	<b>0.00</b>	<b>0.00</b>	<b>1213511.00</b>	<b>143907.00</b>	<b>1069604.00</b>







**I.K. GUJRAL PUNJAB TECHNICAL UNIVERSITY**  
**INCOME & EXPENDITURE ACCOUNT FOR THE YEAR ENDED 31<sup>ST</sup> MARCH, 2024**

	Sched ule	Current Year 2023-24		Previous Year 2022-23	
		Unrestricted Funds		Total	
		Designated fund	General fund	Total	
<b>INCOME</b>					
Academic Receipts	7		9814,38,684.75	9814,38,684.75	7992,74,637.06
Income from Investments	8	9111,06,259.64	-	9111,06,259.64	6260,42,033.76
Other Incomes	9		245,91,383.64	245,91,383.64	1012,61,938.17
<b>TOTAL (A)</b>			<b>10060,30,068.39</b>	<b>19171,36,328.03</b>	<b>15265,78,608.99</b>
<b>EXPENDITURE</b>					
Staff Payments & Benefits	10		6875,46,491.47	6875,46,491.47	6784,53,771.87
Academic Expenses	11		1688,53,223.38	1688,53,223.38	1233,12,390.00
Administrative and General	12		4977,42,347.14	4977,42,347.14	2162,29,064.07
Transportation Expenses	13		96,72,354.00	96,72,354.00	71,35,663.00
Repairs & maintenance	14		150,87,764.00	150,87,764.00	125,15,277.00
Finance Costs	15		41,435.78	41,435.78	94,299.08
Other Expenses	16		2,72,391.29	2,72,391.29	11,66,562.65
<b>TOTAL (B)</b>			<b>13792,16,007.06</b>	<b>13792,16,007.06</b>	<b>10389,07,027.67</b>
Balance being excess of Income over Expenditure (A-B)					
Transfer to/from Designated fund Building fund		9111,06,259.64		9111,06,259.64	6260,42,033.76
Other (specify)					
Balance Being Surplus Carried to General Fund			(3731,85,938.67)	(3731,85,938.67)	(1383,70,452.44)
Notes on Accounts	17				

As per separate Audit Report attached  
Statutory Auditors  
 For Shammi Garg & Co.  
 Chartered Accountants



CA Shammi Garg  
 (M.NO. 095431)  
 Partner

Date: 25.09.2024  
 Place: Ludhiana  
 UDIN: 24095431BKEKVF6132

Assistant Registrar (F&A)

For I.K.G PUNJAB TECHNICAL UNIVERSITY

Finance Officer

Deputy Registrar (F&A)

Deputy Registrar (F&A)

1379216007.06  
 - 687546491.47

691669515.59 - Rev-Exp

182656172.00

874325687.59

Or - 8743.26 Lakh

Finance Officer  
 I.K. Gujral Punjab Technical University  
 Jalandhar



**L.K. GUJRAL PUNJAB TECHNICAL UNIVERSITY**

<b>Funds</b>	<b>Current Year 2023-24</b>	<b>Previous Year 2022-23</b>
<b>i) Designated/Earmarked Funds</b>		
a) Opening Balance of the funds	153521,55,275.75	147261,13,241.99
b) Additions to the Funds	-	-
(i) Interest from investments made out of the funds	9111,06,259.64	6260,42,033.76
(ii) Contributions made towards Designated/Earmarked Funds out of General Fund	-	-
c) Less Amount transferred to Maharaja Ranjit Singh - Punjab Technical University, Bathinda(MRS-PTU)	-	-
<b>BALANCE AT THE YEAR END</b>	<b>162632,61,535.39</b>	<b>153521,55,275.75</b>
<b>ii) General Fund</b>	<b>Current Year 2023-24</b>	<b>Previous Year 2022-23</b>
Balance at the beginning of the year	(2146,96,607.76)	-240,97,502.00
Add : Balance of net income transferred from the income & expenditure account	(3731,85,938.67)	(1383,70,452.44)
Add: Regional Centres previous years write off	2,78,833.59	1,43,588.37
Add: Regional Centres	-	32,42,737.82
Add: Previous Year Adjustment of Regional Centre Capital	-	-
Less: Previous Year Adjustment for LIC (Group Leave Encashment & Gratuity)	202,12,514.47	-464,55,879.40
Less: Previous year Income Tax demand adjusted with Refund	-	-96,34,338.00
Add: Reserve & Surplus/ Previous year adjustment for Exp. Payable etc.	85,43,996.00	4,75,237.89
<b>BALANCE AT THE YEAR END</b>	<b>(5588,47,202.37)</b>	<b>(2146,96,607.76)</b>
<b>TOTAL</b>	<b>157044,14,333.02</b>	<b>151374,58,667.99</b>
<b>2 Current Liabilities &amp; Provisions</b>	<b>Current Year 2023-24</b>	<b>Previous Year 2022-23</b>
<b>A. CURRENT LIABILITIES</b>		
1. Deposits from Students/SECURITY FEES	35,13,000.00	20,04,000.00
2. Sundry Creditors		
a) For Goods & Services	132,31,844.11	139,07,199.11
b) Others	33,147.00	33,147.00
(i) Chq. Issued but not yet Presented	3227,82,998.10	659,81,773.21
(ii) Other Current Liabilities	1056,25,482.00	872,27,441.55
3. Statutory Liabilities		
a) CPF Payable	6,29,333.00	91,410.00
b) GPF/GIS Payable	3,67,942.00	-
c) Labour Cess	6,403.00	6,403.00
d) Interest on CPF A/C	-	-
e) TDS Payable	12,74,340.34	9,86,344.00
f) Benevolent Fund Payable	3,220.00	-
g) Income tax payable	-	-
h) Professional Tax Payable	-	-
i) GST payable	73,99,042.00	137,24,112.00
j) Bonus held up	-	6,30,498.00
k) Epf Payable/ held up	2,71,008.00	-
4. Other Current Liabilities		
a) RTGS rejected	299,16,627.05	274,24,575.05
b) Earnest Money Deposit	32,03,232.00	26,79,450.00
c) Current Liabilities- GZS Bathinda Campus	5,28,925.00	5,28,925.00
d) Grant in Aid	166,07,763.12	148,41,162.70
e) Grants in Aid UGC	7,10,727.00	6,00,000.00
f) Grants in Aid NSS	23,36,611.00	23,36,611.00
g) Scholarship	7,02,520.00	7,02,520.00
h) Security - Regional Centres	-	-
i) Security - Contractors & Others	340,86,963.00	304,24,977.00
j) AICTE Grant ( FDP )	-	4,60,711.00
<b>TOTAL (A)</b>	<b>5432,31,127.72</b>	<b>2645,91,259.62</b>
<b>B. PROVISIONS</b>		
1. Other Payables-Regional Centers	42,48,272.00	44,90,498.00
2. Expenses Payable/Provisions	3095,65,344.23	4482,63,610.70
<b>TOTAL (B)</b>	<b>3138,13,616.23</b>	<b>4527,54,108.70</b>
<b>TOTAL (A+B)</b>	<b>8570,44,743.95</b>	<b>7173,45,368.32</b>




  
 Finance Officer  
 I.K. Gujral Punjab Technical University  
 Jalandhar



**I.K. GUJRAL PUNJAB TECHNICAL UNIVERSITY**

3 <b>Fixed Assets</b>	<b>Current Year 2023-24</b>	<b>Previous Year 2022-23</b>
Air Conditioning Equipments	36,32,704.92	42,73,770.92
Books		
a) Academic & Admin	5,54,547.87	7,85,910.87
b) Constituent Campus	2,20,022.59	3,66,704.59
c) Teaching deptt.	6,168.00	10,280.00
Buildings		
1. Main Campus ( Kapurthala)	19578,19,469.87	7018,89,266.87
2. Constituent Campus		
a) Mohali Campus	167,46,256.00	178,68,945.00
b) Amritsar	246,57,361.00	273,97,068.00
c) Dinanagar	15,69,053.00	17,43,392.00
d) Hoshiarpur	104,38,464.00	100,35,148.00
e) Khunimajra	126,82,227.00	140,91,363.00
f) Mansa	4,51,887.00	-
g) Ladowali Road	35,73,314.40	-
h) Sultanpur Lodhi	999,06,783.00	-
Civil work in progress		
1. Main Campus ( Kapurthala)	18,158.00	13117,73,688.00
2. Constituent Campus		
a) Amritsar	40,00,000.00	40,00,000.00
b) Hoshiarpur	-	14,80,875.00
c) Khunimajra	835,62,937.00	835,62,937.00
d) Mansa	-	4,75,671.00
e) Ladowali road	-	37,61,383.40
f) Sultanpur Lodhi	-	925,95,035.00
g) Chamkaur Sahib	5728,38,262.00	4965,88,500.00
h) Raikot	210,12,776.00	210,12,776.00
i) Mohali	-	4,73,033.00
j) B.R. Ambdekar Museum	100,00,000.00	100,00,000.00
Computers		
1. Main Campus ( Kapurthala)	201,01,009.00	288,11,117.00
2. Constituent Campus	95,345.67	1,32,184.67
Electrical Fittings	29,22,611.00	33,27,373.00
Equipments (Mohali)	28,855.00	33,947.00
Furniture & Fixtures		
1. Main Campus ( Kapurthala)	478,86,446.27	390,34,916.07
2. Constituent Campus	142,64,700.00	229,31,089.20
Generator Sets	6,85,448.77	8,06,410.77
Lab Equipments	796,46,901.88	929,57,408.88
Land	1626,37,280.00	1626,37,280.00

*Shahin*  

 A circular professional seal for a Chartered Accountant. The text around the border reads "INDEPENDENT MEMBER OF THE INSTITUTE OF CHARTERED ACCOUNTANTS". In the center, it says "FRN 017212N".

*A*  

 A handwritten signature in blue ink.

Finance Officer  
 I.K. Gujral Punjab Technical University  
 Jalandhar



Lift Equipments	6,19,182.00	7,28,450.00
Laptop & Desktop		
1. Main Campus ( Kapurthala)	25,76,139.00	33,52,500.00
2. Constituent Campus		
a) Mohali Campus	5,979.00	9,965.00
b) Batala	5,524.00	9,206.00
c) Hoshiarpur	75,854.00	27,424.00
d) Amritsar	7,698.00	12,830.00
Office Equipments		
1. Main Campus ( Kapurthala)	201,49,756.50	289,62,323.48
2. Constituent Campus	94,43,145.76	112,05,576.76
Vehicles	52,00,763.33	52,10,370.35
Tubewell	4,06,276.00	4,57,634.00
Kitchen Bakery, Barware ,Glassware items	8,46,275.39	4,55,318.39
Machinery	17,01,216.00	18,91,303.00
Fixed Assets- Regional Centres	118,11,872.76	126,05,122.14
<b>Total</b>	<b>32048,08,670.98</b>	<b>32197,85,497.36</b>

4 <b>Investments</b>	<b>Current Year 2023-24</b>	<b>Previous Year 2022-23</b>
1. Central Govt. securities	-	44684,42,000.00
2. State Govt. Securities	15497,57,828.99	-
3. Other approved Securities (FDR)	84728,32,412.98	30930,95,716.84
4. Shares	-	-
5. Debentures & Bonds	-	-
<b>Total</b>	<b>100225,90,241.97</b>	<b>75615,37,716.84</b>

5 <b>Current Assets</b>	<b>Current Year 2023-24</b>	<b>Previous Year 2022-23</b>
1. Sundry Debtors	4271,47,071.61	3901,35,444.01
2. Cash in hand-RC	2,58,621.07	2,57,551.51
3. Other Current Assets- RC	164,17,251.27	58,79,956.75
4. Other Current Assets	2258,88,010.02	2258,66,901.70
5. Bank Balance		
a) With Scheduled Banks:		
- In Current Accounts	-	-
- In term deposit Accounts-RC	1608,89,240.00	1621,37,400.00
- In term deposit Accounts	-	-
- In saving account- RC	220,69,788.15	232,40,335.29
- In Saving Accounts	5457,05,948.79	5548,71,425.63
b) With non-Scheduled Banks:		
- In Current Accounts	-	-
- In term deposit Accounts	-	-
- In Saving Accounts	-	-
	-	-
<b>Total</b>	<b>13983,75,930.91</b>	<b>13623,89,014.89</b>






Finance Officer  
 I.K. Gujral Punjab Technical University  
 Jalandhar



6 LOANS,ADVANCES & DEPOSITS	Current Year 2023-24	Previous Year 2022-23
1. Advances and other amounts recoverable in cash or in kind for value to be recd.	-	-
a) On Capital Accounts	-	-
b) To Suppliers	-	-
c) TDS/TCS	6351,53,561.43	3448,96,617.83
d) Others	6732,47,317.33	6524,42,581.19
2. Income Accrued		
a) On Investments from earmarked/ Endowment fund	-	21459,43,732.00
b) On Investments - Others	-	-
c) On Loans & Advances	-	-
d) Others	-	-
3. Prepaid Expenses		
a) On Insurance	-	35,793.00
b) Other expenses	-	-
4. Other Receivables		
a) Recoverable From Banks	92,19,367.56	84,69,606.90
b) Rejected DD	27,47,125.00	27,47,125.00
c) DD Deposited but not yet Credited	551,15,891.00	573,13,378.00
d) DEP/Academic Fees Recoverable	-	-
e) Receivables/Advances - Regional Centres	440,20,171.70	447,69,635.64
f) Grants Recoverable	1,44,000.00	1,44,000.00
g) Other recoverable	1,46,198.00	13,22,297.66
h) Interest on Security Recoverable (PSEB)	-	-
i) LIC(Group Leave Encashment Scheme)	591,20,874.00	-
j) Service Tax Deposit	2075,68,777.00	2075,68,777.00
k) Income Tax	1729,63,241.00	1729,63,241.00
l) Post Matric Scholarship Scheme	485,14,999.00	485,14,999.00
m) GST Payable in Advance	152,65,285.82	123,42,960.00
5. Deposits		
a) Telephone	2,14,189.00	2,34,189.00
b) PSEB Security	89,32,242.00	86,92,853.00
c) Others	33,10,993.27	26,90,021.00
<b>Total</b>	<b>19356,84,233.11</b>	<b>37110,91,807.22</b>

*Shankar*



*A*

*D*

Finance Officer  
I.K. Gujral Punjab Technical University  
Jalandhar



**I.K. GUJRAL PUNJAB TECHNICAL UNIVERSITY**

7 <b>Academic Receipts</b>	<b>Current Year 2023-24</b>		<b>Previous Year 2022-23</b>	
	<b>Fee From Students</b>			
<b>Academic</b>				
1. Tution Fee	2038,17,170.11		1804,02,636.15	
2. Admission Fee	822,03,959.00		773,61,000.00	
3. Ph.d Fees/Thesis Fee	77,51,400.00		126,69,178.90	
4. Application processing fee	38,61,000.00		28,50,000.00	
5. Inspection fee	42,71,000.00		38,55,000.00	
6. Registration fee	8,79,000.00		66,19,000.00	
7. Affiliation Continuation/ Provisional Affiliation Fee	866,66,000.00		734,40,170.00	
8. Certificate fee	716,62,822.92		765,49,477.00	
9. Counselling Fees	62,72,000.00		58,70,000.00	
<b>Total (A)</b>	<b>4673,84,352.03</b>		<b>4396,16,462.05</b>	
<b>Examinations</b>				
1. Revaluation Fee	269,49,707.00		100,80,250.00	
2. SRF Fess	1276,57,062.00		974,49,400.00	
3. Examination Fee	3190,12,490.00		2175,14,355.00	
5. Centre Creation Fees	9,27,700.00		27,12,100.00	
<b>Total (B)</b>	<b>4745,46,959.00</b>		<b>3277,56,105.00</b>	
<b>Other Fees</b>				
1. Other Academic Receipts/Fine	33,06,954.72		85,94,656.01	
2. Sale of Tender Documents	25,000.00		25,000.00	
3. Consultancy Fee	65,000.00		15,000.00	
4. Sports Fees+	19,26,000.00		16,05,000.00	
5. Youth Festival Fees	19,26,000.00		16,05,000.00	
6. Fees from Foreign Language Course	27,000.00		2,45,679.00	
7. Hostel & Mess Fees	225,00,875.00		183,03,687.00	
8. Regional Centre	87,92,544.00		15,08,048.00	
9. Bus Fees	9,38,000.00		-	
<b>Total (C)</b>	<b>395,07,373.72</b>		<b>319,02,070.01</b>	
<b>Sale of Publications</b>				
1. Sale of syllabus and question paper	-		-	
2. Sale of prospectus including admission forms	-		-	
<b>Total (D)</b>	<b>-</b>		<b>-</b>	
<b>Total (A+B+C+D)</b>	<b>9814,38,684.75</b>		<b>7992,74,637.06</b>	

8 <b>Income from Investments</b>	<b>Current Year 2023-24</b>		<b>Previous Year 2022-23</b>	
	<b>Designated/ Earmarked Funds</b>	<b>General Fund</b>	<b>Designated/ Earmarked Funds</b>	<b>General Fund</b>
1. Interest				
a) on Govt. Securities	316,46,667.67	-	-	-
b) Other Bonds	5395,89,910.00	-	4990,14,308.00	-
2. Income Received	-	-	-	-
a) Each fund separately	-	-	-	-
3. Income Accrued	-	-	-	-
a) Each fund separately	-	-	-	-
4. Others	-	-	-	-
a) Interest on Fixed Deposits with Scheduled Banks	3398,69,681.97	-	1201,67,013.76	-
<b>Total</b>	<b>9111,06,259.64</b>	<b>-</b>	<b>6191,81,321.76</b>	<b>-</b>






Finance Officer  
 I.K. Gujral Punjab Technical University  
 Jaipur



9	<b>Other Income</b>	<b>Current Year 2023-24</b>	<b>Previous Year 2022-23</b>
	A. Interest on Term Deposits		
	a) with scheduled banks	-	-
	b) with non scheduled banks	-	-
	c) with institutions	-	-
	B. Interest on Security (PSEB)	2,36,567.00	-
	C. Interest on Saving Accounts with Banks		
	a) With Scheduled Banks	219,88,176.57	999,01,042.00
	D. Interest from LIC	-	-
	E. Other Misc Fee	-	-
	a) RTI fees	-	-
	b) Regional Centre	-	-
	c) Other Misc. Receipts	4,79,514.57	4,28,930.17
	d) Sale of Scrap	15,47,242.50	25,950.00
	e) Crech fee	20,000.00	27,500.00
	<b>f) Rent Income</b>		
	-Bank	48,400.00	2,90,400.00
	-Canteen	2,71,483.00	69,680.00
	g) Interest on Income Tax Refund	-	5,18,436.00
	<b>Total</b>	<b>245,91,383.64</b>	<b>1012,61,938.17</b>

10	<b>Staff Payments &amp; Benefits</b>	<b>Current Year 2023-24</b>	<b>Previous Year 2022-23</b>
	a) Salary - Regular & Adhoc Staff (incl. PF)	5287,91,051.00	4963,18,128.00
	b) Salary/Wages - Manpower Agency	1299,56,298.47	1433,16,401.35
	c) Medical Reimbursement Expenses	108,25,343.00	26,32,951.00
	d) Staff Welfare	9,07,841.00	19,85,579.00
	e) Honorarium	158,79,343.00	-
	f) Leave Encashment	-	237,76,391.24
	g) Gratuity	-	40,63,313.28
	h) Premium (Gratuity and Leave Encashment)	-	-
	i) LTC Facility	11,86,615.00	63,61,008.00
	j) Bonus	-	-
	<b>Total</b>	<b>6875,46,491.47</b>	<b>6784,53,771.87</b>

*Shankar*



*JK*

*D*

Finance Officer  
I.K. Gujrat Punjab Technical University  
Jalandhar



**I.K. GUJRAL PUNJAB TECHNICAL UNIVERSITY**

11 <b>Academic Expenses</b>	<b>Current Year 2023-24</b>	<b>Previous Year 2022-23</b>
a) Laboratory Expense etc.	6,34,338.00	5,55,177.00
b) Affiliation Fee	-	1,00,000.00
c) Scholarship	169,74,900.00	202,04,150.00
d) Examination	-	26,20,003.00
e) Evaluation/Revaluation/Confidential work	960,66,944.00	530,64,971.00
f) Admission Expense etc.	96,525.00	-
g) Subscription Expense etc./membersip subscription	1,62,290.00	21,696.00
<b>h) Others</b>		
Inspection Expense etc./academic audit	26,55,111.00	18,07,794.00
Research E Journal, Subscription, Membership	33,95,930.52	-
Faculty Training & Development Expense etc./training placement	2,31,881.00	13,22,881.00
Entrepreneurship Development and Incubation Centre	50,020.00	32,849.00
Industry Defined Projects & Techpedia Etc.	65,759.00	
Honorarium/ TA/DA to Guest Faculty	286,19,350.00	229,08,875.00
Refund of Security	18,39,135.00	12,17,329.72
Cultural Affairs Expense etc.	17,18,983.00	21,81,408.00
Counselling Expense etc.	2,000.00	2,000.00
NSS & NCC Expense etc.	5,33,111.00	2,50,200.00
Hostel Expense etc.	3,06,281.00	3,67,033.66
Meeting Expense etc.	65,18,046.30	89,44,075.89
Sports Affair	33,19,201.00	11,71,113.00
Course Material/Digital Content/LMS	-	1,05,000.00
Conferences & Training Expense etc./Alumini Association	7,87,040.00	3,91,545.00
Software & IT charges/Networking	46,61,069.00	56,62,592.00
Membership fee/ Academic visit	-	79,060.00
Library Expense etc.	1,88,997.00	43,109.00
Expenditure - Regional Centres	26,311.56	2,59,527.73
<b>Total</b>	<b>1688,53,223.38</b>	<b>1233,12,390.00</b>



  
  
 Finance Officer  
 I.K. Gujral Punjab Technical University  
 Jalandhar



**I.K. GUJRAL PUNJAB TECHNICAL UNIVERSITY**

12	<b><u>Office &amp; Administrative Expenses</u></b>	<b>Current Year 2023-24</b>	<b>Previous Year 2022-23</b>
	a) Electricity & Water Charges	369,13,666.73	392,75,322.00
	b) Postage & telephone	27,02,533.00	25,47,497.00
	c) Printing & stationary	142,04,328.00	54,31,780.68
	d) Professional Charges	-	21,04,450.00
	e) Advertisement & Publicity	58,20,603.00	68,60,129.00
	f) Newspaper/Magzines & Journals	13,125.00	1,56,133.00
	g) Legal Expenses etc.	28,13,070.00	45,84,970.00
	h) Function Expenses etc.	9,32,441.00	9,09,149.00
	i) Audit Fee & Consultancy exp. Etc.	6,79,874.00	9,14,940.00
	j) Telephone expense etc.	19,80,019.00	22,68,790.00
	k) Other Expense etc.		
	NBA & NAAC Exp. Etc.	-	13,25,036.33
	Office Expenses etc.	14,57,674.00	33,96,271.52
	TA/DA	14,07,844.00	16,90,404.00
	Horticulture	4,80,381.00	4,39,507.00
	Depreciation	1968,39,749.00	1406,53,844.00
	Depreciation -Regional Centre	22,28,946.41	24,11,762.54
	Other Admin Exp./ Mindlogics Exp. Etc.	2290,06,536.00	93,250.00
	Training & placement expense etc.	2,61,557.00	11,65,828.00
	<b>Total</b>	<b>4977,42,347.14</b>	<b>2162,29,064.07</b>

13	<b><u>Transportation Expenses</u></b>	<b>Current Year 2023-24</b>	<b>Previous Year 2022-23</b>
	1. Vehicles (owned by educational instituon)		
	a) Running expenses etc.	23,87,658.00	22,07,173.00
	b) Repairs & Maintenance	3,82,845.00	8,07,081.00
	c) Insurance Expenses etc.	3,08,945.00	2,83,769.00
	2. Vehicle (Rent /lease expenses)	65,92,906.00	38,37,640.00
	<b>Total</b>	<b>96,72,354.00</b>	<b>71,35,663.00</b>

14	<b><u>Repairs &amp; Maintenance</u></b>	<b>Current Year 2023-24</b>	<b>Previous Year 2022-23</b>
	Repairs & Maintenance/AMC Expenses etc.	150,87,764.00	125,15,277.00
	<b>Total</b>	<b>150,87,764.00</b>	<b>125,15,277.00</b>

15	<b><u>Finance Costs</u></b>	<b>Current Year 2023-24</b>	<b>Previous Year 2022-23</b>
	Bank charges etc.	41,435.78	94,299.08
	<b>Total</b>	<b>41,435.78</b>	<b>94,299.08</b>

16	<b><u>Other Expenses</u></b>	<b>Current Year 2023-24</b>	<b>Previous Year 2022-23</b>
	Others misc. Exp. Etc.	2,72,391.29	11,66,562.65
	<b>Total</b>	<b>2,72,391.29</b>	<b>11,66,562.65</b>

*Shankar*

1+2 = 15568145.00

am. 155.68 lakh.

*Signature*

Finance Officer  
 I.K. Gujral Punjab Technical University  
 Jalandhar