

# **Study Scheme & Syllabus of** **Bachelor of Technology** **Civil Engineering**

**Batch 2021 onwards**  
**(3<sup>rd</sup> -8<sup>th</sup> Semester)**

For

**University Main Campus,**  
**Constituent Campuses and**  
**Affiliated colleges**



Department of Academics

**I.K. Gujral Punjab Technical University**

## Study scheme

Third Semester											
S. No.	Category	Subject Code	Course Title	Hours per week			Marks			Credits	
				L	T	P	Int	Ext	Total		
1	Professional Core courses	BTCE-301-18	Surveying & Geomatics	3	1	0	40	60	100	4	
2	Professional Core courses <sup>#</sup>	BTCE-302-18	Solid Mechanics <sup>#</sup>	3	0	0	40	60	100	3	
3	Professional Core courses <sup>#</sup>	BTCE-303-18	Fluid Mechanics <sup>#</sup>	3	0	0	40	60	100	3	
4	Basic Science Course <sup>#</sup>	BTAM-301-18	Mathematics III <sup>#</sup> (Transform & Discrete Mathematics)	4	0	0	40	60	100	4	
5	Engineering Science Course	BTEC-305-18	Basic Electronics & applications in Civil Engineering	3	0	0	40	60	100	3	
6	Humanities and Social Sciences including Management	HSMC-132-18	Civil Engineering-Introduction, Societal & Global Impact	3	0	0	40	60	100	3	
7	Professional Core courses	BTCE-306-18	Surveying & Geomatics Lab	0	0	2	30	20	50	1	
8	Professional Core courses	BTCE-307-18	Fluid Mechanics Lab	0	0	2	30	20	50	1	
9	Professional Core courses	BTCE-308-18	Solid Mechanics Lab	0	0	2	30	20	50	1	
10		BMPD-301-18	Mentoring and Professional Development	0	0	2	Satisfactory/ Unsatisfactory			-	
11	Professional Skill Enhancement	BTCE-332-18	Training – I*	-	-	-	60	40	100	Satisfactory/Unsatisfactory	
<b>Total</b>				<b>28</b>	<b>19</b>	<b>1</b>	<b>8</b>	<b>390</b>	<b>460</b>	<b>850</b>	<b>23</b>

**\* Students have already completed 3 weeks institutional training and field and market survey in Summer vacation which is to be evaluated by viva-voce conducted along End semester exam of Third semester.**

*Note : # These are the minimum contact hrs. allocated.*

*The contact hrs. may be increased by institute as per the need based on the content of subject.*

Fourth Semester											
S No	Category	Subject Code	Course Title	Hours Per Week			Marks			Credits	
				L	T	P	Int	Ext	Total		
1	Professional Core courses	BTCE-401-18	Concrete Technology	3	0	0	40	60	100	3	
2	Professional Core courses	BTCE-402-18	Material, Testing & Evaluation	4	0	0	40	60	100	4	
3	Professional Core courses	BTCE-403-18	Hydrology & Water Resources	3	1	0	40	60	100	4	
4	Professional Core courses	BTCE-404-18	Transportation Engineering	3	1	0	40	60	100	4	
5	Professional Core courses	BTCE-405-18	Disaster Preparedness & Planning	3	0	0	40	60	100	3	
6	Basic Sciences (Mandatory Courses)	EVS-101-18	Environment Science (Non- credit)	3	0	0	100	-	100	0	
7	Professional Core courses	BTCE-406-18	Concrete Testing Lab	0	0	2	30	20	50	1	
8	Professional Core courses	BTCE-407-18	Transportation Lab	0	0	2	30	20	50	1	
9	Professional Skill Enhancement	BTCE-432-18	Training –II*	0	0	0	-	-	-	-	
10		BMPD-401-18	Mentoring and Professional Development	0	0	2	Satisfactory/ Unsatisfactory			-	
			<b>Total</b>	<b>26</b>	<b>18</b>	<b>2</b>	<b>6</b>	<b>310</b>	<b>340</b>	<b>650</b>	<b>20</b>

\* 2 weeks survey camp and 4 weeks industrial/institutional training for which viva will be conducted along End semester examination of Fifth semester.

Fifth Semester											
S No	Category	Subject Code	Course Title	Hours Per Week			Marks			Credits	
				L	T	P	Int	Ext	Total		
1	Professional Core courses	BTCE-501-18	Engineering Geology	3	0	0	40	60	100	3	
2	Professional Core courses	BTCE-502-18	Elements of Earthquake Engineering	3	0	0	40	60	100	3	
3	Professional Core courses	BTCE-503-18	Construction Engineering & Management	3	0	0	40	60	100	3	
4	Professional Core courses	BTCE-504-18	Environmental Engineering	4	0	0	40	60	100	4	
5	Professional Core courses	BTCE-505-18	Structural Engineering	3	1	0	40	60	100	4	
6	Professional Core courses #	BTCE-506-18	Geotechnical Engineering#	3	0	0	40	60	100	3	
7	Professional Core courses	BTCE-507-18	Geotechnical Lab	0	0	2	30	20	50	1	
8	Professional Core courses	BTCE-508-18	Environmental Engineering Lab	0	0	2	30	20	50	1	
9	Professional Core courses	BTCE-509-18	Structural Lab	0	0	2	30	20	50	1	
10		BMPD-501-18	Mentoring and Professional	0	0	2	Satisfactory/ Unsatisfactory			-	
11	Professional Skill Enhancement	BTCE-532-18	Training – II*	-	-	-	60	40	100	Satisfactory/Unsatisfactory	
<b>Total</b>				<b>28</b>	<b>19</b>	<b>1</b>	<b>8</b>	<b>390</b>	<b>460</b>	<b>850</b>	<b>23</b>

\* Students have already completed 2 weeks survey camp and 4 weeks summer internship in Summer vacation which is to be evaluated by viva-voce conducted along End semester exam of Fifth semester.

**Note : # These are the minimum contact hrs. allocated.**

**The contact hrs. may be increased by institute as per the need based on the content of subject.**

Sixth Semester											
S No	Category	Subject Code	Course Title	Hours Per Week			Marks			Credits	
				L	T	P	Int	Ext	Total		
1	Professional Core course	BTCE- 601-18	Engineering Economics, Estimation & Costing	3	1	0	40	60	100	4	
2	Professional Elective courses	PECE-602 X-18	Elective –I	3	1	0	40	60	100	4	
3	Professional Elective courses	PECE- 603 Y-18	Elective –II	3	1	0	40	60	100	4	
4	Professional Elective courses	PECE- 604 Z-18	Elective – III	3	1	0	40	60	100	4	
5	Open Elective Courses	OEZZ-XXX1	Open Elective-I	3	0	0	40	60	100	3	
6	Open Elective courses	OEZZ-XXX2	Open Elective – II	3	0	0	40	60	100	3	
7	Mandatory Courses (Non-credit)	BTMC-101-18	Constitution of India	3	0	0	100	-	100	0	
8		BMPD-601-18	Mentoring and Professional Development	0	0	2	Satisfactory/ Unsatisfactory	S/US		S/US	
			<b>Total</b>	<b>27</b>	<b>21</b>	<b>4</b>	<b>2</b>	<b>290</b>	<b>360</b>	<b>650</b>	<b>22</b>

Institute/Department to decide regarding sending students for One Semester Training in 7<sup>th</sup> or 8<sup>th</sup> Semester.

Seventh Semester/Eighth Semester											
S No	Category	Subject Code	Course Title	Hours Per Week			Marks			Credits	
				L	T	P	Int	Ext	Total		
1	Professional Elective courses	PECE-701X-18	Elective – IV	3	1	0	40	60	100	4	
2	Professional Elective courses	PECE-702Y-18	Elective – V	3	1	0	40	60	100	4	
3	Open Elective courses	OECE-701-18	Open Elective – III(Metro system and Engg)*	3	0	0	40	60	100	3	
4	Professional Elective courses	PECE-703Z-18	Elective – VI	3	1	0	40	60	100	4	
5	Professional core course	BTCE-704-18	Project	0	0	8	40	60	100	7	
6	Humanities and Social Sciences including Management courses HSMC255	HSMC-255	Professional Practice, Law & Ethics	2	0	0	40	60	100	2	
7	Mandatory Courses (Non-credit)	BTMC-701-18	Management- I (Organizational Behavior)	2	0	0	50	-	50	0	
			<b>Total</b>	<b>27</b>	<b>16</b>	<b>3</b>	<b>8</b>	<b>290</b>	<b>360</b>	<b>650</b>	<b>24</b>

**Note \* Metro system and Engg is compulsory open elective for Civil Students**

Institute/Department/Student may decide for Industry oriented courses in lieu of One Semester Training in 7<sup>th</sup> or 8<sup>th</sup> Semester (Subject to approval from Competent Authority).

Seventh/ Eighth Semester								
S No	Category	Subject Code	Course Title	Evaluation Internal		External		Credits
				Institute	Industry	Ext	Total	
1	Training (one semester)	BTCE-801-18	Software Training And Project	100	50	100	250	16
			Industrial training and Project	100	50	100	250	
			<b>Total</b>	<b>200</b>	<b>100</b>	<b>200</b>	<b>500</b>	<b>16</b>

Or  
 Students may obtain relevant credits from MOOC/SWAYAM  
 Or

Seventh/ Eighth semester										
S No	Category	Subject Code	Course Title	Hours Per Week			Marks			Credits
				L	T	P	Int	Ext	Total	
1	Professional Core courses	BTCE-802-18	Smart City	3	1	0	40	60	100	4
2	Project	BTCE-803-18	Project	0	0	24	60	40	100	12
3	Mandatory course	BMPD-803-18	Mentoring and Professional Development	0	0	2	Satisfactory/ Unsatisfactory			S/US
			<b>Total</b>	<b>30</b>	<b>3</b>	<b>1</b>	<b>26</b>			<b>16</b>

---

**PROFESSIONAL (or PROGRAM) ELECTIVE (PE) COURSES  
[CIVIL ENGINEERING]**

The Professional Electives are categorized into six different tracks viz. : Geotechnical engineering (PE1), Structural Engineering (PE2) and construction Engg and Management (PE3) to offer in 6<sup>th</sup> semester and the remaining three tracks i.e Transportation Engineering (PE4), Environmental Engg (PE5) & water Resources (PE6) to offer in 7<sup>th</sup> semester

The Program Elective Groups/courses have been categorized/developed keeping in mind the employment prospects of the students. The Program design in B.Tech. CE aims at providing domain specific knowledge to a student at UG level in progression. The Program/course design has been carried out jointly by the Academia in close coordination with Industry to provide a leading edge to the students and to prepare them as per the Industry needs

**Professional Elective Course Tracks –Civil Engineering [PEC-CE]**

<b>Track</b>	<b>Code Number</b>	<b>Professional Core Course</b>	<b>Semester</b>	<b>Credits</b>
<b>Track-I</b>	PECE-602X-18	Geotechnical engineering	6	4
<b>Track-II</b>	PECE-603Y-18	Structural Engineering	6	4
<b>Track-III</b>	PECE-604Z-18	Construction Engg and Management	6	4
<b>Track-IV</b>	PECE-701X-18	Transportation Engineering	7	4
<b>Track-V</b>	PECE-702Y-18	Environmental Engg	7	4
<b>Track-VI</b>	PECE-703Z-18	Water Resources	7	4
<b>Total Credits</b>				<b>24</b>



## **Basket of Professional Elective for different Tracks**

Tracks	Basket of Professional Electives					
Track - I	Foundation Engg PECE-602A-18	Ground Improvement Techniques PECE-602B-18	Advanced Soil Mechanics PECE -602C-18	Geosynthetic Engineering PECE -602D-18	Geo-Environment Engineering PECE -602E-18	Rock Mechanics PECE-602F-18
Track -II	Design of concrete structure PECE -603A-18	Design of steel Structures PECE -603B-18	Advanced Structural Analysis PECE -603C-18	Structure Analysis And Design PECE -603D-18	Prestressed structures PECE -603E-18	Bridge Engg PECE -603F-18
Track -III	Construction Equipment and Automation PECE -604A-18	Sustainable Construction methods PECE -604B-18	Repair and rehabilitation of structures PECE -604C-18	Construction Cost Analysis PECE -604D-18	Contracts Management PECE-604E-18	Construction Engineering Materials PECE -604F-18
Track -IV	Pavement and geometric design of Highways PECE -701A-18	Airport planning and Design PECE -701B-18	Intelligent Transportation On systems PECE -701C-18	Highway Construction and Management PECE -701D-18	High Speed Rail Engg PECE -701E-18	Traffic Engg And Management PECE -701F-18
Track -V	Environment Law and Policy PECE-702A-18	Rural water Supply And onsite Sanitation System PECE-702B-18	Water and air Quality Modelling PECE-702C-18	Solid and Hazardous Waste Management PECE-702D-18	EIA and LCA PECE-702E-18	Sustainable Engg and Technologies PECE-702F-18
Track -VI	Design of Hydraulic structures PECE-703A-18	River Engg. PECE-703B-18	Ground Water PECE-703C-18	Hydraulic Modelling PECE-703D-18	Transients in Closed conduits PECE-703E-18	Urban Hydrology and hydraulics PECE-703F-18

**LIST OF OPEN ELECTIVE COURSES FOR STUDENTS OF OTHER PROGRAMMS**

**Offered by Civil Engineering Department for Even Semester**

S.No.	Course Title	Subject Code	Semester	Hours Per Week			Credits
				L	T	P	
1	Civil Engineering- Introduction, Societal & Global Impact	HSMC- 132-18	Even	3	0	0	3
2	Disaster Preparedness & Planning	BTCE- 405-18	Even	3	0	0	3
3	Remote Sensing & GIS	OECE-609-18	Even	3	0	0	3
4	Construction Engineering & Management	BTCE- 503-18	Even	3	0	0	3
5	Concrete Technology	BTCE-401-18	Even	3	0	0	3

**Odd semester List**

S.No.	Course Title	Subject Code	Semester	Hours Per Week			Credits
				L	T	P	
1	Metro system and Engg	OECE-701-18	ODD	3	0	0	3
2	Traffic Management	OECE- 702-18	ODD	3	0	0	3
3	Road Safety	OECE-703-18	ODD	3	0	0	3
4	Environmental Impact Assessment	OECE-704-18	ODD	3	0	0	3
5	Construction Materials	OECE-705-18	ODD	3	0	0	3



---

# ***3rd Semester Syllabus***

## ***B. Tech Civil Engineering***



Third Semester							
S. No.	Category	Code	Course Title	Hours per week			Credits
				L	T	P	
1	Professional Core courses	BTCE-301-18	<b>Surveying &amp; Geomatics</b>	3	1	0	4

External Marks: 60, Internal Marks: 40, Total Marks: 100

#### Course Outcome

The course will enable the students to:

1. Understand the concept, various methods and techniques of surveying
2. Compute angles, distances and levels for given area
3. Apply the concept of tachometry survey in difficult and hilly terrain.
4. Select appropriate instruments for data collection and survey purpose
5. Analyze and retrieve the information from remotely sensed data and interpret the data for survey.
6. Understand the concepts related to GIS and GPS and analyze the geographical data.

#### Content

**Unit-I: Introduction to Surveying:** Principles, Survey stations, Survey lines- ranging, direct & indirect ranging, Bearing and its measurement with prismatic compass, calculation of angles from bearings, Local Attraction Levelling:, Principles of levelling- booking and reducing levels; differential, reciprocal leveling, profile levelling and cross sectioning. Digital and Auto Level, Errors in levelling; contouring: Characteristics, methods, uses; areas and volumes. Setting up the plane table and methods of plane tabling (Radiation and three point problem only).

**Unit-II: Triangulation and Trilateration:** Theodolite survey: Instruments, Measurement of horizontal and vertical angle; Balancing of Traverse, Omitted Measurements, Tachometry: Definition, determination of tachometer constants and reduced level from tachometric observations. Triangulation - network- Signals. Baseline - choices - extension of base lines - corrections - Trigonometric leveling .

**Unit-III: Curves:** Elements of simple and compound curves – Method of setting out Transition curve – length of curve – Elements of transition curve.

**Photogrammetry Surveying:** Introduction, Basic concepts, flight planning; Stereoscopy, photographic mapping- mapping using paper prints, mapping using stereoplotters instruments, mosaics, map substitutes.

**Unit-IV: Modern Field Survey Systems:** Principle of Electronic Distance Measurement, Modulation, Types of EDM instruments, Distomat, Total Station – Parts of a Total Station – Accessories – Advantages and Applications, Field Procedure for total station survey, Errors in Total Station Survey; Global Positioning Systems- Segments, GPS measurements, errors and biases, Surveying with GPS, LADAR (drone and vehicle based)

**Remote Sensing:** Introduction – Electromagnetic Spectrum, interaction of electromagnetic radiation with the atmosphere and earth surface, remote sensing data acquisition: platforms and sensors.

#### References & Books

1. Duggal, S.K., Surveying Vol I & II, Tata McGraw Hill
2. Punmia, B.C., Jain, Ashok Kumar and Jain, Arun Kumar, Surveying Vol. I, II & III, Laxmi Publications
3. Agor, R., Surveying, Khanna Publishers
4. Bhavikatti, S.S. Surveying & Levelling Volume I & II

Third Semester							
S. No.	Category	Code	Course Title	Hours per week			Credits
				L	T	P	
2	Professional Core courses#	BTCE-302-18	<b>Solid Mechanics</b>	3	0	0	3
External Marks: 60, Internal Marks: 40, Total Marks: 100							
<b>Course Outcomes</b>							
<ol style="list-style-type: none"> <li>1. Understand the concept of static equilibrium, deformations, and material constitutive behaviour.</li> <li>2. Describe the concepts of stress, strain and elastic behaviour of materials including Hooke's law relationships to analyze structural members subjected to tension, compression and torsion.</li> <li>3. Apply the concept of Mohr's circle in the stress/strain calculations.</li> <li>4. Develop SFD and BMD for different type of beams subjected to different types of loads</li> <li>5. Plot elastic curves for beams undergoing displacements under different loadings</li> <li>6. Understand the behaviour of columns and struts under axial loading.</li> </ol>							
<b>Content</b>							
<p><b>Unit-I: Concept of Equilibrium:</b> Loads, supports, reactions, displacements; General equilibrium equations; Equilibrium of a point and a member; Concept of free body diagram; Statical determinacy of a problem.</p> <p><b>Stresses and Strains:</b> Concept of stress and strain; Type of stresses and strains; Stress-strain diagrams for ductile, brittle materials; Generalized Hooke's law; Concept of working stress and factor of safety; Lateral strain, Poisson's ratio and Volumetric strain; Elastic moduli and relationship between them; Bars of varying section, composite bars, thermal stresses.</p> <p><b>Unit-II: Principal Stresses and Strains:</b> Concept of principal stresses, principal strains and principal planes; use of Mohr circle in computation of stresses and strains; Rectangular block subjected to normal stress along and across two planes, combination of normal and tangential stress also with shear stress.</p> <p><b>Shear Force and Bending Moment Diagrams:</b> Introduction to the concept of shear force, bending moment and the sign convention; Shear force and bending moment diagrams for cantilever, simply supported and overhang beams subjected to point loads, uniformly distributed loads, uniformly varying loads, moments or their combination, point of contra flexure.</p> <p><b>Unit-III: Slope and deflection-</b> Relationship between moment, slope and deflection, Moment area method, Macaulay's method. Use of these methods to calculate slope and deflection for determinant beams..</p> <p><b>Bending and Shear Stresses:</b> Assumptions - theory of simple bending; Derivation of bending equation; Centroid and section modulus of various cross sectional shapes including rectangular, circular, I, channel, angle etc.; Determination of bending stresses, bending stress distribution across various beam sections; Determination of shear stress, shear stress distribution across various beam sections.</p> <p><b>Unit-IV: Columns and Struts:</b> Stability of Columns; buckling load of axially loaded columns with various end conditions; Euler's and Rankine's formula; Columns under eccentric load, lateral load.</p> <p><b>Torsion of Circular Shafts:</b> Derivation of torsion equation and its assumptions, application of equation to circular shafts; combined torsion and bending of circular shafts, principal stress and maximum shear stress under combined loading of torsion and bending.</p> <p><b>Stresses and strains in thin cylinders:</b> spherical shells subjected to internal pressures; Normal stress, tangential stress.</p>							
<b>Text/Reference Books</b>							
<ol style="list-style-type: none"> <li>1. 'Elements of Strength of Materials', Timoshenko, S. and Young, D. H., DVNC, New York, USA.</li> <li>2. 'Solid Mechanics', Kazmi, S. M. A., TMH, New Delhi.</li> <li>3. 'Mechanics of Materials', Hibbeler, R. C., Pearson Prentice Hall.</li> <li>4. 'An Introduction to the Mechanics of Solids', Crandall, S. H., N. C. Dahl, and T. J. Lardner, McGraw Hill.</li> <li>5. 'Mechanics of Materials', Ferdinand P. Beer, E. Russel Jhonston Jr. and John T. D. Ewolf, TMH.</li> <li>6. 'Strength of Materials', James M. Gere and Barry J. Goodno, Cengage Learning India Pvt. Ltd., New Delhi.</li> <li>7. 'Strength of Materials', R. Subramanian, Oxford University Press, New Delhi.</li> </ol>							

Third Semester							
S. No.	Category	Code	Course Title	Hours per week			Credits
				L	T	P	
3	Professional Core courses #	BTCE-303-18	Fluid Mechanics	3	0	0	3

External Marks: 60, Internal Marks: 40, Total Marks: 100

### Course Outcomes

After completion of the course, student is able to

1. Understand the basic terms used in fluid mechanics and its broad principles
2. Estimate the forces induced on a plane/ submerged bodies
3. Formulate expressions using dimensionless approach and able to determine design parameters by creating replica of prototype at appropriate scale.
4. Apply the continuity, momentum and energy principles and design the pipelines used for water supply or sewage under different situation.
5. Calculate drag force exerted by fluid on the body of varying shapes and able to minimize them.
6. Design and addressing problems in open channel (lined/ unlined) of different shapes and size optimally as per site condition.

### Content

**Unit-I: Basic Concepts and Definitions** – Distinction between a fluid and a solid; Density, Specific weight, Specific gravity, Kinematic and dynamic viscosity; variation of viscosity with temperature, Newton law of viscosity; surface tension, capillarity, Bulk modulus of elasticity, compressibility.

**Fluid Statics** - Fluid Pressure: Pressure at a point, Pascals law, Piezometer, U-Tube Manometer, U-Tube Differential Manometer, Micromanometers, pressure gauges, Hydrostatic pressure and force: horizontal, vertical and inclined surfaces. Buoyancy and stability of floating bodies.

**Unit-II: Fluid Kinematics** - Classification of fluid flow : steady and unsteady flow; uniform and non-uniform flow; laminar and turbulent flow; rotational and irrotational flow; compressible and incompressible flow; ideal and real fluid flow; one, two and three dimensional flows; Stream line, path line, streak line and stream tube; stream function, velocity potential function. One-, two- and three -dimensional continuity equations in Cartesian coordinates

**Fluid Dynamics** - Surface and body forces; Equations of motion - Euler's equation; Bernoulli's equation – derivation; Energy Principle; Practical applications of Bernoulli's equation : venturimeter, orifice meter and pitot tube; Momentum principle; Forces exerted by fluid flow on pipe bend; Dimensional Analysis and Dynamic Similitude - Definitions of Reynolds Number, Froude Number, Mach Number, Weber Number and Euler Number; Buckingham's  $\pi$ -Theorem.

**Unit-III: Laminar Flow & Turbulent Flow** - Laminar flow through: circular pipes, parallel plates. Stoke's law, Reynolds experiment, Transition from laminar to turbulent flow. Prandtl's mixing length theory, universal velocity distribution equation. Resistance to flow of fluid in smooth and rough pipes, Moody's diagram. Flow through Pipes: Loss of head through pipes, Darcy-Wiesbach equation, minor losses, total energy equation, hydraulic gradient line, Pipes in series, equivalent pipes, pipes in parallel

**Boundary Layer Analysis**- Assumption and concept of boundary layer theory. Boundary-layer thickness, displacement, momentum & energy thickness, laminar and Turbulent boundary layers on a flat plate; Laminar sub-layer, smooth and rough boundaries. Local and average friction coefficients. Separation and Control.

**Unit-IV: Open Channel Flow** - Introduction, Comparison between open channel flow and pipe flow, geometrical parameters of a channel, Uniform Characteristics of uniform flow, Chezy's formula, Manning's formula. Most economical section of channel. Specific energy, Specific energy curve, critical flow, discharge curve Specific force Specific depth, and Critical depth. Channel Transitions. Theory of hydraulic jump, Elements and characteristics of hydraulic jump in a rectangular Channel, length and height of jump, location of jump, Types, applications and location of hydraulic jump. Energy dissipation and other uses.

### References:

1. Fluid Mechanics & Hydraulic Machines : Dr. R.K. Bansal
2. Hydraulic and Fluid Mechanic by P.N. Modi & S.M. Seth
3. Engineering Fluid Mechanics by R.J. Garde & A.G. Mirajgaoker
4. Fluid Mechanics by Douglas JF, Gasiorek JM, Swaffield JP; Pitman
5. Fluid Mechanics: Streetes VL & Wylie EB;
6. Fluid Mechanics by Potter, Cengage Learning

Third Semester							
S. No.	Category	Code	Course Title	Hours per week			Credits
				L	T	P	
4	Basic Science Course	BTAM-301-18	<b>Mathematics-III (Transform &amp; Discrete Mathematics)</b>	4	0	0	4

External Marks: 60, Internal Marks: 40, Total Marks: 100

**Course Outcomes:**

1. Understand the basic results on vector function, their properties and fields so as to apply them for solving problems of engineering.
2. Find length, area and volume using integral calculus that is an important application in engineering.
3. Solve some real problems in engineering using Gauss Divergence and Stokes' theorem
4. To formulate Laplace transform of functions and its applications to solve differential equations that form real life problems in engineering.
5. To formulate Fourier Series, its properties and its applications to solve problems in engineering.

**Detailed Content**

**Section A**

**(20 lectures)**

**Unit I: Vector Calculus-I:** Scalar and Vector point function, Gradient, Directional derivatives, Divergence, Curl and their identities, line, surface, volume integrals and their applications, Solenoidal and Irrotational fields.

**Unit II: Vector Calculus-II:** Applications of Green, Gauss and Stokes Theorems, orthogonal curvilinear coordinates, Simple applications involving cubes, sphere and rectangular parallelepipeds.

**Section B**

**(20 lectures)**

**Unit III: Transforms Calculus-I:** Laplace Transform, Properties of Laplace Transform, Laplace Transform of Unit step function, Impulse function, Dirac-delta function, Periodic functions. Inverse Laplace Transform, convolution theorem, Evaluation of integrals by Laplace Transform, Applications to ODEs and PDEs.

**Unit IV :Transforms Calculus-II:** Fourier Series, half range Fourier Sine and Cosine series, Fourier integrals, Gibbs Phenomenon, Fourier transforms, Relation between Laplace and Fourier transform, Properties of Fourier Transforms, Convolution Theorem and applications

**Textbooks/References:**

1. Erwin Kreyszig, Advanced Engineering Mathematics, 9<sup>th</sup> Edition, John Wiley & Sons, 2006.
2. B.S. Grewal, Higher Engineering Mathematics, Khanna Publishers, 35<sup>th</sup> Edition, 2000.
3. Veerarajan T., Engineering Mathematics, Tata McGraw-Hill, New Delhi, 2008.
4. Thomas and Finney, Calculus and Analytic Geometry, 9<sup>th</sup> Edition, Pearson, 2017.
5. R. K. Jain and S.R.K Iyengar Advanced Engineering Mathematics, 5<sup>th</sup> Edition, 2017.



Third Semester							
S. No.	Category	Code	Course Title	Hours per week			Credits
				L	T	P	
5	Engineering Science Course	BTEC- 305-18	<b>Basic Electronics&amp; applications in Civil Engineering</b>	3	0	0	3

External Marks: 60, Internal Marks: 40, Total Marks: 100

**Course Objectives:**

The objective of this Course is to provide the students with an introductory and broad treatment of the field of Electronics Engineering to facilitate better understanding of the Devices, Instruments and Sensors used in Civil Engineering applications in subsequent courses.

**Course Outcomes:**

After undergoing this course students will be able to

1. Understand construction of diodes and their rectifier applications.
2. Appreciate the construction and working bipolar junction transistors and MOSFETs.
3. Design Op-Amp IC based fundamental applications.
4. Comprehend working of basic elements of digital electronics and circuits.

**Unit I: Semiconductor Diodes and Applications** - Semiconductor Diode - Ideal versus Practical, Diode as a Rectifier, Half Wave and Full Wave Rectifiers with and without Filters; Breakdown Mechanisms, Zener Diode – Operation and Applications; Opto-Electronic Devices – LEDs, Photo Diode and Applications;

**Unit II: Transistors & Amplifiers** - Bipolar Junction Transistor (BJT) – Construction, Operation, Common Base, Common Emitter and Common Collector Configurations, Distortion, Operating Point, Voltage Divider Bias Configuration; Introduction to nMOS and pMOS.

**Unit III: Operational Amplifiers and Applications** - Introduction to Op-Amp, Block Diagram, Pin Configuration of 741 Op-Amp, Characteristics of Ideal Op-Amp, Concept of Virtual Ground, Op-Amp Applications – Adder, Subtractor, Voltage Follower and Comparator; Differentiator and Integrator, Square Wave and Triangular Wave Generation.

**Unit IV: Digital Electronics** -Boolean Algebra - Binary, Octal, Hexadecimal Number Systems, Addition, Subtraction using 1's and 2's compliment method, Logic Gates – NOT, OR, AND, NOR, NAND, XOR and XNOR Integrated Circuits (ICs); K-Map simplification Truth Tables and Functionality of Flip-Flops – SR, JK and D Flip-Flop.

**Text/Reference Books:**

1. David. A. Bell (2003), Laboratory Manual for Electronic Devices and Circuits, Prentice Hall, India.
2. SantiramKal (2002), Basic Electronics- Devices, Circuits and IT Fundamentals, Prentice Hall, India.
3. Thomas L. Floyd and R. P. Jain (2009), Digital Fundamentals by Pearson Education.
4. Paul B. Zbar, A.P. Malvino and M.A. Miller (2009), Basic Electronics – A Text-Lab. Manual, TMH
5. R. T. Paynter (2009), Introductory Electronic Devices & Circuits, Conventional Flow Version, Pearson.

Third Semester							
S. No.	Category	Code	Course Title	Hours per week			Credits
				L	T	P	
6	Humanities and Social Sciences including Management	HSMC-132-18	<b>Civil Engineering- Introduction, Societal &amp; Global Impact</b>	3	0	0	3
External Marks: 60, Internal Marks: 40, Total Marks: 100							
<p><b>Course Outcomes</b></p> <ol style="list-style-type: none"> <li>1. Introduction to what constitutes Civil Engineering</li> <li>2. Understanding the vast interfaces this field has with the society at large</li> <li>3. Providing inspiration for doing creative and innovative work for the benefit of the society</li> <li>4. Need to think innovatively to ensure Sustainability</li> <li>5. Highlighting the depth of engagement possible within civil engineering and exploration of various possibilities of a career in this field</li> </ol>							
<p><b>Content</b></p> <p><b>Unit I: Civil Engineering and its historical developments;</b> Understanding the importance of Civil Engineering in shaping and impacting the world; the ancient and modern Marvels and Wonders in the field of Civil Engineering; Scope of work involved in various branches of Civil Engineering and future vision; Recent Civil Engineering breakthroughs and innovations; Avenues for entrepreneurial working.</p> <p><b>Unit II: Understanding the past to look into the future;</b> Pre-industrial revolution days, Agricultural revolution, first and second industrial revolutions, IT revolution and how these eras helped the civil engineering to grow; Concept of sustainability and the steady erosion of the environment due to haphazard developments; Global warming, its impact and possible causes; Atmospheric pollution; Pollution Mitigation measures; Health &amp; Safety aspects for stakeholders; Environmental Impact Analysis: Concept and procedures; Innovations and methodologies for ensuring Sustainability.</p> <p><b>Unit III: Infrastructure development and growth of the Nation;</b> its effects on the GDP, employment, living standards of the people, etc.; Introduction and overview to Futuristic systems: Megacities, Smart Cities, Stadia; Roads, Railways, Metros, Hyper Loop, Airports, Seaports, River ways, Sea canals, Tunnels, bridges.</p> <p><b>Unit IV: Energy Generation:</b> Hydro, Solar, Wind, Wave, Tidal, Geothermal, Thermal energy; Telecommunication needs: towers, above-ground and underground cabling; Flood control: Dams, Canals, River interlinking; Energy efficient built-environments and LEED ratings; Awareness of various Codes &amp; Standards governing Infrastructure development.</p>							
<p><b>Suggested Readings</b></p> <ol style="list-style-type: none"> <li>1. Salvadori, M and Heller, M, Structures in Architectures, PHI.</li> <li>2. Fintel, C, Handbook of Civil Engineering, CBS Publications.</li> <li>3. Žiga Turk (2014), Global Challenges and the Role of Civil Engineering, Chapter 3 in: Fischinger M. (eds) Performance-Based Seismic Engineering: Vision for an Earthquake Resilient Society. Geotechnical, Geological and Earthquake Engineering, Vol. 32. Springer, Dordrecht</li> <li>4. Brito, Ciampi, Vasconcelos, Amarol, Barros (2013) Engineering impacting Social, Economical and Working Environment, 120<sup>th</sup> ASEE Annual Conference and Exposition</li> <li>5. NAE Grand Challenges for Engineering (2006), Engineering for the Developing World, The Bridge, Vol 34, No.2, Summer 2004</li> </ol>							

Third Semester							
S. No.	Category	Code	Course Title	Hours per			Credits
				L	T	P	
7	Professional Core courses	BTCE-306-18	<b>Surveying &amp; Geomatics Lab</b>	0	0	2	1
External Marks: 20, Internal Marks: 30, Total Marks: 50							
<p><b>Course Outcomes</b></p> <p>After completing the course the students must demonstrate the knowledge and ability to:</p> <ol style="list-style-type: none"> <li>1. Assess horizontal &amp; vertical angles by Theodolite.</li> <li>2. Survey the area using different methods of plane tabling and compass survey and to adjust the compass traverse graphically.</li> <li>3. Compute the reduce levels using various methods of leveling.</li> <li>4. Predict the location of any point horizontally and vertically using Tachometry.</li> <li>5. Setting out curves in the field.</li> <li>6. Use electronic survey instruments.</li> </ol> <p><b>Course Content</b></p> <ol style="list-style-type: none"> <li>1. Measurement of bearing and angles with compass, adjustment of traverse by graphical method.</li> <li>2. Different methods of leveling, height of instrument, rise &amp; fall methods.</li> <li>3. Measurement of horizontal and vertical angle by theodolite.</li> <li>4. Determination of tachometric constants and determination of reduced levels by tachometric observations.</li> <li>5. Plane table survey, different methods of plotting, three point problem.</li> <li>6. Determination of height of an inaccessible object.</li> <li>7. Setting out of circular curves in the field using different methods.</li> <li>8. Plotting of traverse using the Total Station and GPS.</li> </ol>							

Third Semester							
S. No.	Category	Code	Course Title	Hours per			Credits
				L	T	P	
8	Professional Core courses	BTCE-307-18	<b>Fluid MechanicsLab</b>	0	0	2	1

External Marks: 20, Internal Marks: 30, Total Marks: 50

#### Course Outcome

- 1 Select appropriate pressure measuring device under different condition of flow.
- 2 Determine the stability of a floating body.
- 3 Understand and apply Bernoulli's theorem practically.
- 4 Find discharge of fluid through pipe, orifices and in open channel.
- 5 Estimate the major and minor losses in pipe.
- 6 Estimate the various elements and energy losses in hydraulic jump.

#### Lab Experiments

1. To study of pressure measuring devices as peizometer, U-tube manometer, and pressure gauges.
2. To verify Bernoulli's Theorem
3. To determine the Meta centric height of a Floating Body under different condition.
4. To determine the coefficient of discharge of a Venturimeter.
5. To determine the coefficient of discharge of a Orifice Meter
6. To determine the coefficient of friction of different diameter pipes.
7. To estimate the minor losses as energy loss in pipe bend, sudden contraction or enlargement in pipe.
8. To determine the coefficient of discharge on rectangular and V-notches.
9. To determine the various element of a hydraulic jump.

#### Text/Reference Books

1. Fluid Mechanics and Machinery, C.S.P.Ojha, R. Berndtsson and P. N. Chadramouli, Oxford University Press, 2010
2. Hydraulics and Fluid Mechanics, P M Modi and S M Seth, Standard Book House
3. Theory and Applications of Fluid Mechanics, K. Subramanya, Tata McGraw Hill
4. Fluid Mechanics with Engineering Applications, R.L. Daugherty, J.B. Franzini and E.J. Finnemore, International Student Edition, Mc Graw Hill.

Third Semester							
S. No.	Category	Code	Course Title	Hours per week			Credits
				L	T	P	
9	Professional Core courses	BTCE-308-18	<b>Solid Mechanics Lab</b>	0	0	2	1

External Marks: 20, Internal Marks: 30, Total Marks: 50

**Course Outcomes**

1. Understand the importance of physical properties of steel.
2. Identify and comprehend code provisions for testing different properties of steel.
3. Develop stress-strain curve for axial compression, axial tension and shear.
4. Assess hardness and impact strength of steel.
5. Assess flexural strength of a given material.
6. Evaluate fatigue and impact strength of steel.

**Content**

1. Determination of physical properties of steel including strength and ductility.
2. Study of tensile and compressive stress-strain behaviour of steel.
3. Compression test on brick.
4. Development of shear stress-strain curve for steel in torsion.
5. Determination of hardness of a material by Rockwell and Brinell hardness testing machine.
6. Determination of impact strength of a material by Izod and Charpy tests.
7. Determination of bending strength of a wooden beam specimen.
8. Determination of fatigue strength of a material.
9. Study of behavior of columns and struts with different end conditions.
10. To verify the moment area theorem for slope and deflection of a given beam.

**Text/Reference Books**

1. Laboratory Manual of Testing Materials, William Kendrick Hall

Third Semester							
S. No.	Category	Code	Course Title	Hours per week			Credits
				L	T	P	
10	Professional core	BMPD-301-18	Mentoring and professional development	-	-	2	0
<p><b>Guidelines regarding Mentoring and Professional Development</b></p> <p>The objective of mentoring will be development of:</p> <ul style="list-style-type: none"> <li>• Overall Personality</li> <li>• Aptitude (Technical and General)</li> <li>• General Awareness (Current Affairs and GK)</li> <li>• Communication Skills</li> <li>• Presentation Skills</li> </ul> <p>The course shall be split in two sections i.e. outdoor activities and class activities. For achieving the above, suggestive list of activities to be conducted are:</p> <p><b>Part – A (Class Activities)</b></p> <ol style="list-style-type: none"> <li>1. Expert and video lectures</li> <li>2. Aptitude Test</li> <li>3. Group Discussion</li> <li>4. Quiz (General/Technical)</li> <li>5. Presentations by the students</li> <li>6. Team building Exercises</li> </ol> <p style="text-align: center;"><b>Part – B (Outdoor Activities)</b></p> <ol style="list-style-type: none"> <li>1. Sports/NSS/NCC</li> <li>2. Society Activities of various students chapter i.e. ISTE, SCIE, SAE, CSI, Cultural Club, etc.</li> </ol> <p>Evaluation shall be based on rubrics for Part – A &amp; B.</p> <p>Mentors/Faculty in charges shall maintain proper record student wise of each activity conducted and the same shall be submitted to the department.</p>							

Third Semester							
S. No.	Category	Code	Course Title	Hours per			Credits
				L	T	P	
10	Skill Enhancement	BTCE-332-18	<b>Training -I</b>	-	-	4	S/US
External Marks: 40, Internal Marks: 60, Total Marks: 100							
<p><b>Course Outcomes:</b>            After completing this course the student must demonstrate the ability to:</p> <ol style="list-style-type: none"> <li>1. Visualize things/ concepts and express the thoughts in the form of sketches, models, etc</li> <li>2. Create a well organized document using computers</li> <li>3. Work in teams</li> <li>4. Acknowledge the work of other in a consistent manner</li> <li>5. Understanding of ethical and professional issues</li> <li>6. Demonstrate effective oral communication and presentation skills</li> </ol>							
<p><b>Content</b></p> <p>Module I – Institutional Training (3 weeks)</p> <ol style="list-style-type: none"> <li>1. Hands-on-training on MS Office/ Office suite (Word processor, Spreadsheet, Math tools, presentation/ ppt, etc.)</li> <li>2. Introduction to Civil Engineering software's and basic overview of drafting tools such as AutoCad, etc.</li> </ol> <p>Module II – Field and Market Study</p> <ol style="list-style-type: none"> <li>1. Student shall visit construction site of significantly scale and make an inventory construction and finishing materials being used.</li> <li>2. Student shall do Market Survey for availability and rates of materials in the alreadyprepared inventory.</li> </ol>							
<p><b>Note:</b></p> <ol style="list-style-type: none"> <li>1. The students need to submit a summary report of the institutional training in Module I, and A detailed report/ scrapbook of inventory and market survey done in Module II.</li> <li>2. The viva exam for the subject will be conducted along with the practical exams of the End-Semester Examination of Third Semester.</li> </ol>							

---

# 4th Semester Syllabus

## *B. Tech Civil Engineering*







Fourth semester							
S. No.	Category	Code	Course Title	Hours per week			Credits
				L	T	P	
1	Professional Core courses	BTCE-401-18	<b>Concrete Technology</b>	3	0	0	3
External Marks: 60, Internal Marks: 40, Total Marks: 100							
<b>Course Outcomes</b>							
<ol style="list-style-type: none"> <li>1. Understand the relevance of different properties of constituent materials on properties of concrete.</li> <li>2. Understand the behavior and durability aspects of concrete under different loading and exposure conditions.</li> <li>3. Understand the issues involved in production and use of concrete.</li> <li>4. Design of concrete mixes as per BIS specifications.</li> <li>5. Understand various testing methods for concrete and their applicability.</li> <li>6. Knowledge of special type of non-conventional concretes.</li> </ol>							
<b>Content:</b>							
<p><b>Unit I: Concrete and its ingredients:</b> Properties of cement, aggregate, admixture, water and other additives; Related Indian Standard codes &amp; guidelines.</p> <p><b>Concrete behaviour in fresh and hardened states:</b> Workability, Elasticity, Shrinkage, Creep, Fatigue, Strength in compression, tension, shear and bond; Influence of various factors on test results; Concrete cracking and type of cracks; Permeability and durability characteristics of concrete including resistance to sulphate &amp; acid attack, alkali-aggregate reaction, freezing and thawing; Fire resistance.</p> <p><b>Unit II: Production of concrete:</b> Mixing, handling, placing, compaction of concrete and related issues; Quality control; Behaviour in extreme environmental conditions like hot weather, cold weather and under water conditions.</p> <p><b>Concrete mix design:</b> Basic considerations, proportioning of material, effect of various parameters, trial mixes, Design by IS code.</p> <p><b>Unit III: Inspection and testing of concrete:</b> Defects in concrete; Deterioration of concrete; Strength tests including compressive, split tensile, flexural, pullout etc.; Durability tests including permeability, carbonation, rapid chlorine ion penetration etc.; Destructive and Non-destructive testing of concrete; Acceptance and compliance requirements of concrete as per IS codes.</p> <p><b>Unit IV: Special concretes:</b> Types and specifications; Fibre reinforced and steel reinforced concrete; Polymer concrete; Light weight concrete, High strength concrete, Prestressed concrete, Self Compacting Concrete, Pervious Concrete, Self Healing Concrete.</p>							
<b>Text/Reference Books</b>							
<ol style="list-style-type: none"> <li>1. 'Properties of Concrete', A. M. Neville, Prentice Hall</li> <li>2. 'Concrete Technology', M. S. Shetty, S.Chand &amp; Co.</li> <li>3. 'Concrete Technology', M. L. Gambhir, Tata McGraw Hill Publishers, New Delhi</li> <li>4. 'Concrete Technology', A. R. Santha Kumar, Oxford University Press, New Delhi</li> </ol>							

Fourth semester							
S. No.	Category	Code	Course Title	Hours per			Credits
				L	T	P	
2	Professional Core courses	BTCE-402-18	Materials, Testing & Evaluation	4	0	0	4

External Marks: 60, Internal Marks: 40, Total Marks: 100

**Course Outcomes**

1. Appraisal about the role of materials in civil engineering
2. Introduce common measurement instruments, equipments and devices to capture the material response under loading
3. Exposure to a variety of established material testing procedures/techniques and the relevant codes of practice
4. Ability to write a technical laboratory report.

**Unit-I:** Introduction to Engineering Materials: Types, properties, advantages and uses of: Cement; Concrete; Admixtures; Glass and Plastics; Paints and Varnishes,; Acoustical material; Geo-synthetics, Bitumen and Asphalt; Ceramics and Refractory's ;Bricks; Concrete hollow blocks & Interlocking tiles.

Sand: Composition, types, Physical Properties, uses. Fly ash: Source, types, properties and uses Timbers: Properties, Seasoning, defects, preservation methods, laminates and adhesives,

**Unit-II:** Ferrous and nonferrous metals, Importance of Structural steel; Their characteristics and mechanical behaviour (elastic, plastic and elasto plastic, strength and durability w.r.t Climatic variation); Creep – fundamentals and characteristics, concept of fatigue of materials; Impact test, toughness – different materials.

**Unit-III:** Testing Procedures for bricks, reinforcing steel, fine aggregates, coarse aggregates, Physical identification of tests for soils. Documenting the experimental program, including the test procedures, collected data, method of interpretation and final results.

**Unit-IV:** Quality control- Use of test data/ testing reports in the material selection for various civil engineering projects /construction, Sampling, Acceptance criterion, Code of practice and guidelines in this regards for Cements; Aggregates; Concrete (plain and reinforced); Soils; Bitumen and asphaltic materials; Timbers; Glass and Plastics; Structural Steel.

**Text/Reference Books:**

1. Chudley, R., Greeno (2006), 'Building Construction Handbook' (6th ed.),R. Butterworth- Heinemann
2. Khanna, S.K., Justo, C.E.G and Veeraragavan, A, ' Highway Materials and Pavement Testing', Nem Chand & Bros, Fifth Edition
3. Various related updated & recent standards of BIS, IRC, ASTM, RILEM, AASHTO, etc. corresponding to materials used for Civil Engineering applications
4. Kyriakos Komvopoulos (2011), Mechanical Testing of Engineering Materials, Cognella
5. E.N. Dowling (1993), Mechanical Behaviour of Materials, Prentice Hall International Edition
6. American Society for Testing and Materials (ASTM), Annual Book of ASTM Standards (post 2000)

Fourth semester							
S. No.	Category	Code	Course Title	Hours per			Credits
				L	T	P	
3	Professional Core courses	BTCE-403-18	<b>Hydrology &amp; Water Resources Engineering</b>	3	1	0	4

External Marks: 60, Internal Marks: 40, Total Marks: 100

### Outcomes

At the end of the course, students must be in a position to:

- 1 Understand the interaction among various processes in the hydrologic cycle.
- 2 Calculate the average annual rainfall of any area using the rain gauge data and inter-relations of various parameters as infiltration, evapotranspiration etc
- 3 Understand the various component of hydro graphs and able to estimate the run off.
- 4 Find the water requirement for different crops and able to proposed appropriate method of applying water.
- 5 Understand the distribution system of canal and various components of irrigation system.
- 6 Classify dams and spillways, their problems and able to determine forces exerted by fluid on dams.

### Content

**Unit I: Introduction** - Hydrologic Cycle, History of Hydrology, Water-Budget Equation, , World Water Balance, Applications in Engineering, Sources of Data.

**Precipitation** - Forms of Precipitation, Characteristics of Precipitation in India, Measurement of Precipitation, Rain Gauge Network, Mean Precipitation over an Area, Depth Area-Duration Relationships, Maximum Intensity/Depth-Duration-Frequency Relationship, Probable Maximum Precipitation (PMP), Rainfall Data in India.

**Unit II: Abstractions from precipitation** - Evaporation Process, Evaporimeters, Analytical Methods of Evaporation Estimation, Reservoir Evaporation and Methods for its Reduction, Evapotranspiration, Interception, Depression Storage, Infiltration, Infiltration Capacity, Measurement of Infiltration, Modelling Infiltration Capacity, Classification of Infiltration Capacities, Infiltration Indices.

**Runoff** - Runoff Volume, SCS-CN Method of estimating runoff volume, Flow Duration Curve, Flow-Mass Curve, Hydrograph, Factors Affecting Runoff Hydrograph, Components of Hydrograph, Base Flow Separation, Effective Rainfall, Unit Hydrograph Surface Water Resources of India, Environmental Flows.

**Unit III: Water withdrawals and uses** – Water for Energy Production, Water for Agriculture, Water for Hydroelectric Generation; Flood Control. Analysis of Surface Water Supply, Water Requirement of Crops- Crops and Crop Seasons in India, Cropping Pattern, Duty And Delta; Quality of Irrigation Water; Soil-Water Relationships, Root Zone Soil Water, Infiltration, Consumptive use, Irrigation Requirement, Frequency of Irrigation; Methods of Applying Water to The Fields: Surface, Sub-Surface, Sprinkler and Trickle / Drip Irrigation.

**Distribution systems** - Canal Systems, Alignment of Canals, Canal Losses, Estimation of Design Discharge. Design of Channels- Rigid Boundary Channels, Alluvial Channels, Kennedy's and Lacey's Theory of Regime Channels. Canal Outlets: Non-Modular, Semi-Modular And Modular Outlets.

**Unit IV: Water Logging:** Causes, Effects And Remedial Measures. Lining of Canals, Types of Lining. Drainage of Irrigated Lands: Necessity, Methods.

**Dams and spillways** - embankment dams: Classification, design considerations, estimation and control of seepage, slope protection. Gravity dams: forces on gravity dams, causes of failure, stress analysis, elementary and practical profile. Arch and buttress dams. Spillways: components of spillways, types of gates for spillway crests; Reservoirs- Types, capacity of reservoirs, yield of reservoir, reservoir regulation, sedimentation, economic height of dam, selection of suitable site.

### Text/Reference Books

1. K Subramanya, Engineering Hydrology, Mc-Graw Hill.
2. K N Muthreja, Applied Hydrology, Tata Mc-Graw Hill.
3. K Subramanya, Water Resources Engineering through Objective Questions, Tata McGraw Hill.
4. G L Asawa, Irrigation Engineering, Wiley Eastern
5. L W Mays, Water Resources Engineering, Wiley.
6. J. D Zimmerman, Irrigation, John Wiley & Sons
7. C S P Ojha, R Berndtsson and P Bhunya, Engineering Hydrology, Oxford.

Fourth semester							
S. No.	Category	Code	Course Title	Hours per week			Credits
				L	T	P	
4	Professional Core courses	BTCE-404-18	Transportation Engineering	3	1	0	4

External Marks: 60, Internal Marks: 40, Total Marks: 100

#### Course Outcomes

After completing this course the student must demonstrate the knowledge and ability to:

1. Appreciate the importance of different modes of transportation and characterize the road transportation.
2. Alignment and geometry of pavement as per Indian Standards according to topography.
3. Assess the properties of highway materials in laboratory
4. Understand the importance of railway infrastructure planning and design.
5. Identify the functions of different component of railway track.
6. Outline the importance of Airport Infrastructure

#### Course Content

**Unit I: Introduction:** Importance of Transportation, Different Modes of Transportation, Characteristics of Road Transport.

**Transportation Systems:** Multi modal transportation system, Characteristics of Mass Transit systems including technical, demand operational and economic problems, fixed Track Facility, Mass Rapid Transit System-Elevated, Surface and Underground construction, Express Bus System, integrated Operating Characteristics of Terminal and Transfer facilities.

**Unit II: Highway Development & Planning:** Principles of Highway Planning, Road Development in India, Classification of Roads, Road Patterns, Planning Surveys; Highway Construction: Right of way; Earthen/Gravel Road, Water Bound Macadam, Wet Mix Macadam, Bituminous Pavements, Cement Concrete Pavements

**Unit III: Railway Engineering:** History of Railways, Development of Indian Railway, Organisation of Indian Railway, Important Statistics of Indian Railways. Railway Gauges: Definition, Gauges on World Railways, Choice of Gauge, Uniformity of Gauge, Loading Gauge, Construction Gauge.

**Railway Track:** Requirements of a Good Track, Track Specifications, Detailed Cross-Section of Single/Double Track used in Indian Railways. Components of permanent way - Rails, Sleepers, Ballast, Sub-grade and Formation, Track Fixtures & Fastenings, Coning of Wheels, Tilting of Rails, Adzing of Sleepers, Rail Joints, Creep of Rails.

**Unit IV: Airport Engineering:** Introduction, Air Transport Scenario in India and Stages of Development, National and International Organizations; Airport planning - Site selection, runway orientation, etc. Concept of Head Wind, Cross Wind, Wind Rose Diagram, Runway Configuration.

**Aircraft Parking System & Visual Aids:** Main Taxiway, Exit Taxiway, Separation Clearance, Holding Aprons.: Marking and Lighting of Runway and Taxiway, Landing Direction Indicator, and Wind Direction Indicator, IFR/VFR.

#### References

- Khanna S.K., and Justo, C.E.G. "Highway Engineering", Nem Chand and Brothers, Roorkee,1998.
- Kadiyali, L.R. "Principles and Practice of Highway Engineering", Khanna Publishers, New Delhi, 1997.
- Flaherty, C.A.O. "Highway Engineering", Volume 2, Edward Arnold, London, 1986.
- Sharma, S.K. "Principles, Practice & Design of Highway Engineering", S. Chand & Company Ltd., New Delhi, 1985.
- Mannering, "Principles of Highway Engineering & Traffic Analysis", Wiley Publishers, NewDelhi.

Fourth semester							
S. No.	Category	Code	Course Title	Hours per week			Credits
				L	T	P	
5	Professional Core courses	BTCE-405-18	<b>Disaster Preparedness &amp; Planning</b>	3	0	0	3

External Marks: 60, Internal Marks: 40, Total Marks: 100

### Course Outcomes

After completing this course the student must demonstrate the knowledge and ability to:

1. Identify various types of disasters, their causes, effects & mitigation measures.
2. Demonstrate the understanding of various phases of disaster management cycle and create vulnerability and risk maps.
3. Understand the use of emergency management system to tackle the problems.
4. Discuss the role of media, various agencies and organisations for effective disaster management.
5. Design early warning system and understand the utilization of advanced technologies in disaster management.
6. Compare different models for disaster management and plan & design of infrastructure for effective disaster management.

### Content

**Unit I: Introduction to Disaster Management:** Define and describe disaster, hazard, vulnerability, risk-severity, frequency and details, capacity, impact, prevention, mitigation.

**Disasters:** Identify and describe the types of natural and manmade disasters, hazard and vulnerability profile of India, mountain and coastal areas, Factors affecting vulnerability such as impact of development projects and environment modifications (including dams, land-use changes, urbanization etc.), Disaster impacts (environmental, physical, social, ecological, economic etc.); health, psycho-social issues; demographic aspects (gender, age, special needs), Lessons and experiences from important disasters with specific reference to civil engineering.

**Unit II: Disaster Mitigation and Preparedness:** Disaster Management Cycle-its phases; prevention, mitigation, preparedness, relief and recovery; structural and non structural measures; Preparedness for natural disasters in urban areas.

**Risk Assessment:** Assessment of capacity, vulnerability and risk, vulnerability and risk mapping, stages in disaster recovery and associated problems; Use of Remote Sensing Systems (RSS) and GIS in disaster Management, early warning systems.

**Unit III : Post disaster response:** Emergency medical and public health services; Environmental post disaster response (water, sanitation, food safety, waste management, disease control, security, communications); reconstruction and rehabilitation; Roles and responsibilities of government, community, local institutions, role of agencies like NDMA, SDMA and other International agencies, organizational structure, role of insurance sector, DM act and NDMA guidelines.

**Unit IV: Integration of public policy:** Planning and design of infrastructure for disaster management, Community based approach in disaster management, methods for effective dissemination of information, ecological and sustainable development models for disaster management.

### Books and References

1. [www.http//ndma.gov.in](http://ndma.gov.in)
2. <http://www.ndmindia.nic.in>
3. Natural Hazards in the Urban Habitat by Iyengar, C.B.R.I., Tata McGraw Hill, Publisher
4. Natural Disaster management, Jon Ingleton (Ed), Published by Tudor Rose, Leicester 92
5. Singh B.K., 2008, Handbook of disaster management: Techniques & Guidelines, Rajat Publications.
6. Disaster Management, R.B. Singh (Ed), Rawat Publications
7. ESCAP: Asian and the Pacific Report on Natural Hazards and Natural Disaster Reduction

Fourth semester							
S. No.	Category	Code	Course Title	Hours per			Credits
				L	T	P	
7	Mandatory Courses (Non Credit)	EVS-101-18	<b>Environmental Science</b>	3	0	0	0

**\* 40 Hours are kept for various activities under the head of activities. There will be a final theory examination for the students of 100 marks but these marks will not be added to their final result as assessment will be satisfactory or non-satisfactory**

We as human being are not an entity separate from the environment around us rather we are a constituent seamlessly integrated and co-exist with the environment around us. We are not an entity so separate from the environment that we can think of mastering and controlling it rather we must understand that each and every action of ours reflects on the environment and vice versa. Ancient wisdom drawn from Vedas about environment and its sustenance reflects this ethos. There is a direct application of this wisdom even in modern times. Idea of an activity based course on environment protection is to sensitize the students

**Course Outcomes:**

1. Students will enable to understand environmental problems at local and national level through literature and general awareness.
2. The students will gain practical knowledge by visiting wildlife areas, environmental institutes and various personalities who have done practical work on various environmental Issues.
3. The students will apply interdisciplinary approach to understand key environmental issues and critically analyze them to explore the possibilities to mitigate these problems.
4. Reflect critically about their roles and identities as citizens, consumers and environmental actors in a complex, interconnected world.

Detailed Contents

Unit- I : Natural Resources :Renewable and non-renewable resources

Natural resources and associated problems. Forest resources: Use and over-exploitation, deforestation, case studies. Timber extraction, mining, dams and their effects on forest and tribal people. Water resources : Use and over-utilization of surface and ground water, floods, drought, conflicts over water, dams-benefits and problems. Mineral resources: Use and exploitation, environmental effects of extracting and using mineral resources, case studies. Food resources: World food problems, changes caused by agriculture and overgrazing, effects of modern agriculture, fertilizer-pesticide problems, water logging, salinity, case studies. Energy resources: Growing energy needs, renewable and non renewable energy sources, use of alternate energy sources. Case studies. Land resources : Land as a resource, land degradation, man induced landslides, soil erosion and desertification. Role of an individual in conservation of natural resources, Equitable use of resources for sustainable lifestyles.

Unit-II : Ecosystems : Concept of an ecosystem, Structure and function of an ecosystem, Food chains, food webs and ecological pyramids. Introduction, types, characteristic features, structure and function of following ecosystems: a. Forest ecosystem b. Aquatic ecosystems (ponds, streams, lakes, rivers, oceans, estuaries)

Unit-III : Biodiversity and its conservation : Introduction – Definition : genetic, species and ecosystem diversity, Biodiversity at global, National and local levels, India as a mega-diversity nation, Hot-spots of biodiversity, Threats to biodiversity : habitat loss, poaching of wildlife, man-wildlife conflicts, Endangered and endemic species of India

Unit-IV : Social Issues and the Environment : From Unsustainable to Sustainable development, Resettlement and rehabilitation of people; its problems and concerns., Environmental ethics : Issues and possible solutions, Climate change, global warming, acid rain, ozone layer depletion, Nuclear accidents and holocaust, Case Studies, Public awareness.

## \*ACTIVITIES

**Nature club** (bird watching, recognizing plants at institute/at home, recognizing local animals, appreciating biodiversity)

Impart knowledge and inculcate the habit of taking interest and understanding biodiversity in and around the college campus. The students should be encouraged to take interest in bird watching, recognizing local plants, herbs and local animals. The students should be encouraged to appreciate the difference in the local biodiversity in their hometown, in the place of their study and other places they visit for vacation/breaks etc.

Following activities must be included.

Identify a tree fruit flower peculiar to a place or having origin from the place. Making high resolution big photographs of small creatures (bees, spiders, ants, mosquitos etc.) especially part of body so that people can recognize (games on recognizing animals/plants). Videography/ photography/ information collections on specialties/unique features of different types of common creatures. Search and explore patents and rights related to animals, trees etc. Studying miracles of mechanisms of different body systems.

### 1 (A) Awareness Activities:

- a) Small group meetings about water management, promotion of recycle use, generation of less waste, avoiding electricity waste
- b) Slogan making event
- c) Poster making event
- d) Cycle rally
- e) Lectures from experts
- f) Plantation
- g) Gifting a tree to see its full growth
- h) ~~h) Clean mess drive~~
- i) ~~tion of waste~~
- i) To live with some eminent environmentalist for a week or so to understand his work vi)  
To work in kitchen garden for mess
- j) To know about the different varieties of plants
- k) Shutting down the fans and ACs of the campus for an hour or so
- l) Visit to a local area to document environmental assets  
river/forest/grassland/hill/mountain/lake/Estuary/Wetlands
- m) Visit to a local polluted site-Urban/Rural/Industrial/Agricultural
- n) Visit to a Wildlife sanctuary, National Park or Biosphere Reserve

### References & Books

1. Textbook of Environmental studies, Erach Bharucha, UGC  
Weblink: <https://www.ugc.ac.in/oldpdf/modelcurriculum/env.pdf>
2. Environmental Studies by Poonia, M.P and Sharma, S.C,  
Khanna publishing
3. Fundamental concepts in Environmental Studies, D D Mishra, S Chand & Co Ltd
4. Environment Biology by Agarwal, K. C., Nidi Publ. Ltd. Bikaner.
5. Principle of Environment Science by Cunningham, W.P.
6. Essentials of Environment Science by Joseph.
7. Perspectives in Environmental Studies by Kaushik, A.
8. Elements of Environment Science & Engineering by Meenakshi.
9. Elements of Environment Engineering by Duggal.



Fourth semester							
S. No.	Category	Code	Course Title	Hours per			Credits
				L	T	P	
6	Professional Core courses	BTCE-406-18	<b>Concrete Testing Lab</b>	0	0	2	1

External Marks: 40, Internal Marks: 60, Total Marks: 100

#### Course Outcomes

1. Evaluate properties of building materials, such as cement and aggregates.
2. Conduct experiments and check the acceptance criteria (if any).
3. Design concrete mixes as per BIS provisions.
4. Analyze the properties of concrete in fresh and hardened state.
5. Create a well organized document and present the results appropriately.
6. Understand and apply non destructive testing (NDT) for evaluating concrete quality.

#### Content

1. Tests on cement
  - Fineness
  - Consistency
  - Setting time
  - Soundness
  - Specific gravity
  - Strength
2. Tests on aggregates (fine and coarse)
  - Specific gravity
  - Bulk Density
  - Fineness Modulus
  - Moisture content
  - Water Absorption
  - Bulking of sand
3. Design mix of concrete as per BIS method.
4. Workability tests on concrete
  - Slump test
  - Compaction Factor test
  - Vee-Bee test
5. Strength tests on concrete
  - Compressive strength (Cube and Cylinder)
  - Split Tensile strength
  - Flexural strength
  - Abrasion resistance
6. Non-Destructive Techniques
  - Rebound hammer test
  - Ultra sonic pulse velocity test

#### Text/Reference Books

1. 'Concrete Lab Manual', M. L. Gambhir, Dhanpat Rai & Sons, New Delhi.
2. 'Concrete Lab Manual', TTTI Chandigarh.

Fourth semester							
S. No.	Category	Code	Course Title	Hours per			Credits
				L	T	P	
7	Professional Core courses	BTCE-407-18	<b>Transportation Lab</b>	0	0	2	1
External Marks: 40, Internal Marks: 60, Total Marks: 100							
<p><b>Course Outcomes</b>            After completing this course the student must demonstrate the knowledge and ability to: 1.Characterize the pavement materials as per the Indian Standard guidelines.            2. Evaluate the strength of subgrade soil by CBR test.            3.Conduct experiments to evaluate aggregate properties.            4.Determine properties of bitumen material and mixes            5.Evaluate the pavement condition by rough meter and Benkelman beam test. 6.Create a well organized report and present the results appropriately</p> <p><b>Course Content</b>  <i>I Tests on Sub-grade Soil</i>            1.. California Bearing Ratio Test</p> <p><i>II Tests on Road Aggregates</i>            2. Crushing Value Test            3. Los Angles Abrasion Value Test            4. Impact Value Test            5. Shape Test (Flakiness and Elongation Index)</p> <p><i>III Tests on Bituminous Materials and Mixes</i>            6. Penetration Test            7. Ductility Test            8. Softening Point Test            9. Flash &amp; Fire Point Test            10. Bitumen Extraction Test</p> <p><i>IV Field Tests</i>            11. Study of Roughometer/Bump Indicator            12. Study of Benkelman Beam Method</p> <p><b>References</b>            Khanna S.K., and Justo, C.E.G. “Highway Material &amp; Pavement Testing”, NemChand andBrothers, Roorkee.</p>							

Fourth semester							
S. No.	Category	Code	Course Title	Hours per week			Credits
				L	T	P	
8	Professional Skill enhancement	BTCE-432-18	<b>Training-II</b>	-	-	-	S/US
<p><b>Content</b></p> <p>Module I – Survey camp of an area (2 weeks)</p> <ol style="list-style-type: none"> <li>Hands-on-training of modern surveying equipment such as Digital Theodolite, Total Stations, Autolevel, and GPS.</li> <li>On-site application of traversing, etc. for preparation of topographical maps of an area.</li> </ol> <p>Module II – 4 week Summer Internship in Industry/ Construction site/ Appropriate workplace</p> <p><b>Note:</b></p> <ol style="list-style-type: none"> <li>The students need to submit a topographical maps prepared in Survey Camp and a report of the summer internship.</li> <li>The viva exam for the subject will be conducted alongwith the practical exams of the End-Semster Examination of Fifth Semester.</li> </ol>							

Fourth semester							
S. No.	Category	Code	Course Title	Hours per week			Credits
				L	T	P	
9	Professional core	BMPD- 401-18	Mentoring and professional development	-	-	2	0

### **Guidelines regarding Mentoring and Professional Development**

The objective of mentoring will be development of:

- Overall Personality
- Aptitude (Technical and General)
- General Awareness (Current Affairs and GK)
- Communication Skills
- Presentation Skills

The course shall be split in two sections i.e. outdoor activities and class activities. For achieving the above, suggestive list of activities to be conducted are:

#### **Part – A (Class Activities)**

1. Expert and video lectures
2. Aptitude Test
3. Group Discussion
4. Quiz (General/Technical)
5. Presentations by the students
6. Team building Exercises

#### **Part – B (Outdoor Activities)**

1. Sports/NSS/NCC
2. Society Activities of various students chapter i.e. ISTE, SCIE, SAE, CSI, Cultural Club, etc.

Evaluation shall be based on rubrics for Part – A & B.

Mentors/Faculty in charges shall maintain proper record student wise of each activity conducted and the same shall be submitted to the department.

# 5th Semester Syllabus

## *B. Tech Civil Engineering*



Fifth Semester							
S. No.	Category	Code	Course Title	Hours per week			Credits
				L	T	P	
1	Professional Core courses	BTCE-501-18	<b>Engineering Geology</b>	3	0	0	3
External Marks: 60, Internal Marks: 40, Total Marks: 100							
<b>Course Outcome</b>							
The course will enable the students understand:							
1. The basic concepts of geological processes and their importance in civil Engineering							
2. Identification of rocks and minerals and their characteristics							
3. Significance of geological structures and processes in civil engineering projects							
4. Site characterization and geologic considerations in construction							
<b>Content</b>							
Unit-I: General Geology: Scope of geology in Civil Engineering - the earth, its structure and environment - Standard geological time scale, unit & fossils. physiographic, stratigraphic and tectonic divisions of India - geomorphological (surface) processes – weathering – types , weathered products, assessment of degree of weathering , Fluvial processes, glaciation, wind action, and their significance in Civil Engineering							
Unit-II: Mineralogy and Petrology: Physical properties of minerals – classification - study of important rock forming minerals – Quartz family, feldspar family, Augite, Hornblend, Mica family, calcite, Iron oxide minerals, Augite, Hornblend, and Clay minerals and their behaviour and significance in the field of Civil Engineering . Classification of rock - mode of formation - distinction between igneous, sedimentary and metamorphic rocks. Formation, textures, structure, Classification, and Engineering, Characteristic of rocks. Study of imp rocks granite, syenite, diorite, gabbro, pegmatite, dolerite , basalt , sand stone, limestone, shale, breccia , conglomerate , gneiss, quartzite, marble, slate, schist, phyllite and conglomerate							
Unit -III: Strength Behavior of Rocks- Stress and Strain in rocks. Concept of Rock Deformation & Tectonics. Dip and Strike. Outcrop and width of outcrop. Inliers and Outliers. Main types of discontinuities according to size. Fold- Types and nomenclature, Criteria for their recognition in field. Faults: Classification, recognition in field, effects on outcrops. Joints & Unconformity; Types, Stresses responsible, geotechnical importance. Importance of structural elements in engineering operations. Consequences of failure as land sliding, Earthquake and Subsidence. Strength of Igneous rock structures.							
Unit IV:Geological Hazards- Rock Instability and Slope movement: Concept of sliding blocks. Different controlling factors. Instability in vertical rock structures and measures to prevent collapse. . Types of landslide. Prevention by surface drainage, slope reinforcement by Rock bolting and Rock anchoring, retaining wall, Slope treatment. Case study on black clay. Ground water: Factors controlling water bearing capacity of rock. Pervious & impervious rocks and ground water. Lowering of water table and Subsidence. Earthquake: Magnitude and intensity of earthquake. Seismic sea waves. Revelation from Seismic Records of structure of earth. Case Study on Elevation and Subsidence							
Unit V: Rock masses as construction material: Definition of Rock masses. Main features constituting rock mass. Main features that affects the quality of rock engineering and design.Basic element and structures of rock those are relevant in civil engineering areas. Main types of works connected to rocks and rock masses. Important variables influencing rock properties and behavior such as Fresh rock Influence from some minerals. Effect of alteration and weathering. Measurement of velocity of sound in rock. Classification of Rock material strength. Core logging .Rock Quality Designation. Rock mass description.							
Unit VI: Geology of dam and reservoir site- Required geological consideration for selecting dam and reservoir site. Failure of Reservoir. Favorable & unfavorable conditions in different types of rocks in presence of various structural features, precautions to be taken to counteract unsuitable conditions, significance of discontinuities on the dam site and treatment giving to such structures.							

**Text/Reference Books:**

1. Engineering and General Geology, Parbin Singh, 8th Edition (2010), S K Kataria & Sons.
2. Text Book of Engineering Geology, N. Chenna Kesavulu, 2nd Edition (2009), Macmillan Publishers India.
3. Geology for Geotechnical Engineers, J.C.Harvey, Cambridge University Press (1982).
4. Reddy,D.,” Engineering Geology for Civil Engineers”, Oxford & IBH , 1995
5. Leggot, R.F.,” Geology and Engineers “, McGraw Hill , New York.2002 2.
6. Blyth, F.G.M., “ A Geology for Engineers”, Arnold, Londo,(2003.
7. Bell.F.G, “ Fundamentals of Engineering Geology” Butterworth, 1983

Fifth Semester							
S. No.	Category	Code	Course Title	Hours per week			Credits
				L	T	P	
2	Professional Core courses	BTCE-502-18	<b>Elements of Earthquake Engineering</b>	3	0	0	3
External Marks: 60, Internal Marks: 40, Total Marks: 100 <b>Course Outcome</b> The course will enable the students to: <ol style="list-style-type: none"> <li>i) Appreciate the role of earthquake forces in structural design of building.</li> <li>ii) Apply various codal provisions related to seismic design of buildings.</li> <li>iii) Acquire new basic knowledge in earthquake engineering</li> </ol> <b>Content</b> Unit 1: Introduction to Earthquakes, Causes of Earthquakes, Basic Terminology, Magnitude, Intensity, Peak ground motion parameters. Unit 2: Past Earthquakes and Lessons learnt, Various Types of Damages to Buildings. Unit 3: Introduction to theory of Vibrations, Sources of Vibrations, Types of Vibrations, Degree of Freedom, Spring action and damping, Equation of motion of S.D.O.F. systems, Undamped, Damped system subjected to transient forces, general solution, green’s function. Unit 4: Lateral Force analysis, Floor Diaphragm action, moment resisting frames, shear walls. Unit 5: Concepts of seismic design, Lateral Strength, Stiffness, ductility and structural configuration. Unit 6: Introductory to provisions of IS 1893-2002 Part-I for buildings. Estimation of lateral forces due to earthquake. Unit 7: Introduction to provisions of IS 4326. Unit 8: Introduction to provision of IS 13920. <b>Text /Reference Books :</b> 1. Earthquake Resistant Design of Structures, Pankaj Agrawal, Manish Shrikhande, PHI Learning							

2. Dynamics of Structures: Theory and Applications to Earthquake Engineering, AK Chopra, Prentice Hall
3. Dynamics of Structures, R.W. Clough and Joseph Penzien, McGraw-Hill Education
4. Structural Dynamics by Mario & Paz, Springer.
5. Earthquake Resistant Design by David J. Dowrick, Wiley India Pvt Ltd
6. Elements of Earthquake Engg by Jai Krishna, A.R. Chandrasekaran, Brijesh Chandra, South Asian Publishers.
7. IS 1893-2016 Indian Standard Criteria for Earthquake Resistant Design of Structures.
8. IS 4326-1993 Indian Standard for Earthquake Resistant Design and Construction of Buildings.
9. IS 13920:2016- Ductile design and detailing of Reinforced Concrete Structures subjected to Seismic Forces- code of practice

Fifth Semester							
S. No.	Category	Code	Course Title	Hours per week			Credits
				L	T	P	
3	Professional Core courses	BTCE-503-18	<b>Construction Engineering &amp; Management</b>	3	0	0	3
<p>External Marks: 60, Internal Marks: 40, Total Marks: 100</p> <p><b>Course Outcome</b></p> <p>The course will enable the students to:</p> <p>An idea of how structures are built and projects are developed on the field</p> <ol style="list-style-type: none"> <li>i. An understanding of modern construction practices</li> <li>ii. A good idea of basic construction dynamics- various stakeholders, project objectives, processes, resources required and project economics</li> <li>iii. A basic ability to plan, control and monitor construction projects with respect to time and cost</li> <li>iv. An idea of how to optimise construction projects based on costs</li> <li>v. An idea how construction projects are administered with respect to contract structures and issues.</li> <li>vi. An ability to put forward ideas and understandings to others with effective communication processes</li> </ol> <p>Contents</p> <p><b>Unit 1:</b> Basics of Construction- Unique features of construction, construction projects types and features, phases of a project, agencies involved and their methods of execution;</p>							



**Unit 2:** Construction project planning- Stages of project planning: pre-tender planning, pre-construction planning, detailed construction planning, role of client and contractor, level of detail. Process of development of plans and schedules, work break-down structure, activity lists, assessment of work content, concept of productivities, estimating durations, sequence of activities, activity utility data; Techniques of planning- Bar charts, Gantt Charts. Networks: basic terminology, types of precedence relationships, preparation of CPM networks: activity on link and activity on node representation, computation of float values, critical and semi critical paths, calendaring networks. PERT- Assumptions underlying PERT analysis, determining three time estimates, analysis, slack computations, calculation of probability of completion

**Unit 3:**Construction Methods basics: Types of foundations and construction methods; Basics of Formwork and Staging; Common building construction methods (conventional walls and slabs; conventional framed structure with blockwork walls; Modular construction methods for repetitive works; Precast concrete construction methods; Basics of Slip forming for tall structures; Basic construction methods for steel structures; Basics of construction methods for Bridges.

**Unit 4:**Construction Equipment basics: Conventional construction methods Vs Mechanized methods and advantages of latter; Equipment for Earthmoving, Dewatering; Concrete mixing, transporting & placing; Cranes, Hoists and other equipment for lifting; Equipment for transportation of materials. Equipment Productivities.

**Unit 5:**Planning and organizing construction site and resources- Site: site layout including enabling structures, developing site organization, Documentation at site; Manpower: planning, organizing, staffing, motivation; Materials: concepts of planning, procurement and inventory control; Equipment: basic concepts of planning and organizing; Funds: cash flow, sources of funds; Histograms and S-Curves. Earned Value; Resource Scheduling- Bar chart, line of balance technique, resource constraints and conflicts; resource aggregation, allocation, smoothening and leveling. Common Good Practices in Construction.

**Unit 6:***Project Monitoring & Control*- Supervision, record keeping, periodic progress reports, periodical progress meetings. Updating of plans: purpose, frequency and methods of updating. Common causes of time and cost overruns and corrective measures. Basics of Modern Project management systems such as Lean Construction; Use of Building Information Modelling (BIM) in project management; Quality control: concept of quality, quality of constructed structure, use of manuals and checklists for quality control, role of inspection, basics of statistical quality control. Safety, Health and Environment on project sites: accidents; their causes, effects and preventive measures, costs of accidents, occupational health problems in construction, organizing for safety and health.

**Unit 7:***Contracts Management basics:* Importance of contracts; Types of Contracts, parties to a contract; Common contract clauses (Notice to proceed, rights and duties of various parties, notices to be given, Contract Duration and Price. Performance parameters; Delays, penalties and liquidated damages; Force Majeure, Suspension and Termination. Changes & variations, Dispute Resolution methods.

**Unit 8:***Construction Costs: Make-up of construction costs;* Classification of costs, timecost trade-off in construction projects, compression and decompression.

**Text/Reference Books:**

1. Varghese, P.C., “*Building Construction*”, Prentice Hall India, 2007.
2. *National Building Code*, Bureau of Indian Standards, New Delhi, 2017.
3. Chudley, R., *Construction Technology*, ELBS Publishers, 2007.
4. Peurifoy, R.L. *Construction Planning, Methods and Equipment*, McGraw Hill, 2011
5. Nunnally, S.W. *Construction Methods and Management*, Prentice Hall, 2006
6. Jha, Kumar Neeraj., *Construction Project management, Theory & Practice*, Pearson Education India, 2015
7. Punmia, B.C., Khandelwal, K.K., *Project Planning with PERT and CPM*, Laxmi Publications, 2016.



Fifth Semester							
S. No.	Category	Code	Course Title	Hours per week			Credits
				L	T	P	
4	Professional Core courses	BTCE-504-18	<b>Environmental Engineering</b>	4	0	0	4

External Marks: 60, Internal Marks: 40, Total Marks: 100

**Course Outcome**

The course will enable the students to:

- i. Understand the impact of humans on environment and environment on humans
- ii. Be able to identify and value the effect of the pollutants on the environment: atmosphere, water and soil.
- iii. Be able to plan strategies to control, reduce and monitor pollution.
- iv. Be able to select the most appropriate technique for the treatment of water, wastewater, solid waste and contaminated air.
- v. Be conversant with basic environmental legislation.

Contents

**Unit 1: Water:** -Sources of Water and quality issues, water quality requirement for different beneficial uses, Water quality standards, water quality indices, water safety plans, Water Supply systems, Need for planned water supply schemes, Water demand industrial and agricultural water requirements, Components of water supply system; Transmission of water, Distribution system, Various valves used in W/S systems, service reservoirs and design. *Water Treatment:* aeration, sedimentation, coagulation flocculation, filtration, disinfection, advanced treatments like adsorption, ion exchange, membrane processes

**Unit 2: Sewage-** Domestic and Storm water, Quantity of Sewage, Sewage flow variations. Conveyance of sewage- Sewers, shapes design parameters, operation and maintenance of sewers, Sewage pumping; Sewerage, Sewer appurtenances, Design of sewerage systems. Small bore systems, Storm Water- Quantification and design of Storm water; Sewage and Sullage, Pollution due to improper disposal of sewage, Wastewater treatment, aerobic and anaerobic treatment systems, suspended and attached growth systems, recycling of sewage – quality requirements for various purposes.

**Unit 3: Air** - Composition and properties of air, Quantification of air pollutants, Monitoring of air pollutants, Air pollution- Occupational hazards, Urban air pollution automobile pollution, Air quality standards, Control measures for Air pollution.

**Unit 4: Noise-** Basic concept, measurement and various control methods.

**Unit 5: Solid waste management-** Municipal solid waste, Composition and various chemical and physical parameters of MSW, MSW management: Collection, transport, treatment and disposal of MSW. Special MSW: waste from commercial establishments and other urban areas, solid waste from construction activities, biomedical wastes, Effects of solid waste on environment: effects on air, soil, water surface and ground health hazards. Disposal of solid waste-segregation, reduction at source, recovery and recycle. Disposal methods- Integrated solid waste management.

**Unit 6: Building Plumbing-** Introduction to various types of home plumbing systems for water supply and waste water disposal, high rise building plumbing, Storage tanks, Building drainage for high rise buildings, various kinds of fixtures and fittings used.

**Text/Reference Books:**

1. Introduction to Environmental Engineering and Science by Gilbert Masters, Prentice Hall, New Jersey.
2. Introduction to Environmental Engineering by P. Aarne Vesilind, Susan M. Morgan, Thompson /Brooks/Cole; Second Edition 2008.
3. Peavy, H.s, Rowe, D.R, Tchobanoglous, G. *Environmental Engineering*, Mc-Graw -Hill International Editions, New York 1985.
4. MetCalf and Eddy. *Wastewater Engineering, Treatment, Disposal and Reuse*, Tata McGraw-Hill, New Delhi.
5. Manual on Water Supply and Treatment. Ministry of Urban Development, New Delhi.
6. Plumbing Engineering. Theory, Design and Practice, S.M. Patil, 1999
7. Integrated Solid Waste Management, Tchobanoglous, Theissen & Vigil. McGraw Hill Publication
8. Manual on Sewerage and Sewage Treatment Systems, Part A, B and C. Central Public Health and Environmental Engineering Organization, Ministry of Urban Development

Fifth Semester							
S. No.	Category	Code	Course Title	Hours per week			Credits
				L	T	P	
5	Professional Core courses	BTCE-505-18	<b>Structural Engineering</b>	3	1	0	4
External Marks: 60, Internal Marks: 40, Total Marks: 100 <b>Course Outcome</b> The course will enable the students to: <ol style="list-style-type: none"> <li>i. The students will be able to apply their knowledge of structural mechanics in addressing design problems of structural engineering</li> <li>ii. They will possess the skills to analyse and design concrete and steel structures</li> <li>iii. They will have knowledge of structural engineering</li> </ol>							
<b>Unit 1: Introduction</b> Structural Engineering, role of structural engineer, engineer, architect, builder; Objectives of designing a structure, safety, sustainable development in performance.							
<b>Unit 2: Structural Analysis</b> Concept of determinacy and indeterminacy, Analyses of indeterminate beams, frames and trusses using Slope deflection method, Moment distribution method, unit load method and castiglano's theorem.							
<b>Unit 3: Design of concrete Elements</b> Design Philosophies of Working Stress Method and Limit State Method, Design of Reinforced Concrete Beams for Flexure, Shear; Bond, Anchorage, development length and torsion; Reinforced Concrete Axially Loaded Columns, Reinforced Concrete Slabs: One Way and Two Way.							

**Unit 4: Design of Steel Elements**

Properties of structural steel, I.S. rolled sections, I.S. specifications; Connections- Bolted and welded connections for axial loads; Tension members: Design of members subjected to axial tension; Compression members: Design of axially loaded members, built-up columns, laced and battened columns; Flexural members: Design of laterally restrained and un-restrained rolled section beams.

**Text/Reference Books:**

1. Nilson, A. H. Design of Concrete Structures. 13th edition. McGraw Hill, 2004
2. McCormac, J.C., Nelson, J.K. Jr., Structural Steel Design. 3rd edition. Prentice Hall, N.J., 2003.
3. Intermediate Structural Analysis - C K Wang, McGraw hill publications.
4. Limit state design of steel structures: S K Duggal, Mc Graw Hill.
5. Design of Reinforced Concrete Structures: S. Ramamrutham, Dhanpat Rai Publications.
6. Smith, J. C., Structural Analysis, Harpor and Row, Publishers, New York.
7. NBC, National Building Code, BIS (2017).
8. Theory of structures - S Ramamurtham, Dhanpat Rai Publications.
9. Theory of structures - B.C. Punima, Laxmi Publications.
10. Reinforced concrete design - Pillai & Menon, Tata McGrawHill publications

**BIS Codes of practice and Design Handbooks:**

1. \*IS 456-2000- Indian Standard. Plain and Reinforced concrete -Code of practice
2. \*Design Aid SP 16
3. \*IS 800: 2007 (General construction in steel-Code of practice)\*
4. \*SP: 6(1) (Handbook for structural engineers-Structural steel sections
5. Explanatory hand book SP24.
6. Detailing of Reinforcement SP 34

**Note: The codes marked with \* are permitted in examination.**

Fifth Semester							
S. No.	Category	Code	Course Title	Hours per week			Credits
				L	T	P	
6	Professional Core courses <sup>#</sup>	BTCE-506-18	<b>Geotechnical Engineering<sup>#</sup></b>	3	0	0	3
<p><i>After studying this course, students shall be able to:</i></p> <ol style="list-style-type: none"> <li>1. Comprehend the various geotechnical field challenges and understand their fundamental, index and engineering properties and then use (apply) the soil as an engineering material.</li> <li>2. Investigate and write the laboratory reports for soil design properties and parameters by apply the concept of permeability, total and effective stress approaches in soil strength determination</li> <li>3. Apply the various specifications of compaction of soils in the construction of highways and earthen dams.</li> <li>4. Able to apply the knowledge of consolidation, soil deformation parameters, and calculate settlement magnitude and rate of settlement.</li> <li>5. Design the embankment slopes and check the stability of finite slopes.</li> </ol> <p><b>Unit-I:Basic Concepts-</b> Definition of soil, Comparison between soil mechanics, rock mechanics and geotechnical engineering, Scope of soil mechanics problems in Civil Engineering. Principal types of soils in India. Characteristics of main Clay mineral groups. Soil as three phase system: weight volume relationship and determination of moisture content from nuclear method, alcohol method and sensors. Determination of Specific gravity by density bottle method, pycnometer method. Field density from sand replacement method and other methods.</p> <p><b>Index Properties:</b> Grain size analysis. Stokes’s law and Hydrometer analysis. Consistency and sensitivity of Clay, Atterbeg Limits, Flow Index and Toughness Index. Underlying theory of shrinkage limit determination. Classification of coarse and fine grained soils as per Indian Standard.</p> <p><b>Unit-II :Permeability of Soil-</b> Darcy’s law, validity of Darcy’s law. Determination of coefficient of permeability: Laboratory method: constant-head method, falling-head method. Field method: pumping- in test, pumping- out test. Permeability aspects: permeability of stratified soils, factors affecting permeability of soil. Seepage Analysis-Introduction, stream and potential functions, characteristics of flow nets, graphical method to plot flow nets.</p> <p><b>Effective Stress Principle-</b> Introduction, effective stress principle, nature of effective stress, effect of water table. Fluctuations of effective stress, effective stress in soils saturated by capillary action, seepage pressure, quick sand condition.</p> <p><b>Unit-III:Compaction of Soil-</b>Introduction, theory of compaction, laboratory determination of optimum moisture content and maximum dry density. Compaction in field, compaction specifications and field control.</p> <p><b>Consolidation of Soil</b> - Introduction, comparison between compaction and consolidation, initial, primary &amp; secondary consolidation, spring analogy for primary consolidation, interpretation of consolidation test results, Terzaghi’s theory of consolidation, Concept of various consolidation characteristics i.e. <math>a_v</math>, <math>m_v</math> and <math>c_v</math>, primary and secondary consolidation concept of <math>c_v</math>, <math>t_v</math> &amp; <math>U</math>. Consolidation test: determination of <math>c_v</math> from curve fitting methods, Pre consolidation pressure determination. Normally consolidated and over consolidated clays. Causes of over-consolidation. Effect disturbance on e-Log <math>\sigma</math> curves of normally consolidated clays, importance of consolidation settlement in the design of structures. final settlement of soil deposits, computation of consolidation settlement and secondary consolidation.</p> <p><b>Unit-IV: Shear Strength-</b> Mohr circle and its characteristics, principal planes, relation between major and minor principal stresses, Mohr-Coulomb theory, types of shear tests: direct shear test, merits of direct shear test, triaxial</p>							

compression tests, test behaviour of UU, CU and CD tests, pore-pressure measurement, computation of effective shear strength parameters. unconfined compression test, vane shear test

**Stability of Slopes-** Introduction, types of slopes and their failure mechanisms, factor of safety, analysis of finite and infinite slopes, wedge failure Swedish circle method, friction circle method, stability numbers and charts

**Text/Reference Books:**

1. Soil Mechanics by Craig R.F., Chapman & Hall
2. Fundamentals of Soil Engineering by Taylor, John Wiley & Sons
3. Soil Mech. & Foundation Engg, by K.R.Arora Standard *Publishers* Distributors
4. Geotechnical Engineering, by P. Purshotama Raj *Tata McGraw Hill*
5. Soil Mech. & Foundation Engg., by V.N.S.Murthy CBS *Publishers & Distributors.*
6. Principle of Geotechnical Engineering by B.M.Das Cengage Publisher
7. Basic and applied Soil Mechanics by Gopal Ranjan and A.S. R. Rao New Age International Publishers
8. Geotechnical Engineering by Gulati and Datta, Tata McGraw Hill
9. Problems in Soil mechanics and Foundation Engineering by B.P.Verma, Khanna Publishers.



S. No.	Category	Code	Course Title	Hours per week			Credits
				L	T	P	
7	Professional Core courses	BTCE-507-18	<b>Geotechnical Lab</b>	0	0	2	1

External Marks: 20, Internal Marks: 30, Total Marks: 50

1. Determination of in-situ density by core cutter method and Sand replacement method.
2. Determination of Liquid Limit & Plastic Limit.
3. Determination of specific gravity of soil solids by pycnometer method.
4. Grain size analysis of sand and determination of uniformity coefficient (Cu) and coefficient of curvature (Cc).
5. Compaction test of soil.
6. Determination of Relative Density of soil.
7. Determination of permeability by Constant Head Method.
8. Determination of permeability by Variable Head method.
9. Unconfined Compression Test for fine grained soil.
10. Direct Shear Test
11. Triaxial Test
12. Swell Pressure Test

**Books Recommended:-**

Soil Testing Engineering, Manual By Shamsher Prakash and P.K. Jain. Nem Chand & Brothers


S. No.	Category	Code	Course Title	Hours per week			Credits
				L	T	P	
8	Professional Core courses	BTCE-508-18	<b>Environmental Engineering Lab</b>	0	0	2	1

External Marks: 20, Internal Marks: 30, Total Marks: 50

1. To measure the pH value of a water/waste water sample.
2. To determine optimum Alum dose for Coagulation.
3. To find MPN for the bacteriological examination of water.
4. To find the turbidity of a given waste water/water sample
5. To find B.O.D. of a given waste water sample.
6. To measure D.O. of a given sample of water.
7. Determination of Hardness of a given water sample
8. Determination of total solids, dissolved solids, suspended solids of a given water sample.
9. To determine the concentration of sulphates in water/wastewater sample.
10. To find chlorides in a given sample of water/waste water.
11. To find acidity/alkalinity of a given water sample
12. To determine the COD of a wastewater sample.

**Books Recommended:**

1. Chemistry for Enviromental Engg. and Science by Sawyer & McCarty, TMH, New Delhi
2. Standard Methods for the examination of water & wastewater, APHA, AWWA, WE



S. No.	Category	Code	Course Title	Hours per week			Credits
				L	T	P	
9	Professional Core courses	BTCE-509-18	<b>Structural Lab</b>	0	0	2	1

External Marks: 20, Internal Marks: 30, Total Marks: 50

1. Deflection of a simply supported beam and verification of Clark-Maxwell's theorem.
2. To determine the Flexural Rigidity of a given beam.
3. Deflection of a fixed beam and influence line for reactions.
4. Deflection studies for a overhang beam and influence line for reactions.
5. Structural Drawings of Reinforced Concrete Elements such as Beams, Slabs.
6. Structural Drawings of Steel Elements such as Connections, Tension Members, Compression Members, Beams,

S. No.	Category	Code	Course Title	Hours per week			Credits
				L	T	P	
10	Professional core	BMPD-501-18	<b>Mentoring and professional development</b>	-	-	2	0

**Guidelines regarding Mentoring and Professional Development**

The objective of mentoring will be development of:

- Overall Personality
- Aptitude (Technical and General)
- General Awareness (Current Affairs and GK)
- Communication Skills
- Presentation Skills

The course shall be split in two sections i.e. outdoor activities and class activities. For achieving the above, suggestive list of activities to be conducted are:

**Part – A (Class Activities)**

1. Expert and video lectures
2. Aptitude Test
3. Group Discussion
4. Quiz (General/Technical)
5. Presentations by the students
6. Team building Exercises

**Part – B (Outdoor Activities)**

1. Sports/NSS/NCC
2. Society Activities of various students chapter i.e. ISTE, SCIE, SAE, CSI, Cultural Club, etc.

Evaluation shall be based on rubrics for Part – A & B.

Mentors/Faculty incharges shall maintain proper record student wise of each activity conducted and the same shall be submitted to the department.

# 6th Semester Syllabus

## *B. Tech Civil Engineering*



Sixth Semester							
S. No.	Category	Code	Course Title	Hours per week			Credits
				L	T	P	
1	Professional Core courses <sup>#</sup>	<b>BTCE-601-18</b>	<b>Engineering Economics, Estimation &amp; Costing</b>	3	1	0	4

**Course outcomes:** On completion of the course, the students will:

1. Have an idea of basic principles and elements of economics in general.
2. Be able to carry out and evaluate benefit/cost, life cycle and breakeven analyses on one or more economic alternatives.
3. Be able to understand the technical specifications for various works to be performed for a project and how they impact the cost of a structure.
4. Be able to quantify the worth of a structure by evaluating quantities of constituents, derive their cost rates and build up the overall cost of the structure.
5. Be able to understand how competitive bidding works and how to submit a competitive bid proposal.

#### **Unit-1: Basic Principles of Economics**

Demand/Supply – elasticity – Basic Macroeconomic Concepts (including GDP/GNP/NI/ Disposable Income), Aggregate demand and Supply (IS/LM), Price Indices (WPI/CPI), Interest rates, Direct and Indirect Taxes.

#### **Unit-2: Elements of Business/Managerial Economics**

Cost & Cost Control -Techniques, Types of Costs, Lifecycle costs, Budgets, Break even Analysis, Capital Budgeting, Application of Linear Programming. Investment Analysis – NPV, ROI, IRR, Payback Period, Depreciation, Time value of money.

#### **Unit-3: Estimation / Measurements for various items**

Introduction to the process of Estimation; Use of relevant Indian Standard Specifications for the same, taking out quantities from the given requirements of the work, comparison of different alternatives, Bar bending schedules, Mass haul Diagrams, Estimating Earthwork and Foundations, Estimating Concrete and Masonry, Finishes, Interiors, MEP works; BIM and quantity take-offs; adding equipment costs; labour costs; rate analysis; Material survey-Thumb rules for computation of materials requirement for different materials for buildings, percentage breakup of the cost, cost sensitive index, market survey of basic materials. Use of Computers in quantity surveying.

**Unit-4: Specifications**

Types, requirements and importance, detailed specifications for buildings, roads, minor bridges and industrial structures.

**Unit-5: Rate analysis:**

Purpose, importance and necessity of the same, factors affecting, task work, daily output from different equipment/ productivity.

**Unit-6: Tender:**

Preparation of tender documents, importance of inviting tenders, contract types, relative merits, prequalification. general and special conditions, termination of contracts, extra work and Changes, penalty and liquidated charges, Settlement of disputes, R.A. Bill & Final Bill, Payment of advance, insurance, claims, price variation, etc. Preparing Bids- Bid Price build-up: Material, Labour, Equipment costs, Risks, Direct & Indirect Overheads, Profits; Bid conditions, alternative specifications; Alternative Bids. Bid process management.

**Unit-7: Introduction to Acts:**

Acts pertaining to-Minimum wages, Workman's compensation, Contracts, Arbitration, Easement rights.

**Text/Reference Books:**

1. Mankiw Gregory N. (2002), *Principles of Economics*, Thompson Asia
2. V. Mote, S. Paul, G. Gupta(2004), *Managerial Economics*, Tata McGraw Hill
3. Pareek Saroj (2003), *Textbook of Business Economics*, Sunrise Publishers
4. M Chakravarty, *Estimating, Costing Specifications & Valuation*
5. Joy P K, *Handbook of Construction Management*, Macmillan
6. B.S. Patil, *Building & Engineering Contracts*
7. Relevant Indian Standard Specifications.
8. World Bank Approved Contract Documents.
9. FIDIC Contract Conditions.
10. Acts Related to Minimum Wages, Workmen's Compensation, Contract, and Arbitration
11. Typical PWD Rate Analysis documents.
12. UBS Publishers & Distributors, *Estimating and Costing in Civil Engineering: Theory and Practice including Specification and Valuations*, 2016
13. Dutta, B.N., *Estimating and Costing in Civil Engineering (Theory & Practice)*, UBS Publishers, 2016



Sixth Semester							
S. No.	Category	Code	Course Title	Hours per week			Credits
				L	T	P	
1	Open Elective	OECE-609-18	Remote Sensing and GIS	3	0	0	3

External Marks: 60, Internal Marks: 40, Total Marks: 100

**Course Objectives**

- To introduce the concepts of remote sensing, satellite image characteristics and its components.
- To expose the various remote sensing platforms and sensors and to introduce the concepts of GIS, GPS and GNSS.

**Course Outcome**

The course will enable the students understand:

- The characteristics of Remote sensing satellites and Applications of remote sensing.
- The GIS and its Data models.

• The Global Navigation Satellite System.

**Content**

**Unit-I:** Remote Sensing: Physics of remote sensing, Remote sensing satellites, and their data products, Sensors and orbital characteristics, Spectral reflectance curves, resolution and multi-concept, FCC

**UNIT – II:** Satellite Image - Characteristics and formats, Image histogram, Introduction to Image rectification, Image Enhancement, Elements of interpretation, Land use and land cover classification system, Unsupervised and Supervised Classification, Applications of remote sensing

**UNIT - III** Basic concepts of geographic data, GIS and its components, Data models, Topology, Process in GIS: Data capture, data sources, data encoding, geospatial analysis, GIS Applications

**UNIT - IV** Global Navigation Satellite System (GNSS), GPS, GLONASS, GALILEO, GPS: Space segment, Control segment, User segment, GPS satellite signals, Static, Kinematic and Differential GPS, GPS Applications

**Text/Reference Books:**

1. T M Lillesand et al: Remote Sensing & Image Interpretation
2. Higher Surveying by A M Chandra New Age International Publisher

- 3. Remote Sensing & GIS by B. Bhatta Oxford University Press
- 4. Introduction to GPS by A. E Rabbany Library of congress cataloging in Publication data
- 5. Geomatics Engineering - Modern Surveying, GPS, Astronomy, Photogrammetry, Remote Sensing & GIS by: Dr. Manoj K.Arora& Prof. R.C.Badjatia

<b>Sixth Semester</b>							
S. No.	Category	Code	Course Title	Hours per week			Credits
				L	T	P	
1		BMPD-601-18	<b>Mentoring and professional development</b>	-	-	2	0
<p><b>Guidelines regarding Mentoring and Professional Development</b></p> <p>The objective of mentoring will be development of:</p> <ul style="list-style-type: none"> <li>• Overall Personality</li> <li>• Aptitude (Technical and General)</li> <li>• General Awareness (Current Affairs and GK)</li> <li>• Communication Skills</li> <li>• Presentation Skills</li> </ul> <p>The course shall be split in two sections i.e. outdoor activities and class activities. For achieving the above, suggestive list of activities to be conducted are:</p> <p><b>Part – A (Class Activities)</b></p> <ol style="list-style-type: none"> <li>1. Expert and video lectures</li> <li>2. Aptitude Test</li> <li>3. Group Discussion</li> <li>4. Quiz (General/Technical)</li> <li>5. Presentations by the students</li> <li>6. Team building Exercises</li> </ol> <p><b>Part – B (Outdoor Activities)</b></p> <ol style="list-style-type: none"> <li>1. Sports/NSS/NCC</li> <li>2. Society Activities of various students chapter i.e. ISTE, SCIE, SAE, CSI, Cultural Club, etc.</li> </ol> <p>Evaluation shall be based on rubrics for Part – A &amp; B. Mentors/Faculty incharges shall maintain proper record student wise of each activity conducted and the same shall be submitted to the department.</p>							

# ***SYLLABUS FOR BASKET OF ELECTIVE COURSES***

## ***Track-1***

### ***Geotechnical Engineering***





## Sixth Semester

S. No.	Category	Code	Course Title	Hours per week			Credits
				L	T	P	
	Professional Core courses	PECE-602A-18	Foundation Engineering	3	1	0	4

**Course Outcome:** On completion of this course, the students will be able to

- 1 - Understand the methods of surface and subsoil exploration and to prepare investigation report.
- 2 - Estimate the stresses in soils and bearing capacity of soil for shallow foundation.
- 3 - Design various types of shallow foundation and to estimate settlement.
- 4 - Apply the concepts of deep foundation and solve problems related with pile foundation.

### Unit-I :Soil Exploration

Object of soil investigation for new and existing structures. Depth of exploration for different structures. Spacing of bore Holes. Methods of soil exploration and relative merits and demerits. Types of soil sample. Design features of sampler affecting sample disturbance. Essential features and application of the following types of samples- Open Drive samples, Stationery piston sampler, Rotary sampler, standard penetration test - static and dynamic cone penetration test, Bore Hole log for S.P.T. Geophysical exploration by seismic and resistivity methods

**Stresses Distribution:** Boussinesq equation for a point load, uniformly loaded circular and rectangular area, Newmark's chart and its construction. 2:1 method of load distribution. Comparison of Boussinesq and Westergaard analysis for a point load. Pressure Bulb and Isobar. Related Numerical Problems

### Unit-II: Earth Pressure

Terms and symbols used for a retaining wall. Movement of all and the lateral earth pressure. Earth pressure at rest. Rankine states of plastic equilibrium,  $K_a$  and  $K_p$  for horizontal backfills. Rankine's theory both for active and passive earth pressure for Cohesionless backfill with surcharge and fully submerged case. Cohesive backfill condition. Coulomb's method for cohesion less backfill. Merits and demerits of Rankine and Coulomb's theories, Culmann's graphical construction (without surcharge load).

### Unit-III: Shallow Foundation

Type of shallow foundations, Depth and factors affecting it. Definition of ultimate bearing capacity, safe bearing capacity and allowable bearing capacity. Rankine's analysis and Terzaghi's analysis. Types of Shear failures. Factors affecting bearing capacity. B.I.S. recommendations for shape, depth and inclination factors. Plate Load test and standard penetration Test. Causes of settlement of structures, Comparison of immediate and consolidation settlement, calculation of settlement by Plate load Test and Static Cone penetration test data. Allowable settlement of various structures according to I.S. Code.

### Unit-IV: Pile Foundations

Types and function of pile - factors influencing the selection of pile - carrying capacity of single pile in cohesionless and cohesive soil by static formula. Determination of point resistance and frictional resistance of a single pile by Static formulas. Piles in Clay, Safe load on a Friction and point Bearing pile- dynamic formulae

(Engineering News and Hiley's) Types of pile driving hammers & their comparison. Limitations of pile driving formulae. Negative skin friction - Carrying capacity of Pile group - Pile load test Cyclic Pile Load Test, Separation of skin friction and point resistance using cyclic pile load test.

Pile in sand, Spacing of piles in a group, Factors affecting capacity of a pile group, Efficiency of pile group by converse – Labare formula and feeds formulas. Bearing capacity of a pile group in clay by block failure and individual action approach. Calculation of settlement of friction pile group in clay. Settlement of pile groups in sand, Negative skin friction. Related Numerical problems

**Well foundations**-shapes, depth of well foundations, components, factors affecting well foundation design, Scour Depth, construction procedure, sinking of wells, rectification of tilts and shifts, recommended values of tilts & shifts as per I.S.3955.

**Text/Reference Books:**

1. Soil Mechanics by Craig R.F., Chapman & Hall
2. Fundamentals of Soil Engineering by Taylor, John Wiley & Sons
3. Soil Mech. & Foundation Engg. by K.R.Arora Standard *Publishers* Distributors
4. Geotechnical Engineering, by P. Purshotama Raj *Tata Mcgraw Hill*
5. Soil Mech. & Foundation Engg., by V.N.S.Murthy CBS *Publishers & Distributors*.
6. Principle of Geotechnical Engineering by B.M.Das Cengage Publisher
7. Basic and applied Soil Mechanics by Gopal Ranjan and A.S. R. Rao New Age International Publishers
8. Geotechnical Engineering by Gulati and Datta, Tata McGraw Hill
9. Problems in Soil mechanics and Foundation Engineering by B.P.Verma, Khanna Publishers.

Sixth Semester							
S. No.	Category	Code	Course Title	Hours per week			Credits
				L	T	P	
	Professional Core courses <sup>#</sup>	PECE -602B-18	Ground Improvement Techniques	3 <sup>#</sup>	1	0	4
<p><b>UNIT I: Introduction</b>  Role of ground improvement in foundation engineering– Geotechnical problems in alluvial, lateritic and black cotton soils, Methods of ground improvement Selection of suitable ground improvement techniques based on soil conditions.</p> <p><b>UNIT II: Insitu densification of cohesion</b>  less soils and consolidation of cohesive soils: Dynamic compaction Vibroflotation, Sand compaction piles and deep compaction. Consolidation: Preloading with sand drains, and fabric drains, Stone columns and Lime piles- installation techniques – simple design – relative merits of above methods and their limitations.</p> <p><b>UNIT III: Soil improvement with the addition of materials</b>  lime stabilization - lime column method - stabilization of soft clay or silt with lime - bearing capacity of lime treated soils – settlement of lime treated soils - improvement in slope stability - control methods - chemical grouting – commonly used chemicals - grouting systems - grouting operations - applications - compaction grouting - introduction - application and limitations - plant for preparing grouting materials - jet grouting – jet grouting process - geometry and properties of treated soils - applications - slab jacking - gravel - sand - stone columns</p> <p><b>UNIT IV: Soil improvement using reinforcing elements</b>  introduction to reinforced earth - load transfer mechanism and strength development - soil types and reinforced earth - anchored earth nailing reticulated micro piles - soil dowels - soil anchors - reinforced earth retaining walls.</p> <p><b>UNIT V: Geotextiles</b>  Behaviour of soils on reinforcing with geotextiles - effect on strength, bearing capacity, compaction and permeability - design aspects - slopes - clay embankments - retaining walls – pavements</p> <p><b>Reference books:</b>  1. Moseley, Text Book on Ground Improvement, Blackie Academic Professional, Chapman &amp; Hall  2. Boweven R., Text Book on Grouting in Engineering Practice, Applied Science Publishers Ltd  3. Jewell R.A., Text Book on Soil Reinforcement with Geotextiles, CIRIA Special Publication, Thomas Telford  4. Van Impe W.E., Text Book On Soil Improvement Technique &amp; Their Evolution, Balkema Publishers  5. Donald .H. Gray&amp; Robbin B. Sotir, Text Book On Bio Technical &amp; Soil Engineering Slope Stabilization, John Wiley  6. Rao G.V. &amp; Rao G.V.S., Text Book On Engineering With Geotextiles, Tata McGraw Hill</p>							

7. Korener, Construction & Geotechnical Methods In Foundation Engineering, McGraw Hill
8. Shukla, S.K. and Yin, J.H. Fundamental of Geosynthetic Engineering, Taylor & Francis
9. Swamisan, Reinforced Soil and its Engineering Application, New Age Publication
10. Gulati, S.K. and Datta, M., Geotechnical Engineering, TMH



Sixth Semester							
S. No.	Category	Code	Course Title	Hours per week			Credits
				L	T	P	
	Professional Core courses <sup>#</sup>	PECE-602C-18	Advance Soil Mechanics	3 <sup>#</sup>	1	0	4

**Course Outcome:** On completion of this course, the students will be able to:

1. Do earth dam design and stability analysis for all kind of drainage conditions
2. Do stability analysis of any kind of slope and its protection
3. Understand the earth pressure theories and able to calculate lateral earth pressure for different conditions
4. Evaluate depth of embedment for cantilever as well as anchored sheet piles.
5. Learn the concept of machine foundation

#### Unit-I

Drainage & Dewatering: Introduction, ditches and sumps, well point systems, shallow well system, deep well drainage, vacuum method, Electro-osmosis, consolidation by sand piles.

Drilled Piers and Caisson Foundations: Drilled piers-types, uses, bearing capacity, settlement, construction procedure. Caissons-Types, bearing capacity and settlement, construction procedure.

#### Unit-II

Braced Cuts Depth of unsupported vertical cut, sheeting and bracing for deep excavation, movements associated with sheeting and bracing, modes of failure of braced cuts, pressure distribution behind sheeting.

Cofferdams Introduction, types of cofferdams, design and lateral stability of braced cofferdams, design data for Cellular cofferdams, stability analysis of cellular cofferdams on soil and rock, interlocking stresses.

#### Unit -III

Cantilever Sheet Piles Purpose of sheet piles, cantilever sheet piles, depth of embedment in granular soils-rigorous method, simplified procedure, cantilever sheet pile penetrating clay.

Anchored Bulkheads Methods of design, free earth support method in cohesionless and cohesive soils, fixed earth support method in cohesionless soils.

#### Unit-IV

Basics of Machine Foundations Terminology, characteristics elements of vibratory systems, analysis of vibratory motions of single degree freedom system-undamped free vibrations, undamped forced vibrations, criteria for satisfactory action of a machine foundation, degrees of a freedom of a block foundation, Barken's soil spring constant, Barken's method of a determining natural frequency of a block foundation subjected to vertical oscillations.

#### Reference Books:

1 S.Prakash, Gopal Ranjan&S.Saran, Analysis and Design of Foundation and Retaining Structures, SaritaPrakashan Meerut, 1977.


2 Swami Saran, Analysis and Design of Sub Structures, IBH Oxford

3 Gopal Ranjan, ASR Rao, Basic and Applied Soil Mechanics, New Age Intetrnational (P) Ltd. Publishers-N.Delhi, Edition No. - 3 rd, 2016.

4 Shamsheer Prakash, Soil Dynamic, McGraw Hill, 1981.

5 Teng, Foundation Design, Prentice Hall, Edition No. - 10th, 1984.

6 P.Purshotam Raj, Geotechnical Engg, Tata Mcgraw Hill, N.Delhi, Edition No.- I, 1995 7 DebashisMoitra, Geotechnical Engineering, Universities Press, Edition No. - I, 2016



Sixth Semester							
S. No.	Category	Code	Course Title	Hours per week			Credits
				L	T	P	
	Professional Core courses <sup>#</sup>	PECE -602D-18	Geosynthetics Engineering	3 <sup>#</sup>	1	0	4
<p><b>Course Outcome:</b> On completion of this course, the students will be able to:</p> <ol style="list-style-type: none"> <li>1 Identify the functions of geosynthetics</li> <li>2 Select the geosynthetic products</li> <li>3 Identify the testing methods for geosynthetics</li> <li>4 Design with geosynthetic products</li> </ol> <p><b>Contents</b></p> <p><b>UNIT I:</b> Basic Description of Geosynthetics Historical Development, the Nomenclature, Function, Use Around the World, Applications, Development in India.</p> <p><b>UNIT II:</b> Raw Materials – Their Durability and Ageing Raw Materials, Durability, Degrading Agencies, Polymers, Biological Resistance, Chemical Resistance, Weathering Resistance.</p> <p><b>UNIT III:</b> Manufacturing Methods Fibers, Yarn, Nonwoven Geotextiles, Woven geotextiles, D.S.F. Fabrics.</p> <p><b>UNIT IV:</b> Geogrids – Testing And Evaluation Factors Influencing Testing, Sampling, Physical Properties, Mechanical Properties under Uniaxial loading, Creep Testing.</p> <p><b>UNIT V:</b> Erosion Control With Geogrids: Wind Erosion, Rain Water Erosion, Erosion Control Measures, Placement of</p>							

Geogrid.

**UNIT VI:**

Bearing Capacity Improvement with Geogrids Advantages, Mechanism. Modes of Failure, Friction Coefficient, Experimental Studies.

**UNIT VII**

Application of Geosynthetics in Water Resources Projects Case Studies: Dharoidam, Hiran II Dam, Meda Creek Irrigation Scheme, Lining of Kakarapar Canal.

**Reference Books:**

1. Robert M. Koerner, Designing with Geosynthetics, Prentice-Hall
2. G.V. Rao & G.V.S. Raju, Engineering with Geosynthetics, Tata McGraw-Hill
3. Debashis Moitra, Geotechnical Engineering, Universities Press, Edition No. - I, 2016.

<b>Sixth Semester</b>							
S. No.	Category	Code	Course Title	Hours per week			Credits
				L	T	P	
	Professional Core courses <sup>#</sup>	PECE-602E-18	Geo Environmental engineering	3 <sup>#</sup>	1	0	4
<p><b>UNIT I</b>  <b>Soil Contamination:</b> Introduction to Geo environmental engineering, Development of environmental geotechnologysources, Environmental cyclesproduction and classification of waste, Waste Containment.  <b>Contaminant’s movements in soil,</b> Contaminant transport in sub surface : advection, diffusion, dispersion, governing equations.</p> <p><b>UNIT II</b>  <b>Groundwater contamination,</b> Water quality standards, Sources of contamination, Hydro chemical behavior of contaminants - Trace metals - Trace nonmetals - Nitrogen, organic substances - Measurement of parameters - Velocity - Dispersivity - chemical partitioning</p> <p><b>UNIT III</b>  <b>Remediation of contaminantsfrom soil and Ground water:</b> contaminant transformation: sorption, biodegradation, ion exchange, precipitation: ex-situ and in-situ remediation – solidification, bio–remediation, soil washing, electro kinetics, soil heating, verification, bio venting, Ground water remediation – pump and treat, air spraying, reactive well.</p> <p><b>UNIT IV</b></p>							

**Solid waste disposal and stabilization:** Hazardous waste control and storage system 3 mechanism of Stabilization, incineration, organic and inorganic stabilization reutilization of solid waste for soil improvement.

**UNIT V**

**Engineered landfill:** Site selection, dumping, Design of landfill: CNS layer, leachate and air collection units, Case studies. CPCB rules and regulations on waste handling and management - Criteria for selection of sites for waste disposal - Disposal techniques -Disposal systems for typical wastes.

Sixth Semester							
S. No.	Category	Code	Course Title	Hours per week			Credits
				L	T	P	
	Professional Core courses#	PECE -602F-18	Rock Mechanics	3	1	0	4
<p><b>Course Outcome:</b> On completion of this course, the students will be able to:</p> <ol style="list-style-type: none"> <li>1 Identify the problems associated with underground excavations</li> <li>2 Classify the rock mass using the reference data</li> <li>3 Understand the failure criteria of rock</li> <li>4 Determine in-situ stresses from field test data</li> </ol> <p><b>UNIT I: Introduction</b> Importance of rock mechanics, composition of rocks, geological and lithological classification of rocks, classification of rocks</p>							

for engineering purposes, R.Q.D. method of classification of rocks. Theories of Brittle failure.

**UNIT II: Laboratory Testing of Rocks**

Various methods of obtaining rock cores, methods of sample preparation, methods of removing end friction of the rock samples. Compression testing machine, uniaxial compression strength of rock samples, methods of finding tensile strength-direct and indirect methods, Brazilian test, shear box test, triaxial shear test, punch shear test

**UNIT III: In-situ Testing of Rocks**

Field direct shear test on rock blocks, field triaxial strength, use of flat jacks, chamber test, plate load test, cable jacking test.

**UNIT IV: Stress Evaluation in Field Stress-**

relief technique(over coring), use of strain gauges, bore hole, deformation cell, photoelastic stress meter, stress measurement with flat jack. Hydraulics Fracturing Techniques.

**UNIT V: Stabilization of Rocks**

Rock bolting, principle of rock bolting, various types of rock bolts, application of rock bolting. Field testing of rock bolts and cable anchors.

**UNIT VI: Elastic and Dynamic**

Properties of Rocks Stress-strain behaviour dynamic properties, resonance method and ultra-sonic pulse method.

**UNIT VII: Pressure on Roof of Tunnels**

Trap door experiment, Terzaghi's theory, Bieramer, kommerel, Protodyakanov theory.

**UNIT VIII: Stress Around the Tunnels**

Basic design and Principles of tunnels in rocks, design of pressure tunnels in rocks.

**Reference Books**

- 1 Lama,et.al Rock Mechanics, Vol.I,II,III,IV
- 2 Jaeger and Cook, Fundamentals of Rock Mechanics
- 3 Stagg & Zienkiewicz, Rock Mechanics
- 4 Obert & Duvell, Rock Mechanics & Design of Structures in Rocks
- 5 Jaeger, Rock Mechanics & Engineering
- 6 Schzy, Art of Tunneling

***SYLLABUS FOR BASKET OF ELECTIVE  
COURSES  
Track-1I***

***Structural Engineering***



**Sixth Semester**

S. No.	Category	Code	Course Title	Hours per week			Credits
				L	T	P	
	Professional Core courses <sup>#</sup>	PECE - 603A-18	Design of Concrete Structures	3 <sup>#</sup>	1	0	4

**Course outcomes:** On completion of this course the students will be able:

1. To apply the loads on building frames and analyse them using direct and indirect methods.
2. To analyse the concrete components i.e. continuous beams, flat slabs, tanks and retaining walls, etc
3. To design and detail the concrete components i.e. curved beams, flat slabs, tanks and retaining walls, etc
4. To analyse and design the special foundations i.e. raft, pile and machine foundations.

**Unit-I: Building frames:**

Types, Analysis for vertical loads (Kani's method, Substitute frame method), Analysis for lateral loads (Portal and Cantilever), concept of redistribution of moments, design and detailing of various components (continuous beams and columns with uni or bi-axial bending)

**Unit-II: Liquid retaining structures:**

Introduction, Design criteria, Design of rectangular and circular concrete water tank resting on ground, Design of Intze tank, Staging for overhead tank.

**Unit-III: Flat slabs:**

Advantages and disadvantages of flat Slabs, basic action of Flat Slabs, Direct Design Method, Equivalent frame method, Codal provisions

**Unit-IV: Design of special structures:**

Retaining walls- cantilever and counter-fort type, curved beams (IS code method).

**Unit-V: Foundations:**

Design of raft foundation, pile foundation; Introduction to machine foundation, vibration characteristics, design consideration of foundation to rotary machine and impact machine.

# Note: Design as per the relevant IS codes.


**Reference Books:**

1. Reinforced Concrete Design; Pillai & Menon; Tata McGraw-Hill Education
2. Advanced Reinforced Concrete design; Varghese P C; PHI Pvt.Ltd.
3. Advanced Reinforced concrete design, Krishnaraju
4. Jain, A.K., Reinforced Concrete-Limit State Design, Nem Chand & Bros
5. Advanced RCC Design, SS Bhavikatti.
6. Design of concrete structures, B C Punmia
7. Prestressed concrete by Krishna Raju, TMH

**BIS Codes of practice and Design Handbooks:**

1. \*IS 456-2000\*- Indian Standard. Plain and Reinforced concrete -Code of practice
2. \*IS 3370- Code of practice for concrete structures for storage of liquids
3. \*IS1343-2012- Code of practice for Prestressed concrete
4. \*Design Aid SP 16

**Note: The codes marked with \* are permitted in examination.**



Sixth Semester							
S. No.	Category	Code	Course Title	Hours per week			Credits
				L	T	P	
	Professional Core courses#	PECE-603B-18	Design of Steel Structures	3#	1	0	4
<p><b>Course outcomes:</b> On completion of this course student will be able :</p> <ol style="list-style-type: none"> <li>1. To apply the knowledge for analysis and design of various components of a plate girder.</li> <li>2. To analyse , evaluate and design the different types of beam-column connections.</li> <li>3. To design the column bases and footings for a steel structure under various loading conditions.</li> <li>4. To analyse the loads and design various elements of industrial buildings.</li> <li>5. To demonstrate the basic knowledge of plastic analysis of simple steel elements.</li> </ol> <p><b>Unit-I: Design of Plate girders:</b> Elements of a plate girder, design of plate girder, curtailment of flanges, various type of stiffeners.</p> <p><b>Unit-II: Beam-column connections:</b> Types of beam-column connections, Design of shear resistant connections - Design of bracket connections, seat connections and framed connections.</p> <p><b>Unit-III: Column bases and footings</b> Types, slab base, gusseted base, bases for eccentrically loaded columns, Grillage footing.</p> <p><b>Unit-IV: Industrial Buildings:</b> Types, elements of industrial buildings/sheds, structural planning, analysis and design of trussed roof/bents, crane/gantry girders, column brackets, transverse and longitudinal bracings.</p> <p><b>Unit-V: Plastic analysis:</b></p>							



Introduction to Plastic analysis; plastic hinge mechanism, collapse load, analysis of simple beams and frames.

# **Note:** Design procedure as per the relevant IS codes and guidelines.

**Reference Books:**

1. Limit state design of steel structures: S K Duggal, TMH
2. Design of steel structures (Vol. 2): Ram Chandra
3. Design of steel structures by BC Punmia
4. Design of steel structures, Vazirani and Ratwani
5. Planning of Industrial Structures, Dunham, C.W., John Wiley and Sons
6. Design of steel structures, Arya and Azmani.

**BIS Codes of practice and Design Handbooks:**

- 1) IS 800: 2007 (General construction in steel-Code of practice)\*
- 2) IS 875-2015 Part -3 [Design loads (other than earthquake) for buildings and structures — code of practice- wind loads]\*
- 3) SP: 6(1) (Handbook for structural engineers-Structural steel sections)\*

**Note: The codes marked with \* are permitted in examination.**

## Sixth Semester

S. No.	Category	Code	Course Title	Hours per week			Credits
				L	T		
	Professional Core courses <sup>#</sup>	PECE-603C-18	Advanced Structural Analysis	3 <sup>#</sup>	1		Professional Core courses <sup>#</sup>

**Course Outcomes:** On completion of this course students will be able:

1. To evaluate the indeterminacy of different types of building frames.
2. To develop and relate stiffness and flexibility matrices for beams and frames.
3. To analyse beams and frames using flexibility and stiffness matrix method.
4. To apply the concept of finite element method to basic civil engineering structures.

**Unit-I: Analysis of building frames**

Static and kinematic indeterminacies of rigid and pin-jointed frames, action and displacement equations, generalized system of coordinates, Kani's method, and other approximate methods-Portal, cantilever and substitute frame method.

**Unit-II: Flexibility matrix method**

Development of flexibility matrices for statically determinate and indeterminate beams, rigid-jointed and pin-jointed plane frames using physical approach. Analysis of simple problems of beams and frames and its computer applications.

**Unit-III: Stiffness matrix method**

Relation between flexibility and stiffness matrices, transformation of element stiffness matrices to system stiffness matrix, development of stiffness matrices for statically determinate and indeterminate structures using physical and element approach, Analysis of simple problems of beams and frames and its computer applications

**Unit-IV: Finite element method:**

Review of principle of virtual work, Ritz method, Basic concept, elementary applications of principles and formulation of problems, the element characteristic matrix - element assembly and solution for unknowns, basic equations of elasticity, strain displacement relations, steps of FEM, Basic element shape, Discretization process; Application of finite element method to one and two dimensional plane stress strain elements.

**Unit-V: Model analysis:**

Structural similitude, Direct and indirect model analysis, Model material and model making, Measurement for forces and deformations.

**Reference Books:**

- 1 Basic structural analysis - C.S. Reddy Tata McGraw-Hill
2. Intermediate structural analysis - C . K. Wang. McGraw Hill
3. Structural Analysis, Devdas Menon, Narosa Publishers.
4. Structural analysis- A matrix approach - GS Pandit and SP Gupta
5. Matrix analysis of framed structures - William weaver, Jr. James M. Gere
6. Finite element analysis - C.S. Krishnamurthy
7. Finite element methods - O.C. Zeincwicz

Sixth Semester							
S. No.	Category	Code	Course Title	Hours per week			Credits
				L	T	p	
	Professional Core courses <sup>#</sup>	PECE-603D-18	Structural Analysis and Design	3 <sup>#</sup>	1	0	Professional Core courses <sup>#</sup>
<p><b>Course Outcomes:</b> On completion of this course the students will be able:</p> <ol style="list-style-type: none"> <li>1. To understand and determine the indeterminacy of different types of structures.</li> <li>2. To calculate forces and moments in indeterminate structures due to static as well as moving loads.</li> <li>3. To analyse and design concrete structures i.e. column subjected to moments, foundations, retaining walls, etc.</li> <li>4. To analyse and design the steel structures i.e. column bases, beam-column joints, plate girders and roof trusses.</li> </ol> <p><b>Unit-I: Review of indeterminacy:</b> Static and kinematic indeterminacies of beams, rigid-jointed and pin-jointed plane frames.</p> <p><b>Unit-II: Analysis of indeterminate structures:</b> Analysis indeterminate beams and frames by Kani's method, Theorem of three moments and other approximate methods-Portal, Cantilever and Substitute frame method.</p> <p><b>Unit-III: Moving loads and influence lines:</b> Analysis of moving Loads for determinate beams, Influence lines for indeterminate beams, trusses and frames. Muller Breslau principle.</p> <p><b>Unit-IV: Design of Concrete structures:</b> <b>Columns with moments:</b> Design of short columns with uni-axial and bi-axial bending; Design of Long columns, use of design charts; <b>Foundations:</b> Isolated and combined footing for columns; <b>Staircases,</b> Introduction, types and design; <b>Retaining walls</b> - Cantilever and Counter-forte type retaining wall.</p> <p><b>Unit-V: Design of Steel Structures:</b> <b>Column bases:</b> Slab base, Gusseted base; <b>Beam-column connections:</b> bracket connections, seated and framed connections.; <b>Plate girders:</b> Elements of a plate girder, design of plate girder section, intermediate and bearing stiffeners, <b>Roof trusses:</b> Types, Design loads, design of members and joints.</p> <p><b>Reference Books</b></p> <ol style="list-style-type: none"> <li>1 Basic structural analysis - C.S. Reddy Tata McGraw-Hill</li> <li>2. Intermediate structural analysis - C . K. Wang. McGraw Hill</li> <li>3. Structural analysis - S Ramamurtham,</li> <li>4. Reinforced Concrete Design; Pillai &amp; Menon; Tata McGraw-Hill Education</li> <li>5. Limit state Design of Reinforced Concrete; Varghese P C; PHI Pvt.Ltd.</li> <li>6. Design of concrete structures, B C Punmia</li> <li>7. Limit state design of steel structures: S K Duggal, TMH</li> <li>8. Design of steel structures: N Subramanian, Oxford publications</li> <li>9. Design of steel structures (by limit state method as per IS: 800-2007), S S Bhavikatti</li> </ol> <p><b>BIS Codes of practice and Design Handbooks:</b></p>							

1. \*IS 456-2000- Indian Standard. Plain and Reinforced concrete -Code of practice
2. \*Design Aid SP 16.
4. \*IS 800: 2007 (General construction in steel-Code of practice)
- 5.\* IS 875-2015 Part -3 [Design loads (other than earthquake) for buildings and structures — code of practice- wind loads]
6. \*SP: 6(1) (Handbook for structural engineers-Structural steel sections)

**Note: The codes marked with \* are permitted in examination.**

<b>Sixth Semester</b>							
S. No.	Category	Code	Course Title	Hours per week			Credits
				L	T	P	
1	Professional Core courses <sup>#</sup>	PECE-603E-18	Prestressed Concrete	3 <sup>#</sup>	1	0	4
<p><b>Course outcome:</b> On completion of this course the student will be able to:</p> <ol style="list-style-type: none"> <li>1. Recognize the materials for prestressed concrete and its properties, advantages and applications in contrast to normally reinforced concrete.</li> <li>2. Comprehend the concept of pre-tensioning and post-tensioning of prestressed concrete, types of prestressed members, prestressing systems and its components.</li> <li>3. Analyse the prestress, its losses, and determine the strength of a prestressed concrete sections using Indian Standards (IS) guidelines under flexure, shear and torsion.</li> <li>4. Evaluate the strength and serviceability requirements of different prestressed concrete members i.e. beams, slab and anchor blocks.</li> <li>5. Design the sections and the reinforcement for prestressed concrete beams, prestressed slabs and anchorage zones as per the IS specifications.</li> </ol> <p><b>Unit-I: Materials for prestressed concrete</b>            Introduction to prestressing concrete; High strength concrete- strength, creep and shrinkage, permissible stresses; High tensile prestressing steel –treatments, forms of prestressing steel, strength, relaxation of steel, permissible stresses.</p> <p><b>Unit-II: Prestressing devices and systems</b>            Types of prestressing, tensioning devices and equipments, pre-tensioning systems, post- tensioning systems (advantages and disadvantages, procedure, applications)</p> <p><b>Unit-III: Analysis of prestress and bending stresses</b>            Analysis of prestress, resultant stresses at a section, pressure line or thrust line concept and internal resisting couple, concept of load balancing, losses of prestress, deflection of beams.</p>							

**Unit-IV: Strength of prestressed concrete sections**

Types of flexural failure, strain compatibility method, IS:1343 code procedure for flexural strength, design for limit state of shear and torsion and codal provisions for detailing.

**Unit-V: Design of prestressed concrete beams and slabs**

Transfer of prestress in pre tensioned and post tensioned members, design of anchorage zone reinforcement, design of simple beams/girders, cable profiles, design of slabs.

**Reference Books**

1. N. Krishna Raju, Prestressed concrete, Tata McGraw Hill
2. T.Y. Lin, Ned H. Burns, Design of Prestressed Concrete Structures, John Wiley & Sons.
3. P. Dayaratnam, Prestressed Concrete, Oxford & IBH
4. R. Rajagopalan, Prestressed Concrete.

**BIS Codes of practice**

1. \* IS 1343 2012, Code of Practice for Prestressed Concrete
2. \* IS 456-2000, Code of practice for design of reinforced concrete

Note: The codes marked with \* are permitted in examination.

Sixth Semester							
S. No.	Category	Code	Course Title	Hours per week			Credits
				L	T	P	
	Professional Core courses <sup>#</sup>	PECE-603F-18	Bridge Engineering	3 <sup>#</sup>	1	0	4

**Course Outcomes:** On completion of this course the student will be able:

1. To evaluate the basic design considerations for different types of bridge structure.
2. To analyse the concrete and steel bridges as per the various loading standards of India.
3. To design the main structure of the concrete and steel bridges.
4. To design the various types sub-structure and bearings for a bridge.
5. To demonstrate the various construction and maintenance methods for a bridge structure.

**Unit-I: Planning and General design consideration**

Classification of bridges, Factors considered for planning of Concrete and Steel Bridges site selection; Design consideration - geometric and hydraulic considerations, optimum spans; Design aids and Codes of practice, loading standards for highway and railway bridges (IS, IRC, RDSO, AASHTO).

**Unit-II: Concrete Bridges**

Culverts; Slab, T-beam, box girder bridges, balanced cantilever bridge, arch bridge; Bridge deck and approach slabs - Slab design methods - bridge deck systems - Slab-beam systems - Box girder systems - Detailing of box girder systems. (not design), Special requirements for Prestressed Concrete bridges.

**Unit-III: Steel Bridges**

Plate girder bridge, truss bridge, suspension cable bridge, cable stayed bridge; Analysis and design of Truss bridge and plate girder bridge

**Unit-IV: Substructures:**

Design of Piers - Columns and towers; Caissons, pile and well foundations; abutments and retaining walls.

**Unit-V: Bearings and expansion joints**

Types and functions of bearings, design of elastomeric bearings, rocker and roller type bearings, general requirements for provisions of expansion joints.

**Unit-VI: Construction techniques and maintenance**

Construction techniques: Cast in-situ, Prefabricated, Incremental launching, Free cantilever construction, provisions for inspection and maintenance.

# **Note:** Design as per the relevant IS, IRC codes and guidelines for bridges.

**Reference Books**

1. Krishna Raju N., "Design of Bridges", 4th Edition, Oxford and IBH Publishing Co., Ltd., 2008
2. Ponnuswamy, "Bridge Engineering", 4th Edition, McGraw-Hill Publication, 2008.
3. Swami Saran, "Analysis and Design of sub-structures", 2nd Edition, Oxford IBH Publishing co ltd., 2006.
4. Vazirani, Ratvani & Aswani, "Design of Concrete Bridges", 5th Edition, Khanna Publishers, 2006.
5. D.J. Victor, "Essentials of Bridge Engineering," Oxford & IBH Publishing, New Delhi, 2001.

**BIS Codes of practice and Design Handbooks:**

- 1) IS 800: 2007 (General construction in steel-Code of practice)\*
- 2) SP: 6(1) (Handbook for structural engineers-Structural steel sections)\*
- 3) IS 456:2000 Code of practice for design of concrete structures\*
- 3) Relevant IRC and IS guidelines for bridge design.

**Note: The codes marked with \* are permitted in examination.**

***SYLLABUS FOR BASKET OF ELECTIVE  
COURSES  
Track-III***

***Construction Engineering.***





**Sixth Semester**

S. No.	Category	Code	Course Title	Hours per week			Credits
				L	T	P	
	Professional Core courses#	PECE-604A-18	Construction Equipment & Automation	3	1	0	4

External Marks: 60, Internal Marks: 40, Total Marks: 100

**Course Outcomes**

1. Understand Equipments & Automation and key features of its performance
2. Know automation systems in detail, including its evolution, objectives, criteria, levels of benefits, and shortcomings
3. Know a series of case studies representing diverse project types, sizes, certification levels, and climate regions
4. Know what are innovations in construction equipments

**Content**

**UNIT-I : Construction Equipment**

Introduction, significance of equipment in construction industry - laboratory setting including plan reading, specification reading, construction scheduling and estimating, Job layout and its importance. Study of equipments with reference to available types and their types and their capacities, factors affecting their performance.

**UNIT – II: Construction Equipment Management**

Equipment Management- Introduction, Differences between men and manpower, Extent of Mechanisation, Equipment planning, Selection of equipment, Forward planning, Purchase of Equipment, Specifications for ordering equipment

**Unit –III: Equipment for Earthwork**

Fundamentals of Earth Work Operations - Earth Moving Operations - Types–Excavation equipment- Power Shovels, Back Hoe, Drag line, Clamshell – Scrapers, Bull Dozers, Tractors, Hauling Equipment – Dump trucks, Dumpers Loaders, trucks, Earth Compaction Equipment-Tamping Rollers, Smooth Wheel Rollers, Sheepsfoot Roller, Pneumatic-tyred Roller, Vibrating Compactors, Vibrocompaction methods.

**UNIT-IV: Other Construction Equipment**

:Pile driving Equipment - Erection Equipment – Cranes, Derrick Cranes, Mobile cranes, Overhead cranes, Traveller cranes, Tower cranes - Types of pumps used in Construction - Grouting - Material Handling Conveyors –Industrial Trucks, Forklifts and related equipment.

**Unit-V : Equipment for Concrete and Road laying**

Aggregate production equipment- Different Crushers – Feeders - Screening Equipment -Handling Equipment - Batching and Aggregate Mixing Equipment - Asphalt Plant, AsphaltPavers, Asphalt compacting Equipment – Ready mix concrete equipment, Concrete mixers,Concrete batching and mixing plant, Transportation of concrete mix, Concrete pouring and pumps,concrete compaction equipment.

**UNIT-VI: Automation:**

Introduction & Technical terms of Automation and robotics; advantages & disadvantages,Need for construction automation, Applications, Automation in precast construction industry, Autonomous Machines on the Construction Site, Drones to Survey Working Areas , Robotics in Concrete Works, IoT Sensors to Collect and Process Data, Virtual Reality During Project Planning and Training , Automatic Concrete Screeding Machine, Concrete Surface Finishing Robot, Automation in High Rise Building Construction, Automation in prefabrication of masonry and on site masonry construction, partially automated masonry element prefabrication, automated manufacture of brick wall masonry blocks, Automation in timber construction, Automation in production of steel components, Transformable welding robot.

**Reference Books**

- 1 Peurifoy, R.L., Ledbetter, W.B. and Schexnayder, C., "Construction Planning, Equipment and Methods", McGraw Hill, Singapore, 2006.
2. Sharma S.C. "Construction Equipment and Management", Khanna Publishers, New Delhi, 1988.
3. Deodhar, S.V. "Construction Equipment and Job Planning", Khanna Publishers, New Delhi, 1988.
4. Dr.MaheshVarma, "Construction Equipment and its planning and Application", Metropolitan Book Company, New Delhi. 1983.

Sixth Semester							
S. No.	Category	Code	Course Title	Hours per week			Credits
				L	T	P	
1	Professional Core courses <sup>#</sup>	PECE-604B-18	Sustainable Construction Methods	3 <sup>#</sup>	1	0	4

External Marks: 60, Internal Marks: 40, Total Marks: 100

**Course Outcomes:**

1. Create new engineering materials to improve the performance of infrastructure
2. Characterize and mitigate natural and man-made hazards
3. Improve fundamental knowledge of the inter-relationships between the built environment and natural systems.
4. Develop the technological innovations needed to safeguard, improve, and economize infrastructure

**Content**

**UNIT-I : INTRODUCTION**  
Definitions- Various types - Pillars of Sustainability - Circle of Sustainability - Need - systems and their sustainability - Green Buildings -Difference between Green and Sustainability - Climate Change, Global warming - National and International policies and Regulations. Identification of cutting edge sustainable construction materials, technologies, and project management strategies for use in the construction industry and evaluation of their potential to reduce the negative environmental impacts of construction activity.

**UNIT – II: BUILDING CONSTRUCTION METHODS**  
Conventional vs modular construction methods, development , Engineering principles, benefits, Modular construction methods for repetitive works, Green Roofs, Cool Roofs, Passive House, Rammed Earth Brick, Passive Solar, Greywater Plumbing Systems, Solar Thermal Cladding, Solar Power, Water Efficiency Technologies, Sustainable Indoor Environment Technologies.

**UNIT –III: PRECAST CONSTRUCTION METHODS**  
Modular construction methods for repetitive works; Precast concrete construction methods; Benefits , Sustainability in Concrete Mix Design, Greener, Faster and Sustainable Construction Practices Through Precast Solutions, Use of secondary cementitious material (SCM's) like GGBS, fly ash, ultra-fine GGBS in the production of the concrete, Basics of Slip forming for tall structures, Structural 3D Printing, Self-healing Concrete, Green Insulation, Sustainable Resource Sourcing, Environmental Sustainability Benefits From Precast Concrete.

**UNIT-IV: CONSTRUCTION METHODS OF BRIDGES**  
Types of foundations and construction methods; Basics of Formwork and Staging; Proactive Maintenance, Prefabrication/Modular Construction, balance between environment and construction activities, reducing problems at site with minimal staging, increasing safety etc, Constructions are sustainable with reduced use of natural resources, Costs of Construction/Assembly and Transportation, Lifespan, Environmental Impact, harmful emissions during bridge construction, Reducing waste, solar panels to power LED lights to illuminate its deck, water-powered light system powered by the currents of the river, development that meets the needs of the present.

**UNIT-V: NEW CONSTRUCTION MATERIALS TECHNOLOGIES** Introduction to new construction materials & technologies, Synthetic Roof Underlayment, Electro chromic Glass, Biodegradable Materials, Reduction of water consumption, Impact on environment, Concepts of climate responsive building,

Sustainability assessment using standard approaches- LEED/GRIHA rating evaluation process

**Text/Reference Books**

1. Margaret Robertson, Sustainability Principles and Practice, Routledge, 2014
2. Martin A. A. Abraham , Sustainability Science and Engineering: Defining Principles, Elsevier Science, 2005
3. Tony Clayton, Nicholas J. Radcliffe, Anthony M. H. Clayton, Sustainability: A Systems Approach, Routledge, 1996
4. Stephen M. Stephen, Stephen M. Wheeler, Climate Change and Social Ecology: A New Perspective on the Climate Challenge, Routledge, 2012
5. Gursharan Singh Kainth, Climate Change, Sustainable Development and India, LAP Lambert Academic Publishing, 2011

Sixth Semester							
S. No.	Category	Code	Course Title	Hours per week			Credits
				L	T	P	
	Professional Core courses <sup>#</sup>	PECE-604C-18	Repair and Rehabilitation of Structures	3 <sup>#</sup>	1	0	4
<p><b>Objectives:-</b>            To understand the knowledge on quality of concrete, durability aspects, causes of deterioration, repairing of structures and demolition procedures.</p> <p><b>Course Outcomes</b> After studying this course, students will be able to</p> <ol style="list-style-type: none"> <li>1. Understand the cause of deterioration of concrete structures.</li> <li>2. Able to assess the damage for different types of structure.</li> <li>3. Summarize the principles of repair and rehabilitation of structures.</li> <li>4. Recognize the ideal material for different repair and retrofitting techniques.</li> </ol> <p><b>Content</b></p> <p><b>Unit-I: Introduction to Rehabilitation of Structures</b>            Aging of Structures, Performance of Structures, Need for rehabilitation of structural members, Maintenance, Facets of Maintenance, Importance of Maintenance, Various aspects of Inspection, Assessment procedure for evaluating a damaged structure, Causes of deterioration.</p> <p><b>Unit-II: Evaluation and Deterioration of Concrete Buildings</b>            Visual Integration, Destructive Testing Systems, Non Destructive Testing Techniques, Semi Destructive Testing Techniques, Chemical Testing, Embedded Metal Corrosion, Disintegration Mechanisms, Moisture Effects, Thermal effects, Structural effects, Faulty construction, Distress in structure due to corrosion, fire, leakage, earthquake and effects, case studies, damage assessment and evaluation models.</p> <p><b>Unit III: Strength and Durability of Concrete</b>            Quality assurance for concrete – Strength, Durability and Thermal properties of concrete – Cracks, different types, causes – Effects due to climate, temperature, Sustained elevated temperature, Corrosion – Effects of cover thickness and cracking, Methods of corrosion protection, Corrosion inhibitors, corrosion resistant steels, coatings, and cathodic protection, Special concretes -- Polymer concrete, Sulphur infiltrated concrete, Fibre reinforced concrete, High strength concrete, High performance concrete, Vacuum concrete, Self-compacting concrete, Geopolymer concrete, Reactive powder concrete, Concrete made with industrial wastes.</p>							

**Unit IV: Surface Repair and Retrofitting**

Strategy and Design, Selection of Repair Materials, Surface Preparation, Bonding Repair Materials to existing concrete, Placement methods, Epoxy bonded replacement concrete, Preplaced aggregate concrete, Shotcrete/Gunite, Grouting, Injection Grouting, Micro concrete, Mortar repair for cracks, shoring and underpinning.

**Unit V: Strengthening Techniques and Seismic Rehabilitation**

Beam Shear capacity Strengthening, Shear Transfer Strengthening between members, Column Strengthening, Flexural Strengthening and Crack Stabilization, Seismic strengthening of structures, Guidelines for Seismic Rehabilitation, Seismic Vulnerability and Strategies for Seismic Retrofit.

**Reference's Books**

1. R.T. Allen and SC Edwards, "Repair of Concrete Structures", Blakie and Sons, 1987
2. FEMA273, NEHRP Guidelines for Seismic Rehabilitation of Buildings, 1997
3. DovKominetzky.M.S., "Design and Construction Failures", Galgotia Publications Pvt. Ltd., 2001
4. Emmons, P.H., "Concrete Repair and Maintenance", Galgotia Publication,2001
5. Ravishankar.K, Krishnamoorthy.T.S, "Structural Health Monitoring, Repair and Rehabilitation of Concrete Structures", Allied Publishers, 2004.
6. Malhotra, V.M. and Carino, N.J., " Handbook on Non Destructive Testing of Concrete", CRC press, 2004
7. Bohni, H., "Corrosion in Concrete Structures", CRC Press., 2005
8. ShettyM.S., "Concrete Technology – Theory and Practice", S.Chand and Company, 2008.
9. CPWD and Indian Buildings Congress, Hand book on Seismic Retrofit of Buildings, Narosa Publishers, 2008.
10. P.C. Varghese , "Maintenance Repair and Rehabilitation and Minor Works of Bridges", PHI learning Pvt.Ltd, 2014.

## Sixth Semester

S. No.	Category	Code	Course Title	Hours per week			Credits
				L	T	P	
	Professional Core courses <sup>#</sup>	PECE-604D-18	Construction Cost Analysis Methods	3	1	0	4

**Course Outcomes:** Student shall be able to

1. To Prepare Capital budgeting of a Construction site.
2. To Prepare a Performance statement of a company'
3. To estimate various financial instrumental such as IRR, Break even analysis
4. To prepare a Job Cost report of a Construction Site.

**Unit-I: Project Appraisal**

Project appraisal, government and private project evaluators, significance of social benefit – cost analysis, commercial profitability, national economic profitability, measurement of direct and indirect benefit and costs. Calculation of benefit cost ratio.

**Unit-II : Engineering economics**

Time value of money, discounted cash flow, decision making among the alternatives, replacement analysis, break even analysis.

Project capital: Cash flow of a project, estimation of minimum capital required, internal rate of return (IRR), Multiple IRR, estimation of annualized cost.

**Unit-III: Depreciation**

Importance, classification, types – straight line, sum of year method, double rate declining balance method.

Capital Budgeting: Element of budgeting – men, materials, equipment, overhead, profits – preparation of capital budget.

**Unit-IV: Cost Control:**

Understanding control, operating cycles, cost account codes, Job cost report, Projected Cost Estimates, status reporting, variance and earned value.

**Unit-V: Performance statement**

Capital gearing ratio, shares, debentures, PBT, PAT, PBIT, Earning per share, preparation of company's performance statement, Inflation.

**REFERENCE BOOKS:**

1. M Pandey, Financial Management, Vikas Publishing house pvt ltd 9th Edition.
2. Donald Newnan, Engineering Economics analysis, Oxford University Press
3. R Panneerselvam, Engineering Economics, PHI Learning Pvt. Ltd.
4. Frank Harris & Ronald Mc Caffer Modern Construction Management Blackwell science 4th Edition.
5. Roy Pilcher Principles of Construction Management, Mc Graw Hill London.
6. United Nations Guidelines for Project Evaluation Oxford & IBH Publishing Co. Pvt. Ltd.
7. A.H. Taylor & H Shearing, Financial & Cost Accounting for Management Mac Donald & Evans

Sixth Semester							
S. No.	Category	Code	Course Title	Hours per week			Credits
				L	T	P	
	Professional Core courses <sup>#</sup>	PECE-604E-18	Contract Management	3	1	0	4

**Course Outcomes:**

To make Civil Engineering students able to analyze, evaluate and design construction contract documents.

**UNIT I: Construction Contract:**

Terminology, Importance, Agreement, Contract, essential conditions, Elements, nature, Features, Suitability. Subcontracts and supply contracts, Indian Contracts Act. Types of contract: Lump sum contract, Item rate contract, Cost plus fixed fee contract, Cost plus percentage contract, Special contracts.

Execution of Works: Direct execution by Department, Muster Roll, Piece work Agreement, Work Order.

**UNIT II: Construction Specifications**

Standard specifications, general specification, development, interpretation. Tender and tender documents: tender form, Types of bidding, tender notice, tendering procedure, submission and opening of tender.

**UNIT III: Contract document**

Design of Contract Documents –Contract document: Drafting of clauses, development, and interpretation, CPWD conditions of contract, FIDIC conditions of contract. International Contract Document, Standard Contract Document.

**UNIT IV: Construction claims**

Extra item, excess quantity, deficit quantity, price escalation. Dispute resolution mechanism: litigation, arbitration, conciliation, mediation, dispute resolution board. Contractual Problems: Possible contractual problems, creation of claims, development of disputes.

**BOT contract:** Types of contract, PPP framework, types of risk, concession agreement, drafting of clauses, development, and interpretation.

**UNIT V: Legal requirements**

Labour Laws, Child Labour Act, Sales Tax, VAT, Service Tax, Excise Duty, Laws relating to Wages, Bonus and Industrial



Disputes, Labour Administration, Insurance and Bonding, Insurance and Safety Regulations.

**REFERENCE BOOKS:**

1. L.S. Ranaga Rao Contract Management and Dispute Resolutions Engineering staff College of India January 2008.
2. C. J. Schexnayder and R. E. Mayo, Construction Management Fundamentals, McGraw Hill, New Delhi. 2003
3. General Conditions of Contract, Central Public Works Department, New Delhi, 2010
4. S. Ranaga Rao, Contract Management & Dispute Resolutions, Engineering staff College of India, January 2008
5. D.S. Berrie and B.c. Paulson, Professional construction management including C.M., Design construct and general contracting, McGraw Hill International, Third Edition 1992..
6. V. K. Raina, Construction & Contract Management Practices, SPD, New Delhi

Sixth Semester							
S. No.	Category	Code	Course Title	Hours per week			Credits
				L	T	P	
	Professional Core courses <sup>#</sup>	PECE-604F-18	Construction Engineering Materials	3	1	0	4

**Course Outcomes:** On completion of this course the student will be able

- To Provides a broad understanding of the composition, microstructure, and engineering behavior of various materials used in civil engineering applications.
- To Introduces various modifications possibilities in construction materials.
- To Understand and Explain Special Concrete.

**Unit-I: Construction Materials**

Classifications of Construction Materials. Consideration of physical, Mechanical, thermo-physical Properties, characteristics behaviour under stress, Selection criteria for construction materials, green building materials.

**Unit-II: Materials for making Mortar and concrete**

Lime manufacture, properties, hardening of lime, types of lime, lime concrete uses. Cement, pozzolanic material, aggregates, water, admixtures - characteristics, properties and uses .Types of mortars, special mortars, their properties and applications. Ceramic Materials: Classification, Refractories, glass, glass wool, mechanical, thermal and electrical properties, fire resistance materials, Uses and application.

**Unit-III: Polymers in civil engineering**

Rubber and plastics, properties, effect of temperature on mechanical properties. Uses and application. Polymers, fibres and composites, Fibre reinforced plastic. Architectural use and aesthetics of composites. Adhesives and sealants. Structural

elastomeric bearings and resilient seating. Moisture barriers, Polymer foams and polymers in Building Physics. Polymer concrete composites.

**Unit IV: Metals**

Types of structural steels, special steel, alloy steel, stainless steel, light gauge steel, Corrosion of concrete and reinforcing steel in various environments. Electro-chemical process and measures of protection during construction. Ferro-cement, composition and properties.

**Unit V: Modified Materials**

Modified bitumen using plastic or polymers, Modified cement concrete using various industrial ashes, soil stabilised using slag, polymers - their properties, advantages and applications as per Indian conditions.

**Unit-VI: Special concretes**

Concretes, Behaviour of concretes – Properties and Advantages of High Strength and High Performance Concrete – Properties and Applications of Fibre Reinforced Concrete, Self- compacting concrete, Alternate Materials to concrete on high performance & high Strength concrete.

**REFERENCES BOOKS:**

1. Rangawala S.C. Engineering Materials Chortor Publications 1991.
2. S.K. Duggal Building Materials, New Age International Publications 2006.
3. Bruntley L.R Building Materials Technology Structural Performance & Environmental Impact McGraw Hill Inc 1995.
4. R Chudley Construction Technology, Vol I - IV Longman Group Construction Ltd. 1973.

## Mandatory Course

Sixth Semester							
S. No.	Category	Code	Course Title	Hours per week			Credits
				L	T	P	
	Mandatory Course (Non Credit)	BTMC-101-18	Constitution of India	3	0	0	S/US

The Constitution of India is the supreme law of India. Parliament of India can not make any law which violates the Fundamental Rights enumerated under the Part III of the Constitution. The Parliament of India has been empowered to amend the Constitution under Article 368, however, it cannot use this power to change the “basic structure” of the constitution, which has been ruled and explained by the Supreme Court of India in its historical judgments. The Constitution of India reflects the idea of “Constitutionalism” – a modern and progressive concept historically developed by the thinkers of “liberalism” – an ideology which has been recognized as one of the most popular political ideology and result of historical struggles against arbitrary use of sovereign power by state. The historic revolutions in France, England, America and particularly European Renaissance and Reformation movement have resulted into progressive legal reforms in the form of “constitutionalism” in many countries. The Constitution of India was made by borrowing models and principles from many countries including United Kingdom and America.

**Course content**

Meaning of the constitution law and constitutionalism

Historical perspective of the Constitution of India

Salient features and characteristics of the Constitution of India

Scheme of the fundamental rights

The scheme of the Fundamental Duties and its legal status

The Directive Principles of State Policy - Its importance and implementation

Federal structure and distribution of legislative and financial powers between the Union and the States

Parliamentary Form of Government in India - The constitution powers and status of the President of India

Amendment of the Constitutional Powers and Procedure

The historical perspectives of the constitutional amendments in India

Emergency Provisions : National Emergency, President Rule, Financial Emergency

Local Self Government - Constitutional Scheme in India

Scheme of the Fundamental Right to Equality

Scheme of the Fundamental Right to certain Freedom under Article 19

Scope of the Right to Life and Personal Liberty under Article 21

# 7th & 8th Semester Syllabus

## *B. Tech Civil Engineering*



# ***SYLLABUS FOR BASKET OF ELECTIVE COURSE***

## ***Track-1V***

### ***Transportation Engineering***



Seventh/Eight Semester							
S. No.	Category	Code	Course Title	Hours per week			Credits
				L	T	P	
1	Professional Core courses	PECE -701A-18	<b>Pavement and geometric design of Highways</b>	3	1	0	4

**Course Outcome:** On the completion of this course the student will be able to

1. Understand patterns of Traffic and its behaviour.
2. Develop an understanding for various sight distances and its affects
3. Analyse and design Horizontal and vertical curves
4. Design the cross-sectional elements for different types of highways.
5. Develop and appreciate the concept of intersections

Suggest the required facilities for pedestrians, bicycles, buses and parking

**Unit 1 : Introduction to Design Elements:** Objectives and requirements of highway geometric design, Sight distances - types, analysis, PIEV theory, factors affecting, measurements, Horizontal alignment – design considerations, stability at curves, super-elevation, widening, transition curves; curvature at intersections, vertical alignment - grades, ramps, design of summit and valley curves, combination of vertical and horizontal alignment including design of hair pin bends, IRC standards and guidelines for design problems.

**Unit 2 : Cross Section Elements:** Right of way and width considerations, roadway, shoulders, kerbs traffic barriers, medians, frontage roads; Facilities for pedestrians, bicycles, buses and trucks, Pavement surface characteristics - types, cross slope, skid resistance, unevenness.

**Unit 3 : Design of Intersections:** Types of Intersections; Design Principles for Intersections; Design of At-grade Intersections –Channelization, Objectives; Traffic Islands and Design standards; Rotary Intersection – Concept, Advantages and Disadvantages; Grade separated Interchanges – Types, warrants and Design standards.

**Unit 4: Miscellaneous Elements:** Traffic Signs and Markings. Requirements of Pedestrians; Pedestrian facilities on Urban Roads; Cycle Tracks – Guidelines and Design standards; Bus bays –Types and Guide lines; Design of On-street and Off-street Parking facilities – Guidelines for lay out Design,

**Books Recommended:**

1. Khanna S.K. and C.E.G. Justo, “**Highway Engineering**”, Nemchand Bros(2012).
2. Kadyali L. R.; “**Highway Engineering**”, Nem Chand & Brothers, Roorkee (2004).
3. Rao G. V.; “**Transportation Engineering**”, Tata McGraw Hill Publisher, New Delhi (1999).
4. Yoder E. J.; “**Principles of Pavement Design**”, John Wiley & Sons (1975).

Seventh/Eight Semester							
S. No.	Category	Code	Course Title	Hours			Credits
				L	T	P	
2	Professional Core courses	PECE -701B-18	<b>Airport planning and Design</b>	3	1	0	4
<p><b>Course outcome:</b> On the completion of this course the student will be able to</p> <ol style="list-style-type: none"> <li>Understand the detail concepts of the airport engineering.</li> <li>Able to design runway, taxiway and apron pavements.</li> <li>Suggest the runway orientation and the runway length as per FAA &amp; ICAO guidelines.</li> <li>Conceptualise Pavement management system for maintenance</li> </ol> <p><b>Unit 1. Airport Engineering:</b> Components of airport: Classifications of obstructions, Imaginary surfaces, Approach zone and turning zone. Runway orientation, basic runway length, corrections for elevation, temperature &amp; gradient, airport classification.</p> <p><b>Unit 2. Runway &amp; Taxiway Design:</b> Wind-rose diagram, Geometric design of runway, airport capacity, factors controlling taxiway layout, geometric design standards for taxiway holding aprons,</p> <p><b>Unit 3. Structural design</b> of runway pavements LCN/PCN method of rigid pavement design, different LCN/PCN of aircrafts using runway. Pavement Evaluation for runway &amp; taxiway, design of overlay, Terminal area, building area, parking area, apron, hanger typical airport layouts.</p> <p><b>Unit 4. Design of flexible and rigid runways</b> as per FAA procedure, Specifications for the different layers of runway and taxiway pavements, Pavement management systems for runway pavements. Benkelman Beam method for maintenance.</p> <p><b>Books Recommended:</b></p> <ol style="list-style-type: none"> <li>Khanna, Arora &amp; Jain, <b>Airport Planning and Design</b>, Nem Chand &amp; Brothers, Roorkee (1999).</li> <li>Rangwala, <b>Airport Engineering</b>, Charotar Publishing House (2019).</li> <li>Horenjeff Robert, <b>Airport Engineering</b>, McGraw Hill International Publisher (2010).</li> </ol>							

Seventh/Eight Semester							
S. No.	Category	Code	Course Title	Hours per			Credits
				L	T	P	
3	Professional Core courses	PECE -701C-18	<b>Intelligent Transportation systems</b>	3	1	0	4

**Course outcome:** On the completion of this course the student will be able to:

1. Understand the concept of Intelligent Transportation system.
2. Analyse ITS's relevance with Smart growth and energy based planning.
3. Conceptualise the urban transportation systems using different models.
4. Explore methodology for smart city based Transit planning
5. Suggest road safety using ITS.

**Unit 1. Overview of Intelligent Transportation Systems:** Introduction to ITS, its history and future, Framework for analysing ITS relationships- Information technology, GPS.

**Unit 2. Advanced Transportation Planning Process and Problems:** Terminology of Transportation Planning, Functional Components, Brief Overview of Models used in Transportation Planning, Environmental concerns, Smart growth and sustainable alternatives, Energy based planning, Global Positioning Systems. Transportation System Impacts: Travel Facilities, Origin and Destination, Transit Surveys, Decision making Process, Transportation Demand Management (TDM). Use of GIS in Transport planning.

**Unit 3. Land Use Transportation System:** Urban system components, Urban Spatial Structure, Location Theory, Land use planning, Land use Models, Land use transport models – (Lowry and Garin), Lowry Models, Transit Oriented Development(TOD).

**Unit 4. Urban Public Transportation:** Urban Growth and Public Transport needs, Transit mode characteristics, transit characteristics, Fleet size and capacity estimation, Smart cities based Transit Planning.

**Road Safety:** Highway safety using ITS.

**Books recommended:**

- 1) Joseph M. Sussman, Perspectives on Intelligent Transportation systems
- 2) Kadyali, Traffic Engineering and Transport planning, Khanna publishers



Seventh/Eight Semester							
S. No.	Category	Code	Course Title	Hours per			Credits
				L	T	P	
4	Professional Core courses	PECE -701D18	Highway Construction and Management	3	1	0	4

**Course outcome:** On the completion of this course the student will be able to:

1. Understand various materials and techniques used to construct pavements.
2. Design the bituminous pavement as per standards.
3. Design thickness and joints including drainage of concrete pavements.
4. Suggest maintenance of pavement.
5. Conceptualise pavement management systems.

**Unit 1. Bituminous pavement:** Various types of bituminous constructions and their selection, Construction of earth, gravel, water bound macadam, surface dressing, premixed carpet, bituminous macadam, bituminous concrete, mastic asphalt, cement concrete pavements.

**Design of bituminous mixes:** Requirement of bitumen mixes, design of bituminous mixes as per Marshall Stability & flow method, I.R.C & MORTH recommendations for the design mix of various layers of flexible pavements.

**Unit 2. Concrete pavement:** Components of concrete pavement-PQC, various joints- construction joints, longitudinal joints, transverse joint, thermal joints, tie bars, dowels; Construction techniques- alternate bay method, continuous bay method, expansion joint and strip method; slip form paving.

**Drainage:** Introduction, Importance & Principles of Highway Drainage, Surface Drainage, Sub Surface drainage.

**Unit 3. Highway Maintenance:** Introduction, Maintenance of Earth, gravel, WBM Roads, Bituminous Roads, Cement Concrete pavements. Use of Benkelman Beam method, Falling weight deflector-meter.

**Unit 4. Pavement Management Systems:** Concepts of Pavement life cycle, Pavement performance assessment, evaluation of pavement structural capacity and safety, combined measures of pavement quality, development of models for pavement deterioration, rehabilitation and maintenance strategies.

**Books recommended:**

1. Khanna S.K. and C.E.G. Justo, "Highway Engineering", Nemchand Bros, (2002)
2. Kadyali L. R.; Highway Engineering, Nem Chand & Brothers, Roorkee(2002)
3. Haas R.C.G., Hudson W. Ronald., Zaniewski John P., Modern Pavement Management, Krieger Publishing Company, 1994.

Seventh/Eight Semester							
S. No.	Category	Code	Course Title	Hours per			Credits
				L	T	P	
5	Professional Core courses	PECE -701E-18	<b>High Speed Rail Engineering</b>	3	1	0	4

**Course Objective:** On the completion of this course the student will be able to:

1. Develop an understanding for high-speed Rails.
2. Outline the requirements for design.
3. Design of points, crossing and turnouts.
4. Suggest techniques to mechanize tracks,
5. Analyse signals inter locking devices for high-speed rails.

**Unit 1. High Speed Railway(HSR) Engineering:** Introduction, Key elements of HSR technology, History and Development of HSR: world and India, High Speed Trains: Present & Future.

**Unit 2. Feasibility Studies:** Basic traffic and volume feasibility studies related to HSR, Design requirements and construction of aspects of high- speed rail (HSR) passenger transport systems engineering. Geotechnical and structural requirements for track, bridges, viaducts and tunnels.

**Unit 3. Geometric design:** Alignment, horizontal curves, super elevation, equilibrium, cant and cant deficiency, length of transition curve, gradients and grade compensation. Stations and yards, and their classification.

**Points and crossings:** introduction, necessity of points and crossings, turnouts, points and crossings, design of a simple turnout.

**Unit 4. Track Recording:** Requirements for track system, Basic design and construction of HSR stations and rolling stock maintenance facilities. Equipment, Mechanized Maintenance

**Basic Signalling and interlocking:** objects of signalling, engineering principle of signaling, classification of signalling, control of train movements, interlocking definition, necessity and function of interlocking, methods of interlocking, mechanical devices for inter locking. Traction and tractive resistance, stresses in track, modernization of railway track.

**Books Recommended:**

1. Arora and Saxena, **Railway Engineering**, Dhanpat Rai & Sons, New Delhi (2006)
2. Rangawala, **Railway Engineering**, Charotar Publishing House, Anan (1989).
3. Aggarwal M.M., and Satish Chandra **Railway Engineering**, Oxford University Press (2002).



Seventh/Eight Semester							
S. No.	Category	Code	Course Title	Hours per week			Credits
				L	T	P	
6	Professional Core courses	PECE -701F -18	<b>Traffic Engineering and Management</b>	3	1	0	4
<p><b>Course Outcomes:</b> On the completion of this course the student will be able to:</p> <ol style="list-style-type: none"> <li>1. Understand the traffic flow parameters and measures related to traffic control and management.</li> <li>2. Analyze the feasibility of different control devices for traffic management.</li> <li>3. Create the solution of the problem related to traffic congestion and safety.</li> <li>4. Outline the causes of road accidents and procedure to assess the road safety audit.</li> <li>5. Apply the methods to identify the black spots and propose the solutions to improve road safety.</li> <li>6. Assess the need of modernization in traffic management and road safety.</li> </ol> <p><b>Unit 1. Fundamentals of Traffic Management:</b> Principles of Traffic management; Highway capacity and Level of service; Mixed Traffic flow: PCU concept and its limitations; Traffic stream parameters: Interrupted and Uninterrupted flow</p> <p><b>Unit 2. Traffic Regulation and Control:</b> Road Signs and markings; Channelization; At-grade and Grade separated intersections; Traffic Rotary; Design principles of traffic signals</p> <p><b>Traffic Management techniques:</b> Regulatory measures for Traffic management; Travel Demand Management; Role of ITS in traffic management.</p> <p><b>Unit 3. Road accidents:</b> Causes of road accidents: Vehicle design factors &amp; Driver characteristics influencing road safety, Road condition, Parking and its influence on traffic safety.</p> <p><b>Road safety measures:</b> Accident data collection methods; Representation of accident data: Collision and condition diagram; Methods to Identify and Prioritize Black spots; Road safety: 3 E measures.</p> <p><b>Unit 4. Road safety audits:</b> Key elements in Road safety audit; Road safety audit procedure and investigations; Role of ITS in Road safety.</p> <p><b>Books Recommended:</b></p> <ol style="list-style-type: none"> <li>1. Fred L. Mannering, Scott S. Washburn. Principles of Highway Engineering and Traffic Analysis.7th Edition, Wiley, 2019.</li> <li>2. Kadiyali, L. R., “Traffic Engineering and Transport Planning”, Khanna Publishers</li> <li>3. Chakroborty Partha and Animesh Das, “Principles of Transportation Engineering”, Prentice hall</li> <li>4. O’Flaherty C A, “Transport Planning and Traffic Engineering”, Butterworth Heinemann, Elsevier, Burlington, MA</li> </ol>							

# ***SYLLABUS FOR BASKET OF ELECTIVE COURSE***

## ***Track-V***

### ***Environment Engineering***



Seventh/Eight Semester							
S. No.	Category	Code	Course Title	Hours per			Credits
				L	T	P	
1	Professional Core courses <sup>#</sup>	PECE-702A-18	<b>Environmental Law and Policy</b>	3 <sup>#</sup>	1	0	4
<p><b>Unit 1</b>  <b>Basic Concepts in Environmental Law.</b> An introduction to the legal system; Constitution, Acts, Rules, Regulations; Indian Judiciary, Doctrine of precedents, judicial review, Writ petitions, PIL–liberalization of the rule of locus standi, Judicial activism. Introduction to environmental laws in India; Constitutional provisions, Bhopal gas tragedy; Rio conference. General principles in Environmental law: Precautionary principle; Polluter pays principle; Sustainable development; Public trust doctrine. Overview of legislations and basic concepts.</p> <p><b>Unit 2</b>  <b>Forest, Wildlife and Biodiversity related laws</b> Evolution and Jurisprudence of Forest and Wildlife laws; Colonial forest policies; Forest policies after independence 2 Statutory frame work on Forests, Wildlife and Biodiversity: IFA, 1927; WLPA, 1972; FCA, 1980; Biological Diversity Act, 2002; Forest Rights Act, 2006. Strategies for conservation–Project Tiger, Elephant, Rhino, Module leopard.</p> <p><b>Unit 3</b>  <b>Air, Water and Marine Laws</b> National Water Policy and some state policies Laws relating to prevention of pollution, access and management of water and institutional mechanism: Water Act, 1974; Water Cess Act, 1977, EPA, 1986. Pollution Control Boards Ground water and law Judicial remedies and procedures Marine laws of India; Coastal zone regulations. Legal framework on Air pollution: Air Act,1981; EPA, 1986</p> <p><b>Unit 4</b>  <b>Environment protection laws and large Projects</b> Legal framework on environment protection–Environment Protection Act as the framework legislation–strength and weaknesses; EIA; National Green tribunal The courts infrastructure projects</p> <p><b>Unit 5</b>  <b>Hazardous Substances and Activities</b> Legal framework: EPA and rules made thereunder; PLI Act, 199 Principles of strict and absolute liability</p> <p><b>Reference Books:</b>  1. Birnie P. (2009) et al., International Law and the Environment, 3rd ed., Oxford.  2. Desai A. (2002) Environmental Jurisprudence, 2nd ed., Modern Law House, Allahabad.</p>							

3. Gadgil M. and Guha R. (1995) Ecology and Equity, Oxford, New Delhi.
4. Gadgil M. and Guha R. (1997) This Fissured Land, Oxford, New Delhi.
5. Guha R. (2000) Environmentalism: A Global History, Oxford, New Delhi.
6. Kamala S. and Singh U.K. (eds.) (2008) Towards Legal Literacy: An Introduction to Law in India, Oxford, New Delhi.

Seventh/Eight Semester							
S. No.	Category	Code	Course Title	Hours per week			Credits
				L	T	P	
2	Professional Core courses <sup>#</sup>	PECE-702B-18	<b>Rural water Supply And onsite Sanitation Systems</b>	3 <sup>#</sup>	1	0	4
<b>Syllabus Content:</b>							
<b>Unit 1</b>							
Rural Water Supply: Issues of rural water supply –Various techniques for rural water supply- merits-National rural drinking water program- rural water quality monitoring and surveillance- operation and maintenance of rural water supplies							
<b>Unit 2</b>							
Low Cost Water Treatment: Introduction – Epidemiological aspects of water quality- methods for low cost water treatment-Specific contaminant removal systems							
<b>Unit 3</b>							
Rural Sanitation: Introduction to rural sanitation-Community and sanitary latrines-planning of wastewater							



collection system in rural areas- Ecological sanitation approach – Grey water and storm water management- Compact and simple wastewater treatment systems in rural areas-catch basins-constructed wetlands- roughing filters- stabilization ponds - septic tanks – anaerobic baffled reactors-soak pits- low cost excreta disposal systems- Village ponds as sustainable wastewater treatment system-Wastewater disposal

#### **Unit 4**

Solid Waste Management: Disposal of Solid Wastes- Composting- land filling- incineration- Biogas plants- Other specific issues and problems encountered in rural sanitation.

#### **ReferenceBooks:**

1. Eulers, V.M., and Steel, E.W., Municipal and Rural Sanitation, 6th Ed., McGraw Hill Book Company, .
2. Wright, F.B., Rural water Supply and Sanitation, E. Robert Krieger Publishing Company, Huntington, New York.
3. Juuti, P., Tapio S. K., and Vuorinen H., Environmental History of Water: Global Viewson Community Water Supply and Sanitation, IWA Publishing (Intl Water Assoc).
4. Winbald, U., and Simpson-Hebert, M., Ecological Sanitation, SEI, Stockholm, Sweden.
5. Kadlec R.H. and Wallace S.D., Treatment Wetlands, CRC Press, Boca Raton
6. Wastewater Engineering – Treatment and Reuse, Metcalf and Eddy, Tata McGraw Hill

Seventh/Eight Semester							
S. No.	Category	Code	Course Title	Hours per week			Credits
				L	T	P	
3	Professional Core courses <sup>#</sup>	PECE-702C-18	<b>Air and Water Quality Modeling</b>	3 <sup>#</sup>	1	0	4
<p><b>UNIT I</b> Modeling Concepts : Casual and statistical models-Characteristics- Steps in model development - Importance of model building.- conservation of mass and mass balance –calibration and verification of models; Transport phenomena – Advection, diffusion, dispersion, simple transport models; chemical reaction kinetics – Law of mass action, Rate constants, reaction order, types of reactions, equilibrium principles.</p> <p><b>UNIT 2</b> Water Quality Modeling: Water quality models – Historical development – Mass balance equation – Streeter - Phelps Equation – Modification to Streeter – Phelps Equation – Waste load allocations – Dissolved oxygen in Rivers and estuaries; Lake Water Quality Models; Models for Nitrogen, Bacteria, Phosphate and toxicants - Ground Water Quality Modeling -Contaminant solute transport equation, Numerical methods.</p> <p><b>UNIT 3</b> Air Pollution Modeling: Chemistry of air Pollutants - Atmospheric reactions, sinks for air pollution –Transport of air Pollutants - Meteorological settling for dispersal of air pollutants– Vertical structure of temperature and stability, atmospheric motions, Wind and shear, self-cleaning of atmosphere; transport and diffusion of stack emissions – atmospheric characteristics significant to transport and diffusion of stack emission – stack plume characteristics.</p> <p><b>UNIT 4</b> Water Quality Index: Categories of water quality index. Determination of water quality index (WQI): Industrial and municipal effluent index, ambient water quality index, combined water quality index and Delphi method.</p> <p><b>UNIT 5</b> Air Quality Index: Categories of air quality index. Determination of air quality index (AQI): National AQI, Extreme value indices, Regional indices.</p> <p><b>Reference Books:</b></p> <ol style="list-style-type: none"> <li>1. Steven C. Chapra, Surface Water Quality Modeling, Tata McGraw-Hill Companies, Inc., New Delhi, 1997.</li> <li>2. J.L. Schnoor, Environmental Modeling Fate and Transport of Pollutants in Water, Air and Soil, John Wiley &amp; Sons Inc., New York, 1996.</li> <li>3. Arthur C. Stern, Air Pollution, Air Pollutants, their transformation and Transport,(Ed.), (Third Ed.) Volume I , Academic Press, 2006.</li> <li>4. Deaton and Wine Brake, Dynamic Modeling of Environmental Systems, Wiley &amp; Sons, 2002</li> <li>5. E.V. Thomson, Principles of Surface Water Quality Modeling and Control, Happer and Row Publishers New York, 1987.</li> <li>6. M.D. Palmer, Water Quality Modeling, the World Bank Washington DC.</li> </ol>							

Seventh/Eight Semester							
S. No.	Category	Code	Course Title	Hours per week			Credits
				L	T	P	
4	Professional Core courses <sup>#</sup>	PECE-702D-18	<b>Solid and Hazardous Waste Management</b>	3	1	0	4
<p><b>Unit-1</b>  <b>Introduction:</b> Definition of solid wastes and hazardous wastes, Nuisance potential and extent of solid waste problems, Objectives and scope of integrated solid waste management. <b>Collection, Storage and Transportation of Wastes:</b> Types of collection systems and their components, Concept of waste segregation at source and recycling and reuse of wastes.</p> <p><b>Unit-2.</b>  <b>Solid Waste Processing and Treatment:</b> Waste processing – processing technologies – biological and chemical conversion technologies–Composting-thermal conversion technologies-energy recovery.</p> <p><b>Unit-3</b>  <b>Hazardous Waste Treatment and Disposal:</b> Biological and chemical treatment of hazardous wastes; Solidification and stabilization of wastes; Incineration for the treatment and disposal of hazardous wastes; Land farming; Landfill disposal of hazardous waste; Bioremediation of hazardous waste disposal sites.</p> <p><b>Unit-4</b>  <b>Sanitary Landfills:</b> Design, development, operation and closure of landfills, Management of leachate and landfill gases, environmental monitoring of landfill sites.</p> <p><b>Unit-5</b>  <b>Legal Requirements:</b> Municipal solid waste rules; Hazardous waste rules; Biomedical waste rules; E-waste rules; Rules related to recycled plastics, used batteries, flyash, etc.</p> <p><b>Reference Books:</b></p> <ol style="list-style-type: none"> <li>1. Pichtel, J., Waste Management Practices – Municipal, Hazardous and Industrial, CRC Press</li> <li>2. Vesilind, P.A., Solid Waste Engineering, Thomson Learning Inc.</li> </ol>							

3. Tchobanoglous, G., Vigil, S.A. and Theisen, H., *Integrated Solid Waste Management: Engineering Principles and Management Issues*, McGraw Hill
4. Howard S. Peavy, Donald R. Rowe & George Tchobanoglous, "Environmental Engg.", McGraw Hill
5. CPHEEO, *Manual on Municipal Solid Waste Management, Central Public Health and Environmental Engineering Organization*, Government of India

**Seventh/Eight Semester**

S. No.	Category	Code	Course Title	Hours			Credits
				L	T	P	
5	Professional Course Courses	PECE-702E-18	EIA and LCA	3	1	0	4

External Marks: 60, Internal Marks: 40, Total Marks: 100

**Unit 1**

The Need for EIA, Indian Policies Requiring EIA, The EIA Cycle and Procedures, Screening, Scoping, Baseline Data, Impact Prediction, Assessment of Alternatives, Delineation of Mitigation Measure and EIA Report, Public Hearing, Decision Making, Monitoring the Clearance Conditions, Components of EIA, Roles in the EIA Process. Government of India Ministry of Environment and Forest Notification (2000), List of projects requiring Environmental clearance.

**Unit 2**

Key Elements of an Initial Project Description and Scoping, Project Location(s), Risks to Environment and Human Health, Socio-Economic Impacts, Ecological Impacts, Global Environmental Issues. Criteria for the selection of EIA methodology, impact identification, impact measurement, impact interpretation & Evaluation, Methods - Adhoc methods, Checklists methods, Matrices methods, Networks methods,

**Unit 3**

Introduction: Life Cycle Assessment concepts, A brief history of Life-cycle Inventory analysis, overview of methodology, three components, identifying and setting boundaries for life-cycle stages, issues that apply to all stages, Applications of inventory analysis.

**Unit 4**

Procedural framework of Life-cycle inventory: Introduction, define the purpose and scope of inventory. General issues in Inventory analysis: Introduction, Using Templates, Data issues, special case boundary issues. Product design evaluation and analysis using LCA

**Reference/Text Books:**

- Sadler, B. and McCabe M., "Environmental Impact Assessment: Training Resource Manual", UNEP (2002).
- Wathern, P., "Environmental Impact Assessment-Theory and Practice", Routledge Publishers, London (2004).
- Rau J.G. and Wooten D.C., "Environmental Impact Analysis Handbook", Tata McGraw Hill (1980).
- Canter R.L., "Environmental Impact Assessment", Tata McGraw-Hill (1981).

- Ciambrone D.F.,“Environmental Life Cycle Analysis”,CRCPress (1997).  
Ralph E Horne,Tim Grant,VergheeK,“Life Cycle Assessment: Principles, Practice and Prospects”,  
CSIRO Publishers(2009).

Seventh/Eight Semester							
S. No.	Category	Code	Course Title	Hours			Credits
				L	T	P	
6	Professional Course Courses	PECE-702F-18	<b>Sustainable Engg and Technologie</b>	3	1	0	4

External Marks: 60, Internal Marks: 40, Total Marks: 100

#### Unit-1

##### **Introduction:**

Sustainability - Introduction, Need and concept of sustainability, Social-environmental and economic sustainability concepts. Sustainable development, Nexus between Technology and Sustainable development, Challenges for Sustainable Development. Multilateral environmental agreements

#### Unit-2

##### **Global Environmental Issue:**

Resource degradation, Climate change, Regional and Local Environmental Issues. Carbon credits and carbon trading, carbon foot print Carbon sequestration – Carbon capture and storage (CCS). Environmental management standards, ISO 14000 series, Life Cycle Analysis (LCA) - Scope and Goal, Bio-mimicking and Protocols

#### Unit-3

##### **Sustainable Design:**

Basic concepts of sustainable habitat, Green buildings, green materials for building construction, material selection for sustainable design, green building certification- GRIHA & IGBC Certification for buildings, Energy efficient building design

#### Unit-4

## **Clean Technology and Energy**

Energy sources: Basic concepts-Conventional and non-conventional, solar energy, Fuel cells, Wind energy, Small hydro plants, biofuels, Energy derived from oceans, Geothermal energy, Rainwater harvesting.

### **Unit-5**

#### **Green Engineering:**

Green Engineering concepts, Sustainable Urbanization, industrialization and poverty reduction; Social and technological change, Industrial Processes: Material selection, Pollution Prevention, Industrial Ecology, Industrial symbiosis.

#### **Text Books:**

1. Allen, D. T. and Shonnard, D. R., Sustainability Engineering: Concepts, Design and Case Studies, Prentice Hall.
2. Bradley. A.S; Adebayo,A.O., Maria, P. Engineering applications in sustainable design and development, Cengage learning

#### **Reference Books:**

1. Mackenthun, K.M., Basic Concepts in Environmental Management, Lewis Publication
2. ECBC Code 2007, Bureau of Energy Efficiency, New Delhi Bureau of Energy Efficiency Publications-Rating System, TERI Publications - GRIHA Rating System
3. Ni bin Chang, Systems Analysis for Sustainable Engineering: Theory and Applications, McGraw-Hill Professional.

# ***SYLLABUS FOR BASKET OF ELECTIVE COURSE***

## ***Track-VI***

### ***Water Resources***



Seventh/Eight Semester							
S. No.	Category	Code	Course Title	Hours			Credits
				L	T	P	
1	Professional Course Courses	PECE-703A-18	Design of Hydraulic Structures	3	1	0	4

External Marks: 60, Internal Marks: 40, Total Marks: 100

#### Content

**Unit 1: Design of Storage Structures** – Planning and investigations of reservoir and damsite, choice of dams, Analysis and Design of dams: Gravity dams, Earthen dams, rockfill dams, buttress dams. Spillway and Non-overflow sections and their design, Types of spillways, Flow characteristics of gated/ungated spillways. Types of energy dissipators Influence of tail water rating curve on choice of energy Dissipater, Backwater curve analysis for reservoirs.

**Unit 2: Diversion Structures-** Barrages and weirs on permeable foundations, Design of different types of weirs: Sharp crested weirs, broad crested weirs. Barrage components: Glacis, Rigid apron, Flexible (concrete block) apron, Design consideration of barrages for surface and sub-surface flows, causes of failure, Bligh's and Lane's creep theory, Khosla's theory and method of independent variables, standard profiles, corrections, exit gradient, plotting of HGL, Design of d/s and u/s protection works, length of pucca concrete floor.

**Unit 3: Canal Structures-** Head regulator, Cross regulator and Falls, Canal section design (unlined and lined); in cutting and filling, Aqueducts; Super passage; Syphon Aqueducts, Distribution structures for conveying water from canals to irrigation fields, Canal capacity determination from field water requirements. Design considerations for cross drainage works: hydraulic structures, including spillways, stilling basins, and embankment seepage; Design of canal falls, Canal Outlets, Essential requirements, classifications, criteria for outlet behaviours, flexibility, proportionality, sensitivity, sensitiveness, Fluming the canal. Design of Channel Transition, Operation and maintenance of canals.



**Text/Reference Books**

1. David A. Chin (2013), “water-Resources Engineering”, PEARSON.
2. Edward Kuiper “Water Resources Development”, Springer
3. Novak, P., Moffat, A.I.B., Nalluri, C. and Narayanan, R. Hydraulic Structures Unwin Hyman Ltd., London 1989.

<b>Seventh/Eight Semester</b>							
S. No.	Category	Code	Course Title	Hours			Credits
				L	T	P	
2	Professional Course Courses	PECE-703B-18	River Engineering	3	1	0	4
External Marks: 60, Internal Marks: 40, Total Marks: 100							
<b>Content</b>							
<p><b>Unit 1: Introduction to River Engineering-</b> River classifications, Primary functions of rivers, Rivers in India, Himalaya and Peninsular. River flow kinematics</p> <p><b>Flow resistance in rivers-</b> Physical properties of sediments, sediment movement in rivers, shear stress, shields diagram, scouring around bridge piers and embankments, Bed load and suspended load transport for uniform and non-uniform bed material, Total load equations, sediment sampling, Reservoir sedimentation, river flow and sediment-duration curves.</p> <p><b>Unit 2: River Hydrology-</b> River morphology: thresholds in river morphology, steady river flow, steady non-uniform river flow, river continuity equations, river momentum equations, River gauging, river flood waves, river flood routing.</p> <p><b>River Mechanics-</b> River Equilibrium: particle stability, Stability of Channel, regime relations, river bend equilibrium, downstream hydraulic geometry, meander plan form, geomorphic analysis of river channel responses; Fundamentals of alluvial channel flows, bars in alluvial rivers, Lateral river migration, River dynamics: degradation and aggradation of river bed, River Confluences and branches, River Database.</p> <p><b>Unit 3: River Stabilization-</b> River bank stability, Riverbank riprap revetment, river bank protection, Principles of stabilisation and rectification of rivers, River bank stability analysis, Design of river training works like Revetments, Dikes, groyne, guide banks, gabions, Hydraulic modelling of rivers, Diversion and Cofferdams; River regulations systems;</p>							

Dredging and Disposal, River restoration

**Unit 4: River Models-** dimensional model studies for rivers, rigid bed models, mobile bed river models, finite difference approximations, one-dimensional and multi-dimensional river models.

**Text/Reference Books**

1. Garde, R.J., (2006), “*River Morphology*”, New Age International Publishers
2. Garde, R.J. and Ranga Raju, K.G., (2006), "*Mechanics of Sediment Transportation and Alluvial Stream Problems*", Wiley Eastern Limited
3. Julien, Pierre, Y., (2002), “*River Mechanics*”, Cambridge University Press
4. Mechanics of Sediment transportation and Alluvial stream problem by R.J. Garde and K.G RangaRaju – New Age Int. Publications.
5. Sahnaz Tigrek and Tuce Aras “Reservoir Sediments Management”, CRC Press

Seventh/Eight Semester							
S. No.	Category	Code	Course Title	Hours			Credits
				L	T	P	
3	Professional Course Courses	PECE-703C-18	<b>Ground Water</b>	3	1	0	4
External Marks: 60, Internal Marks: 40, Total Marks: 100							
<b>Content</b>							
<p><b>Unit 1: Introduction-</b> Groundwater in Hydrologic Cycle, Occurrence of groundwater, Hydrogeology, Hydrometeorology, Groundwater Systems, Planning and Management of Groundwater, Groundwater Sustainability, Groundwater protection: Concerns and Acts</p> <p><b>Groundwater Properties-</b> Vertical distribution of subsurface, characteristics and classification of aquifers, Determination of specific yield and permeability. Physical properties of groundwater and aquifers, principles and fundamental equations of porous media flow and mass transport, well hydraulics and pumping test analysis, role of groundwater in the hydrologic cycle, groundwater quality and contamination groundwater hydrology, well hydraulics and well construction, geo-physical explorations, Different types and procedures for analysis of geophysical studies, groundwater quality and management of groundwater resources</p> <p><b>Unit 2: Groundwater Hydraulics-</b> Groundwater movement: Darcy’s law and its limitations, Dupuit–Forchheimer Theory</p>							

of Free-Surface Flow, Stream lines and Flow net analysis, Discharge and draw down for various condition of groundwater flow, Groundwater tracers, continuity equation, equation of motion in ground water,

**Well hydraulics-** steady/unsteady, uniform/radial flow to a well in a confined/unconfined/leaky aquifer, Well flow near aquifer boundaries/for special conditions, Evaluation of well loss parameters, Partial penetration of wells, Interference of wells, Collector wells and Infiltration galleries. Well Hydraulics: Steady and unsteady radial flows in aquifers; partially penetrating wells; multiple well systems; characteristic well losses; specific capacity, Surface and Subsurface investigations (Geologic methods; remote sensing; geophysical explorations; electrical resistivity and seismic refraction), Water Wells: design, Construction; completion, development, protection and rehabilitation of wells;

**Unit 3: Groundwater Quality-** Groundwater constituents and contaminants, Water quality standards, Groundwater solubility, Disequilibrium and Saturation Index, sources of groundwater contamination, Mass Transport of Dissolved Contaminants. Groundwater Management: Basin management, investigations, conjunctive use, modelling, artificial recharge; Saline water intrusion

**Unit 4: Impact of Climate change** – Climate change impact on hydrological cycle, Climate change impact on Groundwater, impact on groundwater quality, climate change simulation, impact on availability of water in aquifer.

Text/Reference Books

1. Groundwater Hydrology by Todd, D. K. and Mays, L. W., John Wiley & Sons, Inc.
2. Ground and Surface Water Hydrology by Mays, L. W., John Wiley & Sons, Inc.
3. Bear J., Hydraulics of Groundwater, McGraw-Hill, New York, 1979.
4. Bouwer H., Groundwater Hydrology, McGraw-Hill, New York, 1978.
5. Driscoll, Groundwater and Wells, Johnson Filtration Systems, Inc., 1986.

### Seventh/Eight Semester

S. No.	Category	Code	Course Title	Hours			Credits
				L	T	P	
4	Professional Course Courses	PECE-703D-18	<b>Hydraulic Modelling</b>	3	1	0	4

External Marks: 60, Internal Marks: 40, Total Marks: 100

**Content**

**Unit 1: Computational Methods-** Basics of Hydraulic Modelling (similarity mechanics, model laws, distinction between numerical and hydraulic models, classification of hydraulic modelling, materials used in the model, scale effect, design, construction, operation and interpretation of the results), applications of computational methods for pipe flow, flow through porous media.

**Unit 2: Groundwater Modelling-** Role of instrumentation and data processing; Gravity dominated models (modelling of energy dissipaters, overflow spillways, siphon spillways, bridge piers, vortex formation, cavitation, flow induced vibrations); Gravity friction models: (pumped flow models, ship models, surge tank models); Friction dominated models; River models

with fixed and mobile bed; Basin and reservoir models; Tidal models with fixed and mobile bed; estuarine models; harbor and breakwater models, models of offshore structures; Hybrid and Analogue models; Scope and limitations of hydraulic modelling, complementary aspects of numerical and hydraulic modelling Geophysical Subsurface Explorations, Well Hydraulics- Image well theory. Groundwater Modelling, Artificial Recharge of Groundwater, Groundwater Quality Modelling, contaminant transport model, Soil moisture simulation models.

**Water Supply Networks:** Design and optimization of water distribution system- trial error method, cost-head loss ratio method. Optimization using linear programming techniques, surge analysis in water distribution system, Hybrid and Analogue models; Scope and limitations of hydraulic modelling, complementary aspects of numerical and hydraulic modelling.

**Unit 3: RS and GIS:** Ideal Remote Sensing System, Spectral Signatures of Earth features, Principles of Interpretation, Use of Remote Sensing and GIS in Water Quality Modelling, vegetation mapping, runoff modelling, Drought and Flood Monitoring, water resource mapping.

**Unit 4: Simulation Software in Water Resources: Introduction to** Surface water models (HMS) - Storm Water Management Models (SWMM) -Water CAD, STORM CAD - Ground Water Flow models - Visual Modflow.

Text/Reference Books

- Schilling, R.J., and S.L. Harris, (2007), “*Applied Numerical Methods for Engineering*”, CENGAGE Learning, India Edition.
- Abbot, M.A. and Vervey (1996), “*Computational Hydraulics*”, Elsevier Publications.
- Domenico (1972), "Concepts and Models in Groundwater Hydrology", McGraw Hill Inc. N York
- Anderson M.P., and Woessner W.W., Applied Groundwater Modelling : Simulation of flow and advective transport, Academic Press, Inc., 1992
- Lynn E. Johnson, (2008), “*Geographical Information Systems in Water Resources Engineering*” CRC Press.

Seventh/Eight Semester							
S. No.	Category	Code	Course Title	Hours			Credits
				L	T	P	
5	Professional Course Courses	PECE-703E-18	<b>Transient in Closed Conduits</b>	3	1	0	4
External Marks: 60, Internal Marks: 40, Total Marks: 100							
<b>Content</b>							
<b>Unit 1: Transient Flow Equations-</b> Wave propagations, wave reflection and transmission, Reynold Transport Theorem, Continuity equation, momentum equation, wave velocity, solution of governing equations, Unsteady friction, basic water hammer equations, causes of transient in closed conduits. Analysis of flow in water transmission and water distribution systems (pump & gravity); optimal design and operation of systems for achieving different goals (including latest tools							

available for optimization); Extended period simulations, Software for WDN analysis and design,

**Unit 2: Causes of Transients-** Transients caused by opening and closing of valves, Transient caused by power failure of pumps. Rehabilitation of pipeline systems; Water auditing, online monitoring and control, leak and burst detection; transient analysis and surge protection; Appurtenances (valves / flow meters etc.); Selection of pipe material; Jointing details; Pipe laying and testing; Structural design for buried and surface mounted pipes unsteady flow in pipes (water hammer) and designing for surge protection; Differential equations for unsteady pipe flow.

**Unit 3: Transient Control-** Surge Tanks: Types of surge tanks, analysis of surge tanks, governing equations, solution of governing equations, surge oscillations in frictionless system, stability of tanks, design considerations. Air Chamber, Valves, Optimal transient control. transients in penstocks of hydro-electric schemes; analysis for transient control using surge tanks; air chambers; air valves; pressure regulating valves etc.; Emphasis should be on development of computer programs for transient analysis; awareness about commercially available software for transient analysis

**Text/Reference Books**

1. Chaudhry, H., Applied hydraulic transients, Springer, New York.
2. Hydraulic Transients by Streeter, V.L. and Wylie, E.B., McGraw Hill, New York.
3. Watters, G.Z, *Analysis and control of pipe flow in pipes*, Butter Worth Publishers, 1984.
4. Design of Irrigation Structures by R.K. Sharma, Oxford IBH Pub

Seventh/Eight Semester							
S. No.	Category	Code	Course Title	Hours			Credits
				L	T	P	
6	Professional Course Courses	PECE-703F-18	<b>Urban Hydrology and Hydraulics</b>	3	1	0	4
External Marks: 60, Internal Marks: 40, Total Marks: 100							

## **Content**

**Unit 1: Introduction-** Trends of Urbanization and Industrialization, Urban water supply demand forecast, urban hydrological cycle.

**Unit 2: Urban water Management-** Rain water harvesting, managed aquifer recharge, effect of water management practices on urban water infrastructure, hydrology and ground water regime, mapping of water supply and sewage networks.

**Urban water Infrastructure-** water supply, sanitation, sewerage and wastewater conveyance infrastructures, Water supply and sewerage network hydraulics, Structural safety and mitigating plans against natural and human caused threats.

**Unit 3: Urban Storm water-** Master drainage plans, Estimation of urban stormwater quantity, Wastewater collection systems, Design of storm sewer network systems, Storage facilities. Interaction between urban drainage and solid waste management, Stormwater Management, Operation and maintenance of urban drainage system.

**Unit 4: Sustainable Design-** Sustainable urban designs, Methodologies for assessing sustainability of urban water infrastructures, Emerging sustainable materials and design procedures for water supply and sewerage pipelines, determination of design flow; runoff for highways, airports, and urban areas; design of drainage gutters, channels, sewer networks, and culverts.

### Text/Reference Books

1. Geiger, W.F., Marsalek, J. Zudima and Rawls, G.J (1987), "*Manual on Drainage in Urban Areas*", 2 Volumes, UNESCO, Paris.
2. Wanielista, M.P., and Yousef, Y.A. (1993), "*Storm water Management*" John Wiley and Sons, Inc., New York.
3. Hall, M.J., (1984), "*Urban Hydrology*", Elsevier Applied Science Publishers.
4. Mays, L.W., Hydraulic Design Handbook, McGraw-Hill, 1999

***SYLLABUS FOR***  
***Open Elective***



Seventh/Eight Semester							
S. No.	Category	Code	Course Title	Hours per week			Credits
				L	T	P	
1	Open Elective	OECE-701-18	<b>Metro Systems and Engineering</b>	3	0	0	3
<p><b>Syllabus Content:</b></p> <p style="text-align: center;"><b><u>PART-A</u></b></p> <p><b>Introduction to Metro systems</b> Overview of Metro Systems; Need for Metros; Routing studies; Basic Planning and Financials.</p> <p><b>Planning and Development</b> Overview and construction methods for: Elevated and underground Stations; Viaduct spans and bridges; Underground tunnels; Depots; Commercial and Service buildings. Initial Surveys &amp; Investigations;</p> <p><b>Traffic Management Systems</b> Basics of Construction Planning &amp; Management, Construction Quality &amp; Safety Systems. Traffic integration, multimodal transfers and pedestrian facilities; Environmental and social safeguards; Track systems-permanent way. Facilities Management Module</p> <p style="text-align: center;"><b><u>PART B</u></b></p> <p><b>Signalling Systems</b> Introduction to Signalling systems; Automatic fare collection; Operation Control Centre (OCC and BCC); SCADA and other control systems; Platform Screen Doors.</p> <p><b>Electrical Systems</b> OHE, Traction Power; Substations-TSS and ASS; Power SCADA; Standby and Back-up systems; Green buildings, Carbon credits and clear air mechanics.</p>							



**Mechanical Systems**

Ventilation systems; Air conditioning for stations and buildings; Fire control systems; Lifts and Escalators

**TextBooks:**

1. "Electric Traction for Railway Trains: A Book for Students, Electrical and Mechanical Engineers, Superintendents of Motive Power and Others" Edward Parris Burch Palala Press 2018.
2. "Metropolitan Railways: Rapid Transit in America (Railroads Past and Present)", Middleton, Indiana University Press 2013.
3. "World Metro Systems", Garbutt, Capital Transport Publishing; 2nd Revised edition 1997.

Seventh/Eight Semester							
S. No.	Category	Code	Course Title	Hours per			Credits
				L	T	P	
2	Open Elective	OECE-702-18	<b>Traffic Management</b>	3	0	0	3
<p><b>Unit-1 :Fundamentals of Traffic Management</b></p> <p>Principles of Traffic management; Highway capacity and Level of service; Mixed Traffic flow: PCU concept and its limitations; Traffic stream parameters: Interrupted and Uninterrupted flow</p> <p><b>Unit-2:Traffic Regulation and Control devices</b></p> <p>Road Signs and markings; Channelization; At-grade and Grade separated intersections; Traffic Rotary; Design principles of traffic signals</p>							

**Unit-3: Traffic Management techniques**

Regulatory measures for Traffic management; Travel Demand Management; Role of ITS in traffic management

**Unit-4 : Logistics for Traffic Management**

Definition, domain, role and responsibility of traffic management agencies, Principles and systems of coordination in Traffic management; Intelligent transport system- concept, Traffic Management logistics - equipment's, vehicles and traffic control centre; Centralized Data Processing and Monitoring, Traffic personnel- skills & deployment systems.

**TextBooks:**

1. Fred L. Mannering, Scott S. Washburn. Principles of Highway Engineering and Traffic Analysis. 7th Edition, Wiley, 2019.
2. Kadiyali L.R. Traffic Engineering & Transport Planning. Khanna Publications, 2013.
3. Khisty C. J. and Lall B. K. Transportation Engineering – An Introduction. 3rd Edition, Pearson, 2017.
4. Khanna S. K., Justo C. E. G. and Veeraragavan A. Highway Engineering. Revised 10th Edition, Nem Chand & Bros, 2017.

Seventh/Eight Semester							
S. No.	Category	Code	Course Title	Hours per			Credits
				L	T	P	
3	Open Elective	OECE-703-18	Road Safety	3	0	0	3
<p><b>UNIT 1. Road Accidents</b>  Causes of road accidents: Vehicle design factors &amp; Driver characteristics influencing road safety, Road condition, Parking and its influence on traffic safety</p> <p><b>UNIT2. Road safety measures</b>  Accident data collection methods; Representation of accident data: Collision and condition diagram; Methods to Identify and Prioritize Blackspots; Road safety measures</p> <p><b>UNIT3. Road safety audits</b>  Key elements in Road safety audit; Road safety audit procedure and investigations; Role of ITS in Road safety</p> <p><b>UNIT4. Ensuring Traffic Safety in Road Operation:</b> -Ensuring Traffic Safety during Repair and Maintenance, Prevention of Slipperiness and Influence of Pavement Smoothness, Restriction speeds on Roads, Safety of Pedestrians, Cycle Paths, Informing Drivers on Road Conditions with Aid of Signs, Traffic Control Lines &amp; Guide Posts, Guardrails &amp; Barriers and Road Lighting.</p> <p><b>REFERENCE BOOKS:</b> 1. BABKOV, V.F. 'Road conditions and Traffic Safety', MIR, publications, Moscow - 1975.  2. K.W. Ogden, 'Safer Roads – A Guide to Road Safety Engg.' Averbury Technical, Ashgate Publishing Ltd., Aldershot, England, 1996.  3. Kadiyali, L.R., 'Traffic Engineering and Transport Planning', Khanna Publications, New Delhi, 2009.  4. C. Jotin Kishty &amp; B. Kent Lall, "Transportation Engineering-An Introduction", Third Edition, Prentice Hall of India Private Limited, New Delhi, 2006  5. Latest Editions of Relevant Indian Roads Congress (IRC) Publications for Design of Roads and Road Safety.  6. Khanna and Justo, 'Text book of Highway Engineering', Nemchand Brothers, Roorkee, 2001</p>							

Seventh/Eight Semester							
S. No.	Category	Code	Course Title	Hours per			Credits
				L	T	P	
4	Open Elective	OECE-704-18	<b>Environmental Impact Assessment</b>	3	0	0	3
<p><b>Course objectives</b></p> <ol style="list-style-type: none"> <li>To learn the concept and methodology of EIA and its documentation</li> <li>Understand the different steps within environmental impact assessment</li> </ol> <p><b>Course outcomes</b></p> <ol style="list-style-type: none"> <li>Knowledge about EIA tools &amp; methodologies and identify the suitable methodology and prepare Rapid EIA.</li> <li>Be able to access different case studies/examples of EIA in practice</li> </ol> <p><b>Unit-1:</b> Evolution of EIA; EIA at project; Regional and policy levels; Strategic EIA; EIA process; Screening and scoping criteria; Practical applications of EIA</p> <p><b>Unit-2:</b> Legislative and environmental clearance procedures in India and other countries, Siting criteria; CRZ; Socio Culture and Public participation; Resettlement and rehabilitation.</p> <p><b>Unit-3:</b> EIA methodologies; Baseline data collection; Prediction and assessment of impacts on physical, biological and socio-economic environment; Environmental management plan; Post project monitoring, EIA report and EIS; Review process.</p> <p><b>Unit-4:</b> Case studies on project, regional and sectoral EIA. Specialised areas like environmental health impact assessment; Environmental risk analysis; Economic valuation methods; Cost-benefit analysis; Expert system and GIS applications; Uncertainties.</p> <p><b>Text/Reference Books:</b></p> <ol style="list-style-type: none"> <li>Canter L. Environmental Impact Assessment, McGraw Hill.</li> </ol>							

2. Kiely G. Environmental Engineering, Tata McGraw Hill.
3. Rau G.J. and Wooten C.D. Environmental Impact Analysis Handbook, McGraw Hill.
4. Munn R.E. Environmental Impact Assessment, John Wiley & Sons.
5. Dhameja S.K. Environmental Engineering and Management, S. K. Kataria & Sons. MoEF Guidelines and amendments as updated on <http://moef.gov.in>

Seventh/Eight Semester							
S. No.	Category	Code	Course Title	Hours per			Credits
				L	T	P	
5	Open Elective	OECE-705-18	<b>Construction Materials</b>	3	0	0	3
<p><b>Course Outcomes:</b> On completion of this course the student will be able</p> <ul style="list-style-type: none"> <li>•To Provides a brief description about different types of materials used in building construction for members like foundation, masonry, arches, lintels, balcony, roof, floor, doors, windows, stairs, plastering, painting and other general topics. Properties of various construction materials, their uses and different applications are discussed in this subject.</li> </ul> <p><b>Unit-I:</b> Introduction to building construction and basic building components (Foundation, plinth, wall, sill, lintel, roof, doors, windows, ventilators, staircases, sunshades etc.) along with the building materials., Role of materials in construction, Classifications of Construction Materials, green building materials.</p> <p><b>Unit-II:</b> Physical and chemical properties of Cement ,Lime and Supplementary Cementation materials , CC blocks, Fly ash Bricks, pozzolanic material, aggregates, water, admixtures - characteristics, properties and uses, Mortars, Ceramic Materials: Classification, Refractories, glass-(Toughened Glass, DU Glass, Security Glass), glass wool, mechanical, thermal and electrical properties, fire resistance materials, Uses and application.</p> <p><b>Unit-III:</b> Rubber and plastics, properties, Polymers, fibres and composites, Fibre reinforced plastic. Water Proofing Material. Adhesives and sealants. Structural elastomeric bearings and resilient seating. Polymer foams, Aluminium Composite Panels (ACP), WPC (Wood Plastic Composite, UPVC (Unplasticized Polyvinyl</p>							

Chloride), Charcoal fibres.

**Unit IV:** Timber and its uses (Plywood, Block board, HPL- High Pressure Laminates, Laminates etc.) Metals in construction (Aluminium Alloys, Steel, Ferrous Metals, Copper etc.)

**References books:**

1. Rangawala S.C. Engineering Materials Chortor Publications 1991.
2. S.K. Duggal Building Materials, New Age International Publications 2006.
3. Bruntley L.R Building Materials Technology Structural Performance & Environmental Impact McGraw Hill Inc 1995.
4. R Chudley Construction Technology, Vol I - IV Longman Group Construction Ltd. 1973
5. Neptel& Various Sites on Internet

Seventh/Eight Semester							
S. No.	Category	Code	Course Title	Hours per			Credits
				L	T	P	
6	Professional Core courses	HSMC -255	<b>Professional Practice, Law &amp; Ethics</b>	2	0	0	2
<p>Basic elements of civil engineering professional practice are introduced in this course. Roles of all participants in the process-owners, developers, designers, consultants, architects, contractors, and suppliers -are described. Basic concepts in professional practice, business management, public policy, leadership, and professional licensure are introduced. The course covers professional relations, civic responsibilities, and ethical obligations for engineering practice. The course also describes contracts management, and various legal aspects related to engineering. Further, the course familiarizes students with elementary knowledge of laws that would be of utility in their profession, including several new areas of law such as IPR, ADR.</p> <p><b>The course is designed to address the following:</b></p> <ul style="list-style-type: none"> <li>• To make the students understand the types of roles they are expected to play in the society as practitioners of the civil engineering profession</li> <li>• To develop some ideas of the legal and practical aspects of their profession</li> </ul> <p><b>UNIT 1. Professional Ethics</b> – Definition of Ethics, Professional Ethics, Business Ethics, Corporate Ethics, Engineering Ethics, Personal Ethics; Code of Ethics as defined in the website of Institution of Engineers (India); Profession, Professionalism, Professional Responsibility, Professional Ethics; Conflict of Interest, Gift Vs Bribery, Environmental breaches, Negligence, Deficiencies in state-of-the-art; Vigil Mechanism, Whistleblowing, protected disclosures.</p> <p><b>UNIT 2: General Principles of Contracts Management: Indian Contract Act, 1972 and amendments</b> covering General principles of contracting; Contract Formation &amp; Law; Privacy of contract; Various types of contract and their features; Valid &amp; Voidable Contracts; Prime and sub-contracts; Joint Ventures &amp; Consortium; Complex contract terminology; Tenders, Request For Proposals, Bids &amp; Proposals; Bid Evaluation; Contract Conditions &amp; Specifications; Critical /“Red Flag” conditions; Contract award &amp; Notice To Proceed; Variations &amp; Changes in Contracts; Differing site conditions; Cost escalation; Delays, Suspensions &amp; Terminations; Time extensions &amp; Force Majeure; Delay Analysis; Liquidated damages &amp; Penalties; Insurance &amp; Taxation; Performance and Excusable Non-performance; Contract documentation; Contract Notices; Wrong practices in contracting (Bid shopping, Bid fixing, Cartels); Reverse auction; Case Studies; Build-Own-Operate &amp; variations; Public-Private Partnerships; International Commercial Terms;</p> <p><b>UNIT 3 : Arbitration, Conciliation and ADR (Alternative Dispute Resolution) system:</b> Arbitration – meaning, scope and types – distinction between laws of 1940 and 1996; UNCITRAL model law – Arbitration and expert determination; Extent of judicial intervention; International commercial arbitration; Arbitration agreements – essential and kinds, validity, reference and interim measures by court; Arbitration tribunal – appointment, challenge, jurisdiction of arbitral tribunal, powers, grounds of challenge, procedure and court assistance; Award including Form and content, Grounds for setting aside an award, Enforcement, Appeal and Revision; Enforcement of foreign awards – New York and Geneva Convention Awards; Distinction between conciliation, negotiation, mediation and arbitration, confidentiality, resort to judicial</p>							

proceedings, costs; Dispute Resolution Boards; LokAdalats.

**UNIT 4 :Engagement of Labour and Labour& other construction-related Laws:**Role of Labour in Civil Engineering; Methods of engaging labour- on rolls, labour sub-contract, piece rate work; Industrial Disputes Act, 1947; Collective bargaining; Industrial Employment (Standing Orders) Act, 1946; Workmen's Compensation Act, 1923; Building & Other Construction Workers (regulation of employment and conditions of service) Act (1996) and Rules (1998); RERA Act 2017, NBC 2017

**UNIT 5 : Law relating to Intellectual property:**Introduction – meaning of intellectual property, main forms of IP, Copyright, Trademarks, Patents and Designs, Secrets; Law relating to Copyright in India including Historical evolution of Copy Rights Act, 1957, Meaning of copyright – computer programs, Ownership of copyrights and assignment, Criteria of infringement, Piracy in Internet – Remedies and procedures in India; Law relating to Patents under Patents Act, 1970 including Concept and historical perspective of patents law in India, Patentable inventions with special reference to biotechnology products, Patent protection for computer programs, Process of obtaining patent – application, examination, opposition and sealing of patents, Patent cooperation treaty and grounds for opposition, Rights and obligations of patentee, Duration of patents – law and policy considerations, Infringement and related remedies;

**Text/Reference Books:**

1. B.S. Patil, Legal Aspects of Building and Engineering Contracts, 1974.
2. The National Building Code, BIS, 2017
3. RERA Act, 2017
4. MeenaRao (2006), Fundamental concepts in Law of Contract, 3rd Edn. Professional Offset
5. NeelimaChandiramani (2000), The Law of Contract: An Outline, 2nd Edn. AvinashPublications Mumbai
6. Avtarsingh (2002), Law of Contract, Eastern Book Co.
7. Dutt (1994), Indian Contract Act, Eastern Law House
8. Anson W.R. (1979), Law of Contract, Oxford University Press
9. Kwatra G.K. (2005), The Arbitration & Conciliation of Law in India with case law on UNCITRAL Model Law on Arbitration, Indian Council of Arbitration
10. Wadhera (2004), Intellectual Property Rights, Universal Law Publishing Co.
11. T. Ramappa (2010), Intellectual Property Rights Law in India, Asia Law House
12. Bare text (2005), Right to Information Act
13. O.P. Malhotra, Law of Industrial Disputes, N.M. Tripathi Publishers
14. K.M. Desai(1946), The Industrial Employment (Standing Orders) Act
15. Rustamji R.F., Introduction to the Law of Industrial Disputes, Asia Publishing House



Seventh/Eight Semester							
S. No.	Category	Code	Course Title	Hours per			Credits
				L	T	P	
7	Mandatory Course (non credit)	BTMC-701-18	<b>Management- I (Organizational Behavior)</b>	2	0	0	0
<p>Course objectives: This course is based on three themes;</p> <ul style="list-style-type: none"> <li>❖ Individuals – Behaviour in an individual context</li> <li>❖ Groups/teams – Behavior in a n organizational context</li> <li>❖ Organizations – How do these artificial persons behave?</li> </ul> <p>Course context:</p> <p>Unit I Organizational behavior: What managers do, Definition of OB, contributing disciplines to OB, challenges and opportunities for OB, Foundations of Individual Behavior, biographical characteristics, Learning, Attitudes, Personality: Determinants of personality, Perception: Meaning and attribution Theory.</p> <p>Unit II Motivation: Definition and Process of motivation, Theories of motivation, Application of motivation. Job Satisfaction: Nature and significance of Job Satisfaction. Leadership: Meaning and theories of Leadership, Leadership in Indian culture, Nature and significance of Leadership. Transaction analysis, life position, Johari window, Emotional Intelligence and Intellectual Intelligence.</p> <p>Unit III Foundation of group behavior: Nature and concept of group formation, stages of group formation, difference between group and team, Group Discussion Making: Meaning and nature: Decision making process; Conflict management: definition of conflict, Functional vs Dysfunctional conflict, conflict process; individual and group level conflict; organization level conflict; Negotiations: Meaning and definition; Negotiations process, issues in Negotiations.</p> <p>Unit IV Stress Management: Meaning and concept of stress, Stress in organization, Management of stress, Power and Politics in Organization: Nature and concepts, Sources and types of power, techniques of politics, Organizational culture: Meaning and concept, cultural differences and business ethics.</p> <p>Suggested Readings/Books:</p> <ol style="list-style-type: none"> <li>1. Robbins, Organizational behavior, Pearson Education.</li> <li>2. Luthans, Organizational behavior, Tata McGraw Hill</li> <li>3. Parikh, Gupta, Organizational behavior, Tata McGraw Hill</li> <li>4. Locum, Fundamental of Organizational behavior, Cengage Learning</li> <li>5. Saiyadain, M S.: Organizational behavior, Tata McGraw Hill</li> </ol> <p>WIDELY USED BOOKS FOR Organizational behavior</p> <ul style="list-style-type: none"> <li>➤ I’m O.K You’re O.K., Thomas Harris.</li> <li>➤ Games people play, Eric Berne</li> </ul>							

<b>Seventh/ Eighth Semester</b>								
S No	Category	Subject Code	Course Title	Evaluation Internal		External		Credits
				Institute	Industry	Ext	Total	
1	Training (one semester)	BTCE-801-18	Software Training And Project	100	50	100	250	16
			Industrial training and Project	100	50	100	250	
			<b>Total</b>	<b>200</b>	<b>100</b>	<b>200</b>	<b>500</b>	<b>16</b>

**\*List of Software for Training to be learnt during Training Period**  
**Any software that enhances professional capability in civil engineering practice a partial indicative list is mentioned below:**

1. GT STRUDAL
2. PRIMA VERA
3. GEOTECH
4. ARCVIEW GIS
5. GEO 5
6. Ansys
7. AUTOCAD CIVIL 3D
8. MX ROAD
9. GEOMATIC
10. STAAD PRO
11. HDM-4
12. PLAXIS
13. Abacus
13. Any other relevant software



Seventh/Eight Semester							
S. No.	Category	Code	Course Title	Hours per week			Credits
				L	T	P	
1	Professional Core courses	BTCE 802-18	Smart Cities	3	1	0	4
<p><b>Course objectives</b></p> <p>To obtain basic knowledge of smart cities  To learn how to analyze and compare existing smart community projects.</p> <p><b>Unit-1:</b>  Definition and concept of smart city, Difference between: Intelligent city, Digital city, and E-city, Objectives, principles, stages in smart city planning, Smart city planning schemes. Complexities of Smart cities, Smart cities in India.</p> <p><b>Unit-2:</b>  Structure plan, detailed smart city planning scheme and action plan, Estimating future needs, planning standards for different land use allocation for commerce, industries, public amenities, open areas etc.,</p> <p><b>Unit-3:</b>  Smart infrastructure with adaptive capabilities; smart infrastructures of energy, mobility, health and sustainability and their growing interdependencies. Cybersecurity, Safety, and Privacy.</p> <p><b>Unit-4</b>  ICT for smart City, Internet of Things, Blockchain, Artificial Intelligence, Alternate Reality, Virtual Reality, Future of Smart cities, Smart City Informatics</p> <p><b>Reference Books:</b></p> <ol style="list-style-type: none"> <li>1. Jo Beall (1997); "A city for all: valuing differences and working with diversity"; Zed books limited, London (ISBN: 1-85649-477-2)</li> <li>2. UN-Habitat; "Inclusive and sustainable urban planning: a guide for municipalities"; Volume 3: Urban Development Planning (2007); United Nations Human Settlements Programme (ISBN: 978-92-1-132024-4)</li> <li>3. Arup Mitra; "Insights into inclusive growth, employment and wellbeing in India"; Springer (2013), New Delhi (ISBN: 978-81-322-0655-2)</li> <li>4. William J. V. Neill (2004); "Urban Planning and cultural identity"; Routledge London (ISBN: 0-415-19747-3)</li> <li>5. John S. Pipkin, Mark E. La Gory, Judith R. Balu (Editors); "Remaking the city: Social science perspective on urban design"; State University of New York Press, Albany (ISBN: 0-87395-678-8)</li> <li>6. Giffinger, Rudolf; Christian Fertner; Hans Kramar; Robert Kalasek; Nataša Pichler-Milanovic; Evert Meijers (2007). "Smart cities – Ranking of European medium-sized cities". Smart Cities. Vienna: Centre of Regional Science</li> </ol>							

Seventh/Eight Semester							
S. No.	Category	Code	Course Title	Hours			Credits
				L	T	P	
3	Professional core	BMPD-803-18	<b>Mentoring and professional development</b>	-	-	2	0
<p><b>Guidelines regarding Mentoring and Professional Development</b>  The objective of mentoring will be development of:</p> <ul style="list-style-type: none"> <li>• Overall Personality</li> <li>• Aptitude (Technical and General)</li> <li>• General Awareness (Current Affairs and GK)</li> <li>• Communication Skills</li> <li>• Presentation Skills</li> </ul> <p>The course shall be split in two sections i.e. outdoor activities and class activities. For achieving the above, suggestive list of activities to be conducted are:</p> <p><b>Part – A (Class Activities)</b></p> <ol style="list-style-type: none"> <li>1. Expert and video lectures</li> <li>2. Aptitude Test</li> <li>3. Group Discussion</li> <li>4. Quiz (General/Technical)</li> <li>5. Presentations by the students</li> <li>6. Team building Exercises</li> </ol> <p style="text-align: center;"><b>Part – B (Outdoor Activities)</b></p> <ol style="list-style-type: none"> <li>1. Sports/NSS/NCC</li> <li>2. Society Activities of various students chapter i.e. ISTE, SCIE, SAE, CSI, Cultural Club, etc.</li> </ol> <p>Evaluation shall be based on rubrics for Part – A &amp; B.  Mentors/Faculty incharges shall maintain proper record student wise of each activity conducted and the same shall be submitted to the department.</p>							

**End**



