


#### 4.1.4 Average percentage of expenditure excluding salary for infrastructure augmentation during the year (INR in Lakhs)

Sl. No.	Supporting Documents	Page Number
1.	Average percentage of expenditure excluding salary for infrastructure augmentation during the year duly signed by Finance Officer	1
2.	Budget Allocated for infrastructure Augmentation	2
3.	Audited Income and Expenditure Statements and audited Financial Statements	3
4.	Schedule of Fixed Assets	4-13



4.1.4 Average percentage of expenditure excluding salary for infrastructure augmentation during the financial year 2021-22 (INR Lakh)

4.4.1 Average percentage expenditure incurred on maintenance of physical facilities and academic support facilities excluding salary component during the financial years 2021-22 (INR in lakhs)

Year	Budget allocated for infrastructure augmentation (A)	Expenditure for infrastructure augmentation (B)	Total Expenditure excluding Salary ( C )	Expenditure on Maintenance of academic facilities (excluding salary for human resources) (D)	Expenditure on Maintenance of physical facilities (excluding salary for human resources) ( E )
2021-22	35110	5081.01	8614.26	1264.76	117.07

  
Finance Officer  
I.K. Gujral Punjab Technical University  
Jalandhar

I.K.GUJRAL PUNJAB TECHNICAL UNIVERSITY, JALANDHAR						
Sr. No. Department		Budget Estimates 2021-22	Actual upto 30.09.2021	Revised Budget Estimates 2021-22 (Received from deptt.)	Proposed Budget Estimates 2021-22	(Amount in Lakh)
<b>1</b>	<b>REVENUE RECEIPTS</b>					
<b>A</b>	<b>Administration Departments</b>					Annex. 1
	i Administration & Finance	170.00	28.74	50.00	50.00	
	ii Academic Affairs	2,300.00	814.62	2,057.00	2,057.00	
	iii Student Affairs	160.00	31.36	73.00	73.00	
	iv Research & Development	340.00	90.00	342.00	342.00	
	v Examination-Regular & Open & Distance Learning department	3,090.00	1,675.48	2,450.00	2,450.00	
	vi Open & Distance Learning department	160.00	8.65	54.00	54.00	
<b>B</b>	<b>Teaching departments &amp; Constituent Campuses</b>					
	i Teaching Department	805.00	227.09	614.00	614.00	Annex. 2
	ii Constituent Campuses	790.00	249.03	790.00	790.00	
	<b>Total (A)</b>	<b>7,815.00</b>	<b>3,124.97</b>	<b>6,430.00</b>	<b>6,430.00</b>	
<b>2</b>	<b>REVENUE EXPENDITURE</b>					
	<b>Salary &amp; Wages (Adminstration)</b>					
	a Teaching	85.00	58.00	85.00	85.00	
	b Non- Teaching	2,162.00	1,180.00	2,162.00	2,162.00	
	c Wages (Manpower staff, Security, Housekeeping etc.)	1,329.00	447.00	1,000.00	1,000.00	
	<b>Salary &amp; Wages (Teaching Deptt.)</b>					
	a Teaching	788.00	456.00	900.00	900.00	
	b Non- Teaching	250.00	126.00	300.00	300.00	
	c Wages (Manpower staff, Security, Housekeeping etc.)	200.00	78.00	200.00	200.00	
	d Honorarium to Guest Faculty	230.00	60.00	188.00	188.00	
	<b>Salary &amp; Wages (Const. Campuses)</b>					
	a Teaching	264.00	127.00	260.00	260.00	
	b Non- Teaching	244.00	125.00	285.00	285.00	
	c Wages (Manpower staff, Security, Housekeeping etc.)	324.00	100.00	300.00	300.00	
	d Honorarium to Guest Faculty	167.00	27.01	148.00	148.00	
<b>A</b>	<b>Administration Departments</b>					
	i Administration & Finance (Gen. Expenses)	1,604.00	297.38	1,645.00	1,645.00	Annex. 3
	ii Academic Affairs	600.00	140.59	518.00	518.00	
	iii College development	-	11.32	86.00	86.00	
	iv Student Affairs	505.00	13.79	271.00	271.00	
	v Research & Development/ P & EP	500.00	31.01	152.00	152.00	
	vi Examination-Regular & Open & Distance Learning department	1,315.00	260.35	1,000.00	1,000.00	
	vii Open & Distance Learning department	215.00	8.34	45.00	45.00	
<b>B</b>	<b>Teaching departments &amp; Constituent Campuses</b>					
	i Teaching Department (Gen. Expenses)	385.00	15.46	342.00	342.00	Annex. 4
	ii Constituent Campuses (Gen. Expenses)	243.00	47.49	343.00	343.00	
	<b>Total (B)</b>	<b>11,410.00</b>	<b>3,609.74</b>	<b>10,230.00</b>	<b>10,230.00</b>	
	Excess of Income over Expenditure (A - B = C)	-3,595.00	-484.77	-3,800.00	-3,800.00	
<b>D</b>	Interest on FDR	3,000.00	2,278.00	2,280.00	2,280.00	
<b>E</b>	Net Excess of Income over Expenditure (C-D=E)	-595.00	1,793.23	-1,520.00	-1,520.00	
<b>3</b>	<b>Provisions</b>					
	i Provision of Expenses of Earlier Years/ Duties & Taxes	5,000.00		4,000.00	4,000.00	
	ii Provision for Leave Encasment and Gratuity and DA+ increment etc	1,500.00		1,500.00	1,500.00	
	iii Provision for Admission fee share Rc/Lc/ Lsc & Printing for Course material	2,000.00		2,000.00	2,000.00	
	iv Provision for DA+increment/ 6th pay commission/ LTC/ retirement benefits etc.	2,895.00		2,895.00	2,895.00	
	v DEFERRED REVENUE EXPENDITURE	500.00		500.00	500.00	
	<b>F Total (F)</b>	<b>11,895.00</b>		<b>10,895.00</b>	<b>10,895.00</b>	
<b>4</b>	<b>CAPITAL EXPENDITURE</b>					
	i Fixed Assets	2,390.00	68.03	2,783.00	2,783.00	Annex. 5
	ii Civil Works	23,510.00	1,796.27	26,427.00	26,427.00	Annex. 6
	iii Central research facility	400.00		400.00	400.00	
	iv Startup fund for technical Education	2,500.00		2,500.00	2,500.00	
	v Tata Technologies	3,000.00		3,000.00	3,000.00	
	<b>G Total (G)</b>	<b>31,800.00</b>	<b>1,864.30</b>	<b>35,110.00</b>	<b>35,110.00</b>	
	Total Income (A+D)	10,815.00	5,402.97	8,710.00	8,710.00	
<b>H</b>	<b>Total Expenditures (B+F+G)</b>	<b>55,105.00</b>	<b>5,474.04</b>	<b>56,235.00</b>	<b>56,235.00</b>	
	Overall Surplus/Deficit	-44,290.00	-71.07	-47,525.00	-47,525.00	
	Accrued Interest Income from Govt. securities	4,613.00				

**I.K.G. PUNJAB TECHNICAL UNIVERSITY**  
**INCOME & EXPENDITURE ACCOUNT FOR THE YEAR ENDED 31<sup>ST</sup> MARCH, 2022**

	Schedule	Current Year (2021-22)				Previous Year (2020-21)	
		Unrestricted Funds			Restricted Fund	Total	Total
		Corpus	Designated fund	General fund			
<b>INCOME</b>							
Academic Receipts	10			67,32,65,022.67		67,32,65,022.67	54,99,04,031.57
Grants & Donations	11			-		-	-
Income from Investments	12		56,59,19,553.87	-		56,59,19,553.87	70,12,23,913.24
Other Incomes	13			16,46,07,140.08		16,46,07,140.08	5,12,72,372.65
<b>TOTAL (A)</b>				<b>83,78,72,162.75</b>		<b>1,40,37,91,716.62</b>	<b>1,30,24,00,317.46</b>
<b>EXPENDITURE</b>							
Staff Payments & Benefits	14			60,85,94,512.24		60,85,94,512.24	65,40,24,008.00
Academic Expenses	15			11,47,69,165.70		11,47,69,165.70	15,83,50,299.22
Administrative and General	16			21,67,36,812.03		21,67,36,812.03	25,26,71,680.31
Transportation Expenses	17			84,22,829.00		84,22,829.00	89,40,162.00
Repairs & maintenance	18			1,14,59,218.00		1,14,59,218.00	1,15,04,713.50
Finance Costs	19			1,40,987.33		1,40,987.33	2,92,907.65
Other Expenses	20			13,64,093.65		13,64,093.65	5,42,629.07
<b>TOTAL (B)</b>				<b>96,14,87,617.95</b>		<b>96,14,87,617.95</b>	<b>1,08,63,26,399.75</b>
<b>Balance being excess of Income over Expenditure (A-B)</b>							
Transfer to/from Designated fund			56,59,19,553.87			56,59,19,553.87	70,12,23,913.24
Building fund							
Other (specify)							
<b>Balance Being Surplus Carried to General Fund</b>				<b>(12,36,15,455.20)</b>		<b>(12,36,15,455.20)</b>	<b>(48,51,49,995.53)</b>
Notes on Accounts	21						

As per separate Audit Report attached

Statutory Auditors  
 For Shammi Garg & Co.  
 Chartered Accountants



CA Shammi Garg  
 (M.NO. 095431)  
 Partner

For I.K.G PUNJAB TECHNICAL UNIVERSITY

*[Signature]*  
 Finance Officer

Date: 28.09.2022  
 Place: Ludhiana

*[Signature]*  
 Assistant Registrar (F&A)

*[Signature]*  
 Deputy Registrar-II (F&A)

*[Signature]*  
 Deputy Registrar-I (F&A)

961487617.95  
 - 608594512.24  
 -----  
 352893105.71

3528.93 in lakh.

*[Signature]*

*[Signature]*

*[Signature]*

Finance Officer  
 I.K. Gujral Punjab Technical University  
 Jalandhar

L. J. GUJRAL TECHNICAL UNIVERSITY  
SCHEDULE OF FIXED ASSETS (PTU MAIN)  
FOR THE FINANCIAL YEAR ENDING 31.03.2022

Sl. No.	NAME OF ASSET	COMPANY	RATE	OP. BAL	ADDITIONS		DISCARDED/ ADJUSTED	BALANCE	DEPRECIATION	CLOSING W.D.V.
					<180 DAYS	>180 DAYS				
1	AIR CONDITIONER	ADMIN	15%	58,46,311.00				58,46,311.00	8,76,947.00	49,69,364.00
2	AIR CONDITIONER CONSTITUENT CAMPUS KPT	CONSTITUENT CAMPUS	15%	68,943.92				68,943.92	10,342.00	58,601.92
3	ALMIRAH	ADMIN	10%	26,33,550.00				26,33,550.00	2,63,355.00	23,70,195.00
4	ALUMINIUM FIXTURE	CONSTITUENT CAMPUS	10%	90,350.00				90,350.00	9,035.00	81,315.00
5	ALUMINIUM PARTITION	ADMIN	10%	1,04,520.00				1,04,520.00	10,452.00	94,068.00
6	AQUAGUARD (R.O WATER DISPENSER)	ADMIN	15%	1,41,278.00				1,41,278.00	21,192.00	1,20,086.00
7	BATTERY	ADMIN	15%	9,647.00				9,647.00	1,447.00	8,200.00
8	BED	ADMIN	10%	8,45,662.00				8,45,662.00	84,566.00	7,61,096.00
9	BENCHES	ADMIN	10%	1,27,121.00				1,27,121.00	12,712.00	1,14,409.00
10	BIOMETRIC DEVICE	ADMIN	15%	84,873.00				84,873.00	12,731.00	72,142.00
11	BOOK CASE	ADMIN	10%	41,785.00				41,785.00	4,179.00	37,606.00
12	BOOKS	ACADEMIC	40%	18,97,358.12				18,97,358.12	7,58,943.00	11,38,415.12
13	BOOKS	ADMIN	40%	2,45,347.00				2,45,347.00	98,139.00	1,47,208.00
14	BOOKS (MAIN CAMPUS)	TEACHING	40%	28,557.00				28,557.00	11,423.00	17,134.00
15	BOOKS EXP CONSTITUENT CAMPUS AMRITSAR	CONSTITUENT CAMPUS	40%	11,914.00				11,914.00	4,766.00	7,148.00
16	BOOKS CONSTITUENT CAMPUS BATALA	CONSTITUENT CAMPUS	40%	4,706.00				4,706.00	1,882.00	2,824.00
17	BOOKS CONSTITUENT CAMPUS HOSHIARPUR	CONSTITUENT CAMPUS	40%	32,234.00				32,234.00	12,894.00	19,340.00
18	BOOKS CONSTITUENT CAMPUS KAPURTHALA	CONSTITUENT CAMPUS	40%	42,325.00				42,325.00	16,930.00	25,395.00
19	BOOKS CONSTITUENT CAMPUS KHUNIMAJRA	CONSTITUENT CAMPUS	40%	1,97,211.00				1,97,211.00	78,884.00	1,18,327.00
20	BOOKS CONSTITUENT CAMPUS MOHALI	CONSTITUENT CAMPUS	40%	1,74,179.00	96,455.00			2,70,634.00	1,08,254.00	1,62,380.00
21	BOOKS CONSTITUENT CAMPUS KPT	CONSTITUENT CAMPUS	40%	8,523.59				8,523.59	3,409.00	5,114.59
22	BOOKS & DIGITAL LIBRARY ETC	CONSTITUENT CAMPUS	40%			3,35,686.00		3,35,686.00	67,137.00	2,68,549.00
23	BUILDING (KAPURTHALA)	ADMIN	10%	8407,32,298.19				8407,32,298.19	840,73,230.00	7566,59,068.19
24	BUILDING (MOHALI)	ADMIN	10%	214,24,047.00				214,24,047.00	21,42,405.00	192,81,642.00
25	BUILDING MOHALI CAMPUS	CONSTITUENT CAMPUS	10%	6,36,379.00				6,36,379.00	63,638.00	5,72,741.00
26	BUILDING CONSTITUENT CAMPUS ASR	CONSTITUENT CAMPUS	10%	338,23,541.00				338,23,541.00	33,82,354.00	304,41,187.00
27	BUILDING CONSTITUENT CAMPUS DINANAGAR	CONSTITUENT CAMPUS	10%	21,52,336.00				21,52,336.00	2,15,234.00	19,37,102.00
28	BUILDING CONSTITUENT CAMPUS HOSHIARPUR	CONSTITUENT CAMPUS	10%	123,89,071.00				123,89,071.00	12,38,907.00	111,50,164.00
29	BUILDING CONSTITUENT CAMPUS KPT FROM CAPARO	CONSTITUENT CAMPUS	10%	257,97,661.68				257,97,661.68	25,79,766.00	232,17,895.68
30	BUILDING CONSTITUENT CAMPUS KUNIMAJRA	CONSTITUENT CAMPUS	10%	173,96,744.00				173,96,744.00	17,39,674.00	156,57,070.00
31	BUS	ADMIN	15%	3,63,254.00				3,63,254.00	54,488.00	3,08,766.00
32	CAMERA	ADMIN	15%	29,75,098.00				29,75,098.00	4,46,265.00	25,28,833.00
33	CAMERA (DIGITAL)	ADMIN	15%	80,938.00				80,938.00	12,141.00	68,797.00
34	CAMERA & SPEAKER (V.C. OFFICE)	ADMIN	15%		2,37,180.00			2,37,180.00	35,577.00	2,01,603.00
35	CHAIRS	ADMIN	10%	36,55,143.00				36,55,143.00	3,65,514.00	32,89,629.00
36	CHAIRS	ADMIN	10%			2,43,600.00		2,43,600.00	12,180.00	2,31,420.00
37	CIVIL WORK AT PIT KHUNIMAJRA	CIVIL	0%	817,96,257.00		13,91,000.00		831,87,257.00	-	831,87,257.00
38	CIVIL WORK AT PIT MANSA	CIVIL	0%	4,75,671.00				4,75,671.00	-	4,75,671.00
39	CIVIL WORK UNIV. CAMPUS CHAMKAUR SAHIB	CIVIL	0%	339,81,000.00	1500,00,000.00	1171,07,500.00		3010,88,500.00	-	3010,88,500.00
40	CIVIL WORK AT PIT SULTANPUR LODHI	CIVIL	0%	842,00,000.00		80,00,000.00		922,00,000.00	-	922,00,000.00
41	CIVIL WORK PTU MAIN CAMPUS	CIVIL	0%	10614,94,945.00	1502,45,131.00	511,74,931.00	34,49,325.00	12594,65,682.00	-	12594,65,682.00
42	CIVIL WORK DR. B.R. AMBEDKAR MUSEUM AT IKGPTU	CIVIL	0%		100,00,000.00			100,00,000.00	-	100,00,000.00
43	CIVIL WORK AMRITSAR CAMPUS	CIVIL	0%		40,00,000.00			40,00,000.00	-	40,00,000.00
44	CIVIL WORK PIT LADOWALI ROAD	CIVIL	0%	37,61,383.40				37,61,383.40	-	37,61,383.40
45	CIVIL WORK PIT RAIKOT LDH	CIVIL	0%	210,12,776.00				210,12,776.00	-	210,12,776.00
46	CIVIL WORK PIT HOSHIARPUR	CIVIL	0%	14,80,875.00				14,80,875.00	-	14,80,875.00
47	COMPUTER (P&D)	DRIC	40%	11,044.00				11,044.00	4,418.00	6,626.00
48	COMPUTER EQUIPMENT CAMP MOHALI	CONSTITUENT CAMPUS	40%	1,416.00				1,416.00	566.00	850.00
49	COMPUTER LAB EQP HOSP	CONSTITUENT CAMPUS	40%	1,283.00				1,283.00	513.00	770.00
50	COMPUTER	ADMIN	40%			5,321.00	4,900.00	421.00	-896.00	1,317.00
51	COMPUTER LED	CIVIL	40%			15,530.00		15,530.00	3,106.00	12,424.00
52	COMPUTER PERIPHERAL	ADMIN	40%	4,51,251.00				4,51,251.00	1,80,500.00	2,70,751.00
53	COMPUTER PERIPHERALS	DRIC	40%	1,979.00				1,979.00	792.00	1,187.00
54	COMPUTER PERIPHERALS	STUDENT AFFAIRS	40%	11,928.00	26,081.00	6,452.00		44,461.00	16,494.00	27,967.00

*Handwritten signature*  


2021-22

Finance Officer  
 L. J. Gujral Punjab Technical University  
 Mohali  
*Handwritten signature*

Sl	COMPUTER PERIPHERALS	EVAM	40%	32,933.00			32,933.00	32,933.00	18,772.00	18,772.00
56	COMPUTER PERIPHERALS	ACADEMIC	40%		15,230.00		15,230.00	6,092.00	9,138.00	
57	COMPUTER PERIPHERALS (KRC)	ACADEMIC	40%		19,800.00		19,800.00	7,920.00	11,880.00	
58	COMPUTER PERIPHERALS (VC OFFICE)	ADMIN	40%		4,500.00		4,500.00	1,800.00	2,700.00	
59	COMPUTER PERIPHERALS (PRO)	ADMIN	40%		7,500.00		7,500.00	3,000.00	4,500.00	
60	COMPUTER PERIPHERALS (REGISTRAR)	ADMIN	40%		8,000.00		8,000.00	3,200.00	4,800.00	
61	COMPUTER PERIPHERALS (F&A)	ADMIN	40%		10,800.00		10,800.00	4,320.00	6,480.00	
62	COMPUTER PERIPHERALS (P&D)	DRIC	40%	624.00			624.00	250.00	374.00	
63	COMPUTER/LAPTOP A/C	DRIC	40%	9,151.00			9,151.00	3,660.00	5,491.00	
64	COMPUTERS	ACADEMIC	40%		28,864.00		28,864.00	11,546.00	17,318.00	
65	COMPUTERS	ADMIN	40%	30,29,605.00			30,29,605.00	12,11,842.00	18,17,763.00	
66	COMPUTERS	STUDENT AFFAIRS	40%	11,011.00			11,011.00	4,404.00	6,607.00	
67	COMPUTERS PERIPHERALS CONSTITUENT CAMPUS BHIKH	CONSTITUENT CAMPUS	40%	1,498.00	494.00	1,498.00	494.00	198.00	296.00	
68	COMPUTER PERIPHERALS AMRITSAR CAMPUS	CONSTITUENT CAMPUS	40%		1,498.00		1,498.00	599.00	899.00	
69	COMPUTERS PERIPHERALS CONSTITUENT CAMPUS KPT	CONSTITUENT CAMPUS	40%	30,644.00			30,644.00	12,258.00	18,386.00	
70	COMPUTERS CONSTITUENT CAMPUS	CONSTITUENT CAMPUS	40%	5,101.00			5,101.00	2,040.00	3,061.00	
71	COMPUTERS CONSTITUENT CAMPUS KPT	CONSTITUENT CAMPUS	40%	2,057.67			2,057.67	823.00	1,234.67	
72	COMPUTERS/LAPTOP/PRINTERS(NSS)	STUDENT AFFAIRS	40%	3,717.00			3,717.00	1,487.00	2,230.00	
73	COMPUTERS/PRINTERS (YOUTH AFFAIRS)	STUDENT AFFAIRS	40%	3,169.00			3,169.00	1,268.00	1,901.00	
74	CHILLER SINGLE DOOR	ADMIN	15%	29,877.00			29,877.00	4,482.00	25,395.00	
75	CYCLES	ADMIN	15%	40,467.00			40,467.00	6,070.00	34,397.00	
76	CYCLES	CONSTITUENT CAMPUS	15%	871.00			871.00	131.00	740.00	
77	DEEP FRIYER	ADMIN	10%	28,386.00			28,386.00	2,839.00	25,547.00	
78	DESK	ADMIN	10%	13,38,360.00			13,38,360.00	1,33,836.00	12,04,524.00	
79	DIGITAL DISH	ADMIN	15%	818.00			818.00	123.00	695.00	
80	DIGITAL LOCK	ADMIN	15%	25,150.00			25,150.00	3,773.00	21,377.00	
81	DIGITAL MULTI-METER	ADMIN	15%	2,982.00			2,982.00	447.00	2,535.00	
82	DVD WRITER	ADMIN	15%	1,300.00			1,300.00	195.00	1,105.00	
83	EQUIPMENTS	DRIC	15%		6,850.00	4,744.00	11,594.00	1,383.00	10,211.00	
84	EQUIPMENTS/SOFTWARE DEVELOPMENT (ERP/NETWORK)	ADMIN	15%		68,43,068.00	3,990.00	68,43,068.00	10,26,460.00	58,16,608.00	
85	EQUIPMENTS (KRC)	ACADEMIC	15%			3,990.00	3,990.00	299.00	3,691.00	
86	EQUIPMENTS (ACADEMIC)	ACADEMIC	15%		3,990.00		3,990.00	599.00	3,391.00	
87	EQUIPMENT (HORTICULTURE)	ADMIN	15%		75,323.00		75,323.00	11,298.00	64,025.00	
88	EQUIPMENT (SW)	STUDENT AFFAIRS	15%		44,646.00	40,888.00	85,534.00	9,764.00	75,770.00	
89	EQUIPMENTS (HOSTEL)	STUDENT AFFAIRS	15%		39,247.00	49,001.00	88,248.00	9,562.00	78,686.00	
90	ELECTRIC EQUIPMENT	ADMIN	15%		88,672.00		88,672.00	13,301.00	75,371.00	
91	ELECTRIC FITTING	ADMIN	10%	38,42,533.00			38,42,533.00	3,84,253.00	34,58,280.00	
92	ELECTRIC PANEL CONSTITUENT CAMPUS MOHALI	CONSTITUENT CAMPUS	15%	1,84,526.00			1,84,526.00	27,679.00	1,56,847.00	
93	IPBX MACHINE (PANASONIC)	ADMIN	15%		9,415.00		9,415.00	1,412.00	8,003.00	
94	EQUIPMENT (MOHALI)	ADMIN	15%		46,986.00		46,986.00	7,048.00	39,938.00	
95	EQUIPMENT (DIRECTOR CAMPUS)	TEACHING	15%		63,500.00		63,500.00	9,525.00	53,975.00	
96	E BOOK READER	ACADEMIC	15%							
97	FAN	ADMIN	15%		99,781.00		99,781.00	14,967.00	84,814.00	
98	FLOOR MACHINE	ADMIN	15%		3,410.00		3,410.00	512.00	2,898.00	
99	FIRE FIGHTING EQUIPMENT CONSTITUENT CAMPUS KPT	CONSTITUENT CAMPUS	100%							
100	FLY CATCHER	ADMIN	15%		18,707.00		18,707.00	2,806.00	15,901.00	
101	FURNITURE & FIXTURE (DIRECTOR OFFICE)	ADMIN	10%		41,502.00		41,502.00	4,150.00	37,352.00	
102	FURNITURE & FIXTURE (ECE DEPT)	TEACHING	10%		3,97,977.00		3,97,977.00	39,798.00	3,58,179.00	
103	FURNITURE & FIXTURE (FOOD ENGG.)	TEACHING	10%		1,092.00		1,092.00	109.00	983.00	
104	FURNITURE & FIXTURE (MAIN CAMPUS LIBRARY)	TEACHING	10%		1,01,566.00		1,01,566.00	10,157.00	91,409.00	
105	FURNITURE & FIXTURE (MATHEMATICAL SCIENCES)	TEACHING	10%		3,543.00		3,543.00	354.00	3,189.00	
106	FURNITURE & FIXTURE (CIVIL ENGG.)	TEACHING	10%		6,50,524.00	48,793.00	6,99,317.00	67,492.00	6,31,825.00	
107	FURNITURE & FIXTURE (BOYS HOSTEL)	STUDENT AFFAIRS	10%		2,30,100.00	4,44,600.00	6,74,700.00	45,240.00	6,29,460.00	
108	FURNITURE & FIXTURE (CSE DEPT.)	TEACHING	10%		8,20,890.00		8,20,890.00	82,089.00	7,38,801.00	
109	FURNITURE & FIXTURE (ELECTRICAL ENGG.)	TEACHING	10%		2,01,486.00		2,01,486.00	20,149.00	1,81,337.00	
110	FURNITURE & FIXTURE (HOSTEL)	ADMIN	10%		39,782.00		39,782.00	3,978.00	35,804.00	
111	FURNITURE & FIXTURE (HOSTEL)	TEACHING	10%		42,523.00		42,523.00	4,252.00	38,271.00	
112	FURNITURE & FIXTURE (MANAGEMENT STUDIES)	TEACHING	10%		7,85,936.00	93,422.00	8,79,358.00	87,936.00	7,91,422.00	
113	FURNITURE & FIXTURE (MECHANICAL ENGG.)	TEACHING	10%		10,076.00		10,076.00	1,008.00	9,068.00	
114	FURNITURE & FIXTURE (PHYSICAL SCIENCES)	TEACHING	10%		15,443.00		15,443.00	1,544.00	13,899.00	
115	FURNITURE & FIXTURE (HRM)	ADMIN	10%		43,879.00		43,879.00	4,388.00	39,491.00	
116	FURNITURE & FIXTURES	ADMIN	10%	266,93,627.07	16,91,608.00		283,85,235.07	28,38,524.00	255,46,711.07	

Handwritten signature and stamp of the Finance Officer.

2021-22

Finance Officer  
I.K. Gujral Punjab Technical University  
Jalandhar

Sl. No.	DESCRIPTION	UNIT	PERCENTAGE	AMOUNT	AMOUNT	AMOUNT	AMOUNT	AMOUNT	AMOUNT
117	FURNITURE & FIXTURES	URIC		4,39,833.00			4,39,833.00		4,39,833.00
118	FURNITURE & FIXTURES	STUDENT AFFAIRS	10%	1,97,905.00	4,83,800.00		6,81,705.00	43,981.00	6,37,724.00
119	FURNITURE & FIXTURES	EXAM	10%	14,226.00			14,226.00	1,423.00	12,803.00
120	FURNITURE & FIXTURES (P&D)	URIC	10%	2,59,145.00			2,59,145.00	25,915.00	2,33,230.00
121	FURNITURE & FIXTURES AMRITSAR	CONSTITUENT CAMPUS	10%	16,03,590.00	18,53,065.00		34,56,655.00	3,45,666.00	31,10,989.00
122	FURNITURE & FIXTURES BATALA	CONSTITUENT CAMPUS	10%	23,04,287.00			23,04,287.00	2,30,429.00	20,73,858.00
123	FURNITURE & FIXTURES BHIKHIWIND	CONSTITUENT CAMPUS	10%	18,53,065.00		18,53,065.00			
124	FURNITURE & FIXTURES DINANAGAR	CONSTITUENT CAMPUS	10%	16,91,608.00		16,91,608.00			
125	FURNITURE & FIXTURES HSP	CONSTITUENT CAMPUS	10%	52,35,071.00			52,35,071.00	5,23,507.00	47,11,564.00
126	FURNITURE & FIXTURES KHUNIMAJRA	CONSTITUENT CAMPUS	10%	50,18,642.00			50,18,642.00	5,01,864.00	45,16,778.00
127	FURNITURE & FIXTURES KPT	CONSTITUENT CAMPUS	10%	87,46,756.20			87,46,756.20	8,74,676.00	78,72,080.20
128	FURNITURE & FIXTURES LUDHIANA	CONSTITUENT CAMPUS	10%	21,037.00			21,037.00	2,104.00	18,933.00
129	FURNITURE & FIXTURES MOHALI	CONSTITUENT CAMPUS	10%	4,61,179.00			4,61,179.00	46,118.00	4,15,061.00
130	FURNITURE & FIXTURES CONSTITUENT CAMPUS	CONSTITUENT CAMPUS	10%	16,77,833.00			16,77,833.00	1,67,783.00	15,10,050.00
131	FURNITURE & FIXTURES CONSTITUENT CAMPUS KPT	CONSTITUENT CAMPUS	10%	5,06,781.00			5,06,781.00	50,678.00	4,56,103.00
132	FURNITURE AND FIXTURES	ACADEMIC	10%	6,31,245.00			6,31,245.00	63,125.00	5,68,120.00
133	FURNITURE & FIXTURE ETC. (F&A)	ADMIN	10%		91,753.00	44,994.00	1,36,747.00	11,425.00	1,25,322.00
134	FURNITURE & FIXTURE ETC. (REGISTRAR OFFICE)	ADMIN	10%			70,294.00	70,294.00	3,515.00	66,779.00
135	FURNITURE & FIXTURE ETC. (V.C. OFFICE)	ADMIN	10%		39,890.00	87,385.00	1,27,275.00	8,358.00	1,18,917.00
136	FURNITURE & FIXTURE (FIXED LADDER)	STUDENT AFFAIRS	10%			95,283.00	95,283.00	4,764.00	90,519.00
137	GAS CYLINDER	ADMIN	10%	19,431.00			19,431.00	1,943.00	17,488.00
138	GENERATOR	ADMIN	15%	9,23,723.00			9,23,723.00	1,38,558.00	7,85,165.00
139	GENERATOR SET CONSTITUENT CAMPUS KPT	CONSTITUENT CAMPUS	15%	1,90,416.77	2,000.00		1,92,416.77	28,863.00	1,63,553.77
140	GEYSER ELECTRIC	ADMIN	15%	9,810.00			9,810.00	1,472.00	8,338.00
141	GODREJ SLIDE PRO SHELL	ADMIN	10%	54,541.00			54,541.00	5,454.00	49,087.00
142	GODREJ FINNESSE	ADMIN	10%	37,021.00			37,021.00	3,702.00	33,319.00
143	GRILLER JUMBO	ADMIN	10%	6,498.00			6,498.00	650.00	5,848.00
144	HAND DRYER	ADMIN	15%	32,056.00			32,056.00	4,808.00	27,248.00
145	HOODWASHER MACHINE	ADMIN	15%	2,22,716.00			2,22,716.00	33,407.00	1,89,309.00
146	HORTICULTURE EQUIPMENT CONSTITUENT CAMPUS KPT	CONSTITUENT CAMPUS	15%	28,149.00			28,149.00	4,222.00	23,927.00
147	HORTICULTURE MACHINERY	ADMIN	15%	63,823.00			63,823.00	9,573.00	54,250.00
148	HOT CASE, OVEN, HEATER	ADMIN	15%	91,273.00			91,273.00	13,691.00	77,582.00
149	HUB, SWITCHES	ADMIN	15%	53,643.00			53,643.00	8,046.00	45,597.00
150	ICE CUBE MACHINE	ADMIN	15%	45,925.00			45,925.00	6,889.00	39,036.00
151	INDUCTION COOKER HOTCASE	ADMIN	15%	93,467.00			93,467.00	14,020.00	79,447.00
152	LAB EQUIPMENT (ELECTRICAL ENGG.)	TEACHING	15%	7,77,097.00			7,77,097.00	1,16,565.00	6,60,532.00
153	LAB EQUIPMENT (PS)	TEACHING	15%	70,368.00			70,368.00	10,555.00	59,813.00
154	LAB EQUIPMENT (MAIN CAMPUS)	TEACHING	15%	3,13,500.00			3,13,500.00	47,025.00	2,66,475.00
155	LAB EQUIPMENT (ECE)	TEACHING	15%		75,048.00		75,048.00	5,629.00	69,419.00
156	LAB EQUIPMENT (ME)	TEACHING	15%		88,500.00	17,150.00	1,05,650.00	14,561.00	91,089.00
157	LAB EQUIPMENT (MECH. ENGG.)	TEACHING	15%		9,790.00		9,790.00	1,469.00	8,321.00
158	LAB EQUIPMENTS CONSTITUENT CAMPUS AMRITSAR	CONSTITUENT CAMPUS	15%	1,52,549.00			1,52,549.00	22,882.00	1,29,667.00
159	LAB EQUIPMENTS CONSTITUENT CAMPUS BATALA	CONSTITUENT CAMPUS	15%	39,924.00			39,924.00	5,989.00	33,935.00
160	LAB EQUIPMENTS CONSTITUENT CAMPUS DINANAGAR	CONSTITUENT CAMPUS	15%	18,494.00		18,494.00			
161	LAB EQUIPMENTS CONSTITUENT CAMPUS HOSHIARPUR	CONSTITUENT CAMPUS	15%	13,23,224.00			13,23,224.00	1,96,484.00	11,24,740.00
162	LAB EQUIPMENTS CONSTITUENT CAMPUS KHUNIMAJRA	CONSTITUENT CAMPUS	15%	29,991.00			29,991.00	4,499.00	25,492.00
163	LAB EQUIPMENTS CONSTITUENT CAMPUS KPT	CONSTITUENT CAMPUS	15%	11,18,731.46			11,18,731.46	1,67,810.00	9,50,921.46
164	LABORATORY EXP CONSTITUENT CAMPUS KPT	CONSTITUENT CAMPUS	15%	4,87,940.00			4,87,940.00	73,191.00	4,14,749.00
165	LAB EQUIPMENTS (PHYSICS LAB) MOHALI CAMP - I	CONSTITUENT CAMPUS	15%		39,825.00		39,825.00	5,974.00	33,851.00
166	LAN KIT	ADMIN	15%	27,648.00			27,648.00	4,147.00	23,501.00
167	LAN KIT	ADMIN	0%	1626,37,280.00			1626,37,280.00		1626,37,280.00
168	LAPTOP & DESKTOP (BATALA)	CONSTITUENT CAMPUS	40%	25,574.00			25,574.00	10,230.00	15,344.00
169	LAPTOP & DESKTOP (CE)	TEACHING	40%	39,744.00			39,744.00	15,898.00	23,846.00
170	LAPTOP & DESKTOP (CS)	TEACHING	40%	12,960.00	75,000.00		87,960.00	20,184.00	67,776.00
171	LAPTOP & DESKTOP (CSE)	TEACHING	40%	29,160.00	75,000.00		1,04,160.00	26,664.00	77,496.00
172	LAPTOP & DESKTOP (DINANAGAR)	CONSTITUENT CAMPUS	40%	38,880.00		38,880.00			
173	LAPTOP & DESKTOP (EE)	TEACHING	40%	28,210.00			28,210.00	11,284.00	16,926.00
174	LAPTOP & DESKTOP (FE)	TEACHING	40%	25,920.00			25,920.00	10,368.00	15,552.00
175	LAPTOP & DESKTOP (HOSP)	CONSTITUENT CAMPUS	40%	76,176.00			76,176.00	30,470.00	45,706.00
176	LAPTOP & DESKTOP (HOSP)	ADMIN	40%	44,16,631.00	1,79,668.00	75,000.00	46,71,299.00	18,53,520.00	28,17,779.00
177	LAPTOP & DESKTOP (HOSTEL)	ADMIN	40%	13,251.00			13,251.00	5,300.00	7,951.00
178	LAPTOP & DESKTOP (JMC)	TEACHING	40%	55,080.00		75,000.00	1,30,080.00	37,032.00	93,048.00

Handwritten signature and stamp of the Finance Officer.

Finance Officer  
Gur Jal Punjab Technical University  
Dinanagar

Handwritten signature and initials.

2021-22

179	LAPTOP & DESKTOP (MOHALI CAMPUS)	CONSTITUENT CAMPUS	40%	37,682.00						
180	LAPTOP & DESKTOP (CONSTITUENT CAMPUS BHIKHIWIND)	CONSTITUENT CAMPUS	40%	35,640.00						
181	LAPTOP & DESKTOP (MS)	TEACHING	40%	1,59,737.00			35,640.00			
182	LAPTOP & DESKTOP (PG)	TEACHING	40%	25,920.00				1,59,737.00	63,895.00	95,842.00
183	LAPTOP & DESKTOP AMRITSAR CAMPUS	CONSTITUENT CAMPUS	40%		35,640.00	1,50,000.00		1,75,920.00	40,368.00	1,35,552.00
184	LAPTOP (F&A)	ADMIN	40%			75,000.00		35,640.00	14,256.00	21,384.00
185	LAPTOP (S&P)	ADMIN	40%			75,000.00		75,000.00	15,000.00	60,000.00
186	LAPTOP (V.C. OFFICE)	ADMIN	40%			75,000.00		75,000.00	15,000.00	60,000.00
187	LFD (F&A)	ADMIN	40%		93,500.00	81,500.00		1,75,000.00	53,700.00	1,21,300.00
188	LAPTOP (COLLEGE DEVELOPMENT)	ADMIN	40%		4,800.00	36,988.00		41,788.00	9,318.00	32,470.00
189	LAPTOP (CONDUCT)	ADMIN	40%			75,000.00		75,000.00	15,000.00	60,000.00
190	LAPTOP (HRM)	ADMIN	40%			75,000.00		75,000.00	15,000.00	60,000.00
191	LAPTOP (HSP CAMPUS)	ADMIN	40%			75,000.00		75,000.00	15,000.00	60,000.00
192	LAPTOP (LEGAL)	ADMIN	40%		75,000.00	1,50,000.00		2,25,000.00	60,000.00	1,65,000.00
193	LAPTOP (P&EP)	ADMIN	40%			75,000.00		75,000.00	15,000.00	60,000.00
194	LAPTOP (REGISTRAR OFFICE)	ADMIN	40%			75,000.00		75,000.00	15,000.00	60,000.00
195	LAPTOP (FOOD SCIENCE & TECH)	ADMIN	40%			93,500.00		93,500.00	37,400.00	56,100.00
196	LAPTOP (APPLIED SCIENCE)	ADMIN	40%		74,990.00			74,990.00	29,996.00	44,994.00
197	LAPTOP (IRC UHVE)	ADMIN	40%		74,717.00			74,717.00	29,887.00	44,830.00
198	I PAD	ADMIN	40%			75,000.00		75,000.00	30,000.00	45,000.00
199	LAYER ACCESS SWITCH	ADMIN	40%		69,000.00			69,000.00	27,600.00	41,400.00
200	LECTURE STAND	ADMIN	15%	29,091.00				29,091.00	4,364.00	24,727.00
201	LAB EQUIPMENT	ADMIN	10%	1,94,235.00				1,94,235.00	19,424.00	1,74,811.00
202	LED TV	ADMIN	15%	1208,10,659.42	18,494.00			1208,29,153.42	181,24,373.00	1027,04,780.42
203	LIBRARY BOOKS & VIDEO CASSETTES	ADMIN	15%	11,99,131.00				11,99,131.00	1,79,870.00	10,19,261.00
204	LIFT	ADMIN	15%	9,840.75				9,840.75	3,936.00	5,904.75
205	MAGZINE DISPLAY	ADMIN	15%	10,08,235.00				10,08,235.00	1,51,235.00	8,57,000.00
206	MIXER GRINDER	ADMIN	15%	4,664.00				4,664.00	466.00	4,198.00
207	MOBILE TELEPHONE	ADMIN	15%	38,015.00				38,015.00	5,702.00	32,313.00
208	MACHINERY( MAIN CAMPUS)	ADMIN	15%	96,201.00				96,201.00	14,430.00	81,771.00
209	MACHINERY (SULTANPUR LODHI)	ADMIN	15%	19,69,514.00				19,69,514.00	2,95,427.00	16,74,087.00
210	MODULAR WORK STATION	ADMIN	15%	6,20,056.00				6,20,056.00	93,008.00	5,27,048.00
211	OFFICE EQUIPMENT	ADMIN	15%	10,09,907.00				10,09,907.00	1,00,991.00	9,08,916.00
212	OFFICE EQUIPMENT (REGISTRAR)	ADMIN	15%	4,99,629.00	17,86,294.00			22,85,923.00	3,42,888.00	19,43,035.00
213	OFFICE EQUIPMENT	DRIC	15%		4,500.00			4,500.00	675.00	3,825.00
214	OFFICE EQUIPMENT	STUDENT AFFAIRS	15%	1,15,178.00				1,15,178.00	17,277.00	97,901.00
215	OFFICE EQUIPMENT	EXAM	15%	3,97,641.00	11,335.00			4,08,976.00	61,346.00	3,47,630.00
216	OFFICE EQUIPMENT (CSE DEPT)	TEACHING	15%	63,547.00	8,129.00			71,676.00	10,751.00	60,925.00
217	OFFICE EQUIPMENTS (ACADEMIC)	ACADEMIC	15%	7,79,421.00				7,79,421.00	1,16,913.00	6,62,508.00
218	OFFICE EQUIPMENT (COLLEGE DEVELOPMENT)	ACADEMIC	15%		8,195.00			8,195.00	1,229.00	6,966.00
219	OFFICE EQUIPMENT	ACADEMIC	15%		36,900.00			36,900.00	5,535.00	31,365.00
220	OFFICE EQUIPMENT(BOYS HOSTEL)	ADMIN	15%	2,61,343.00				2,61,343.00	39,201.00	2,22,142.00
221	OFFICE EQUIPMENT (ECE DEPT)	TEACHING	15%	2,66,953.00				2,66,953.00	40,043.00	2,26,910.00
222	OFFICE EQUIPMENT (CE DEPT)	TEACHING	15%	1,00,053.00	12,526.00			1,12,579.00	16,887.00	95,692.00
223	OFFICE EQUIPMENT (ELECTRICAL ENGG.)	TEACHING	15%	6,545.00				6,545.00	982.00	5,563.00
224	OFFICE EQUIPMENT(GIRLS HOSTEL)	ADMIN	15%	1,07,081.00				1,07,081.00	16,062.00	91,019.00
225	OFFICE EQUIPMENT(FOOD SCIENCE)	ADMIN	15%	1,05,502.00				1,05,502.00	15,825.00	89,677.00
226	OFFICE EQUIPMENTS (CONSTRUCTION CELL)	ADMIN	15%	48,413.00				48,413.00	7,262.00	41,151.00
227	OFFICE EQUIPMENTS (F&A)	ADMIN	15%		4,310.00	14,562.00		18,872.00	1,739.00	17,133.00
228	OFFICE EQUIPMENT (COVID 19 MGMT BRANCH/HK)	ADMIN	15%		7,350.00	2,390.00		9,740.00	1,282.00	8,458.00
229	OFFICE EQUIPMENT (S&P)	ADMIN	15%			21,000.00		21,000.00	1,575.00	19,425.00
230	OFFICE EQUIPMENT (ESTATE)	ADMIN	15%		5,930.00			5,930.00	890.00	5,040.00
231	OFFICE EQUIPMENT (HORTICULTURE)	ADMIN	15%		46,637.00			46,637.00	6,996.00	39,641.00
232	OFFICE EQUIPMENT (ITS)	ADMIN	15%		25,000.00			25,000.00	3,750.00	21,250.00
233	NETWORKING EXP (PHY SCI)	TEACHING	40%		1,48,836.00			1,48,836.00	22,325.00	1,26,511.00
234	NETWORKING EXP (DIRECTOR MAIN CAMPUS)	TEACHING	40%			5,58,716.00		5,58,716.00	1,11,743.00	4,46,973.00
235	OFFICE EQUIPMENT (FOOD ENGG)	TEACHING	15%		1,81,491.00			1,81,491.00	72,596.00	1,08,895.00
236	OFFICE EQUIPMENT (S&P MAIN CAMPUS)	TEACHING	15%			36,576.00		36,576.00	2,743.00	33,833.00
237	OFFICE EQUIPMENT (MANAGEMENT STUDIES)	TEACHING	15%			2,650.00		2,650.00	199.00	2,451.00
238	OFFICE EQUIPMENT (MATH SCI)	TEACHING	15%		4,950.00	18,660.00		23,610.00	2,142.00	21,468.00
239	OFFICE EQUIPMENT (PRINTERS MAIN CAMPUS)	TEACHING	15%		6,580.00			6,580.00	987.00	5,593.00
240	OFFICE EQUIPMENT (IMC)	TEACHING	15%			20,900.00		20,900.00	1,568.00	19,332.00
					8,844.00	4,995.00		13,839.00	1,701.00	12,138.00



Financial Officer  
Gujral Punjab Technical University  
Amritsar

A/M P

2021-22



241	OFFICE EQUIPMENT (MAIN CAMPUS)	TEACHING	15%	1,78,281.00						
242	OFFICE EQUIPMENT (MECHANICAL ENGS.)	TEACHING	15%	4,79,969.00						
243	OFFICE EQUIPMENT (BC LABS)	TEACHING	15%		7,395.00			4,79,969.00	71,995.00	4,07,974.00
244	OFFICE EQUIPMENT (P&D)	DRIC	15%	42,314.00	4,900.00	1,548.00		7,395.00	1,109.00	6,286.00
245	OFFICE EQUIPMENT (PHYSICAL SCIENCES)	TEACHING	15%	27,009.00	6,690.00	3,72,800.00		48,762.00	7,198.00	41,564.00
246	OFFICE EQUIPMENT EXP ( DIRECTOR'S OFFICE)	TEACHING	15%	14,832.00				4,06,499.00	33,015.00	3,73,484.00
247	OFFICE EQUIPMENT CAMP MOHALI	CONSTITUENT CAMPUS	15%	4,71,148.00	24,544.00			14,832.00	2,225.00	12,607.00
248	OFFICE EQUIPMENT DINANAGAR	CONSTITUENT CAMPUS	15%	17,81,444.00				4,95,692.00	74,354.00	4,21,338.00
249	OFFICE EQUIPMENT HOSHIARPUR	CONSTITUENT CAMPUS	15%	18,97,977.00	18,200.00					
250	OFFICE EQUIPMENT KHUNIMAJRA	CONSTITUENT CAMPUS	15%	10,85,080.00				19,16,177.00	2,87,427.00	16,28,750.00
251	OFFICE EQUIPMENT CONSTITUENT CAMPUS BATALA	CONSTITUENT CAMPUS	15%	23,22,509.00		98,968.00		11,84,048.00	1,70,185.00	10,13,863.00
252	OFFICE EQUIPMENT CONSTITUENT CAMPUS BHIKHIWIND	CONSTITUENT CAMPUS	15%	15,15,387.00				23,22,509.00	3,48,376.00	19,74,133.00
253	OFFICE EQUIPMENT CONSTITUENT CAMPUS KPT	CONSTITUENT CAMPUS	15%	55,65,791.76			15,15,387.00			
254	OFFICE EQUIPMENT CONSTITUENT CAMPUS SULTANPUR	CONSTITUENT CAMPUS	15%	56,615.00	3,050.00			55,65,791.76	8,34,869.00	47,30,922.76
255	OFFICE EQUIPMENTS	ACADEMIC	15%					59,665.00	8,950.00	50,715.00
256	OFFICE EQUIPMENTS (CIIT)	CONSTITUENT CAMPUS	15%			17,997.00				
257	OFFICE EQUIPMENTS & ELECTRICAL EQUIPMENTS	ADMIN	15%	20,67,956.00				17,997.00	1,350.00	16,647.00
258	OFFICE EQUIPMENTS AMRITSAR	CONSTITUENT CAMPUS	15%	22,14,566.00	15,55,849.00			20,67,956.00	3,10,193.00	17,57,763.00
259	PANEL DISPLAY WITH STAND	ADMIN	15%	4,10,029.00				37,70,415.00	5,65,562.00	32,04,853.00
260	PHOTOSTATE	ADMIN	15%	1,80,560.00				4,10,029.00	61,504.00	3,48,525.00
261	PRESENTER	ADMIN	40%	247.00				1,80,560.00	27,084.00	1,53,476.00
262	PRINTER	STUDENT AFFAIRS	40%	1,654.00				247.00	99.00	148.00
263	PRINTER, SCANNER	ADMIN	40%	11,14,766.00				1,654.00	662.00	992.00
264	PRINTER (ITS)	ADMIN	40%					11,14,766.00	4,45,906.00	6,68,860.00
265	PRINTER (REGISTRAR)	ADMIN	40%			41,816.00		41,816.00	8,363.00	33,453.00
266	PRINTERS	EXAM	40%	19,411.00	30,444.00	29,626.00		60,070.00	18,103.00	41,967.00
267	PRINTER, FAX & SCANNER, PHOTOSTAT MACHINE	ACADEMIC	40%					19,411.00	7,764.00	11,647.00
268	PRINTERS (P&D)	DRIC	40%	12,036.00						
269	PROJECTORS (CSE)	TEACHING	40%					12,036.00	4,814.00	7,222.00
270	PROJECTOR	ADMIN	40%	33,342.00		1,29,300.00		1,29,300.00	25,860.00	1,03,440.00
271	PTU CAMPUS-KAPURTHALA ROAD	CIVIL	0%					33,342.00	13,337.00	20,005.00
272	PUFFER BHATHI	ADMIN	10%	9,584.00				9,584.00	958.00	8,626.00
273	RACKS	ADMIN	10%	5,79,559.00				5,79,559.00	57,956.00	5,21,603.00
274	REFRIGERATION CONSTITUENT CAMPUS KPT	CONSTITUENT CAMPUS	15%	1,856.39				1,856.39	278.00	1,578.39
275	REFRIGERATOR	ADMIN	15%	3,07,617.00				3,07,617.00	46,143.00	2,61,474.00
276	REFRIGERATOR	STUDENT AFFAIRS	15%			13,900.00		13,900.00	1,043.00	12,857.00
277	ROOM HEATER	STUDENT AFFAIRS	15%	2,839.00				2,839.00	426.00	2,413.00
278	RESERVE HDUI(screen)	ADMIN	15%	13,964.00				13,964.00	2,095.00	11,869.00
279	SCANNER	ADMIN	40%	84,605.00				84,605.00	33,842.00	50,763.00
280	SCANNER (F&A)	ADMIN	40%			53,624.00		53,624.00	10,725.00	42,899.00
281	SOFA	ADMIN	10%	8,43,004.00				8,43,004.00	84,300.00	7,58,704.00
282	SALAMANDER	ADMIN	10%	7,267.00				7,267.00	727.00	6,540.00
283	SOFTWARE DEVELOPMENT	ADMIN	40%	7,81,244.00				7,81,244.00	3,12,498.00	4,68,746.00
284	SOFTWARE DEVELOPMENT(MECH ENGG)	ADMIN	40%	9,00,576.00				9,00,576.00	3,60,230.00	5,40,346.00
285	SOFTWARE DEVELOPMENT(CSE)	ADMIN	40%	24,28,756.00				24,28,756.00	9,71,502.00	14,57,254.00
286	SOFTWARE DEVELOPMENT	DRIC	40%	4,17,005.00				4,17,005.00	1,66,802.00	2,50,203.00
287	SOFTWARE( MAIN CAMPUS)	ADMIN	40%	410,39,758.00				410,39,758.00	164,15,903.00	246,23,855.00
288	SOFTWARE (SULTANPUR LODHI)	ADMIN	40%	199,34,112.00				199,34,112.00	79,73,645.00	119,60,467.00
289	SOFTWARE	TEACHING	40%			26,55,000.00		26,55,000.00	5,31,000.00	21,24,000.00
290	SOUND SYSTEM	ADMIN	15%	8,446.00				8,446.00	1,267.00	7,179.00
291	SPEAKER PHONE	ADMIN	15%	52,696.00				52,696.00	7,904.00	44,792.00
292	STEEL RACK	ADMIN	10%	95,472.00				95,472.00	9,547.00	85,925.00
293	STOOL	ADMIN	10%	6,55,103.00				6,55,103.00	65,510.00	5,89,593.00
294	SUBMERCIBLE PUMP	ADMIN	15%	45,228.00				45,228.00	6,784.00	38,444.00
295	SWITCH, HUB, ROUTER (P&D)	DRIC	15%	1,148.00				1,148.00	172.00	976.00
296	TABLE	ADMIN	10%	41,83,193.00				41,83,193.00	4,18,319.00	37,64,874.00
297	TANDOOR (S.S BODY)	ADMIN	10%	15,817.00				15,817.00	1,582.00	14,235.00
298	TELEPHONE SET	STUDENT AFFAIRS	15%	980.00				980.00	147.00	833.00
299	TRACTOR	ADMIN	15%	1,58,970.00				1,58,970.00	23,846.00	1,35,124.00
300	TRACTOR EQUIPMENT	ADMIN	15%	35,288.00				35,288.00	5,293.00	29,995.00
301	TROLLY	ADMIN	10%	36,252.00				36,252.00	3,625.00	32,627.00
302	TOUCH SCREEN	ADMIN	15%	1,57,505.00				1,57,505.00	23,626.00	1,33,879.00

Handwritten signature and stamp of the Finance Officer.

Finance Officer  
 I.K. Gujral Punjab Technical University  
 Jalandhar

Handwritten initials and numbers: 12, 10, 25

2021-22

303	TUBEWELL (AMRITSAR)	CONSTITUENT CAMPUS	15%	5,33,404.00						
304	TV SONY LED	ADMIN	15%	1,23,097.00				6,30,404.00	33,011.00	
305	UPS	ADMIN	40%	79,430.00				1,23,097.00	18,465.00	
306	UPS (P&D)	DRIC	40%	286.00				79,430.00	31,772.00	
307	VEHICLES	ADMIN	15%	67,56,554.33				286.00	114.00	
308	VERTICAL SIGNAGE DISPLAY	ADMIN	15%	1,14,877.00				67,56,554.33	10,13,483.00	
309	VERTICAL SIGNAGE NOTICE BOARD	ADMIN	10%	3,83,697.00				1,14,877.00	17,232.00	
310	VERTICAL BLINDS (FURNITURE)	ADMIN	10%	32,057.00				3,83,697.00	38,370.00	
311	WATER COOLER	ADMIN	15%	61,461.00				32,057.00	3,206.00	
312	WIFI ROUTER	ADMIN	15%	83,172.00				61,461.00	9,219.00	
313	WALKIE TALKIE SETS	ADMIN	15%	78,225.00				83,172.00	12,476.00	
314	WEIGHING SCALE	ADMIN	10%	4,788.00				78,225.00	11,734.00	
315	WOODEN BOOK STAND	ADMIN	10%	63,860.00				4,788.00	479.00	
316	WORKSTATION COMPLETE SET	ADMIN	10%	1,20,982.00				63,860.00	6,386.00	
317	WIRELESS EAR HEADPHONE	ADMIN	15%	35,848.00				1,20,982.00	12,098.00	
318	WIRELESS RF MEDIA	ADMIN	40%	16,992.00				35,848.00	5,377.00	
319	PTU MOHALI CAMPUS	CIVIL	0%	1,24,000.00				16,992.00	6,797.00	
320	CCTV CAMERA (EXAM)	ADMIN	15%	47,341.00				1,24,000.00	-	
321	AUDIO SYSTEM	ADMIN	15%	9,77,499.00				47,341.00	7,101.00	
322	CLOTH STAND	ADMIN	10%	43,070.00				9,77,499.00	1,46,625.00	
323	DRILL MACHINE	ADMIN	15%	12,487.00				43,070.00	4,307.00	
324	PHOTOCOPY MACHINE	ADMIN	15%	80,325.00				12,487.00	1,873.00	
325	SOFTWARE CHARGES	ADMIN	40%	27,447.00	14,603.00			80,325.00	12,049.00	
326	LED DESKTOP COMPUTER SCREEN	ADMIN	40%	20,260.00				27,447.00	16,820.00	
327	SPEAKER	ADMIN	15%	12,487.00				20,260.00	8,104.00	
328	KITCHEN BAKERY GLASSWARE ITEMS	ADMIN	10%	56,944.00				12,487.00	1,873.00	
329	PAPER SHREDDER	ADMIN	15%	3,820.00				56,944.00	5,694.00	
330	SEESAW	ADMIN	10%	17,099.00				3,820.00	573.00	
331	VACCUM CLEANER	ADMIN	15%	11,387.00				17,099.00	1,710.00	
332	WACOM (TABLET)	ADMIN	40%	59,542.00				11,387.00	1,708.00	
333	COMPUTER PERIPHAREL EXP ( CHEMICAL SCI.)	TEACHING	40%	2,76,750.00	4,307.00	10,486.00		59,542.00	23,817.00	
334	COMPUTER PERIPHAREL EXP (EE)	TEACHING	40%	11,219.00				11,219.00	4,488.00	
335	COMPUTER PERIPHAREL EXP (ME)	TEACHING	40%			3,682.00		3,682.00	736.00	
336	COMPUTER PERIPHAREL EXP (CSE)	TEACHING	40%			28,08,400.00		1,64,288.00	29,72,688.00	
337	COMPUTER PERIPHAREL EXP (PHY SCI)	TEACHING	40%					4,995.00	11,56,218.00	
338	COMPUTER PERIPHAREL EXP (MANAGEMENT STDY)	TEACHING	40%					4,995.00	999.00	
339	COMPUTER PERIPHERALS (R&D)	DRIC	40%		4,950.00			4,950.00	1,980.00	
340	PRINTER / SCANNER R&D	DRIC	40%	7,930.00	10,400.00	3,833.00		14,233.00	4,927.00	
341	WEBCAM	ADMIN	15%	4,420.00				31,944.00	7,975.00	
342	LAB EQUIPMENT (CHEMICAL SCI)	TEACHING	15%	22,55,213.00				4,420.00	663.00	
343	LABORATORY EQUIPMENT	TEACHING	15%		9,995.00			22,55,213.00	3,38,282.00	
344	LAB EQUIPMENT ( EE )	TEACHING	15%	8,15,574.00			9,995.00			
345	LAB EQUIPMENT ( FOOD TECH )	TEACHING	15%	1,20,015.00	10,694.00	72,000.00		8,15,574.00	1,22,336.00	
<b>TOTAL</b>				<b>27436,16,587.72</b>	<b>3335,52,112.00</b>	<b>1853,88,717.00</b>	<b>104,07,736.00</b>	<b>32521,49,680.72</b>	<b>1657,53,810.00</b>	<b>30863,95,870.72</b>

2021-22



Finance Officer  
Punjab Technical U.

*[Handwritten signatures and initials]*




518940829  
 5189.41  
 - 4.32 - Books.  
 5185.09  
 - 104.08 - Discarded.  
5081.01

**I.K.G PUNJAB TECHNICAL UNIVERSITY**  
**SCHEDULE OF FIXED ASSETS FOR THE YEAR ENDED 31ST MARCH 2022**

Sr. No.	NAME OF ASSET	RATE	OP. BAL.	ADDITIONS		DISCARDED/ ADJUSTED	BALANCE	DEPRECIATION	CLOSING W.D.V.
				<180 DAYS	>180 DAYS				
1	CAR	15%	50440.00	0.00	0.00	0.00	50440.00	7566.00	42874.00
2	COMPUTERS	40%	2355.00	0.00	0.00	0.00	2355.00	942.00	1413.00
3	FURNITURE & FIXTURES	10%	957210.00	0.00	0.00	0.00	957210.00	95721.00	861489.00
4	OFFICE EQUIPMENTS & ELECTRIC EQUIPMENTS	15%	552434.00	0.00	0.00	0.00	552434.00	82865.00	469569.00
5	COMPUTER PERIPHERAL EXP	40%	4850.00	0.00	0.00	0.00	4850.00	1940.00	2910.00
<b>TOTAL</b>			<b>1567289.00</b>	<b>0.00</b>	<b>0.00</b>	<b>0.00</b>	<b>1567289.00</b>	<b>189034.00</b>	<b>1378255.00</b>



**Finance Officer**  
**I.K. Gujral Punjab Technical University**  
 Jalandhar

2021-22

**I.K.G PUNJAB TECHNICAL UNIVERSITY**

15 <b>Academic Expenses</b>	<b>CURRENT YEAR (2021-22)</b>	<b>PREVIOUS YEAR (2020-21)</b>
a) Laboratory Expense	-	21,387.00
b) Affiliation Fee	-	50,000.00
c) Seminar/Workshop	-	7,880.00
d) Scholarship	2,27,71,725.00	2,73,32,850.00
e) Examination	14,662.00	7,590.00
e) Evaluation/Revaluation/Confidential work	3,79,45,347.18	8,31,41,472.10
f) Student Welfare Expense	-	-
g) Admission Expenses	3,714.00	-
h) Convocation Expense	90,910.00	-
i) Publication	-	-
j) Stipend/ means-cum-merit scholership	-	-
k) Subscription Expense/membership subscription	19,470.00	26,361.00
j) Others	-	-
Foreign Languages Course (Mohali)	92,500.00	11,603.00
Inspection Expenses/academic audit	5,89,578.00	10,74,760.00
Conducting External Prog. Exp. etc (P&D)	-	-
Research E Journal, Subscription, Membership	1,15,24,877.45	10,14,558.33
Faculty Training & Development Expenses/training placement	-	21,10,991.00
Enterprenurship Development and Incubation Centre	-	-
Grant in Aid- Research Activities/TQUIP/Organising conference Etc.	-	-
Honorarium/ TA/DA to Guest Faculty	1,59,82,750.00	1,54,52,625.00
Nodel Centre Expenses	-	-
Refund of Security	-	57,150.00
Develop & Innovation Fund Exp IIT Ropar	-	-
Table Marking Expense	-	-
Destination of Punjab	-	-
Workshop Expenses	-	1,22,742.00
Share of Establishment Fees to RC	-	-
Cultural Affairs Expenses	7,59,952.00	8,63,725.00
Counselling Expense	31,91,853.00	32,12,621.00
Director Camps	4,79,327.98	11,40,137.52
NSS	1,90,873.00	-
Educational Visit	-	-
Hostel Expenses	9,15,566.00	85,233.00
Meeting Expenses	80,54,212.42	85,60,780.27
Sports Affair	8,56,302.00	23,67,742.00
Student Facilitation Centre Expense	-	-
Couse Material/Digital Content/LMS	-	-
Conferences & Training expenses/Alumini Association	-	-
Restructuring of DEP	-	-
International/National conference	-	1,56,581.00
Software & IT charges/Networking	49,27,770.00	3,30,400.00
Lease Line Rent	-	1,17,968.00
Advertisement Expenses	-	-
Printing & Stationery	-	250.00
Other Administrative Expenses	40,000.00	19,180.00
Membership fee/ Academic visit	15,381.00	76,700.00
library expense	-	17,495.00
Expenditure - Regional Centres	34,64,292.67	74,36,899.00
Accomodation exp.	1,13,895.00	-
<b>Total</b>	<b>11,20,44,958.70</b>	<b>15,48,17,681.22</b>

*Shambhu*



1147.69 - (1)  
 2.48 - (2)  
 114.59 - (3)  
1264.76

*A. S.*

*[Signature]*

Finance Officer  
 I.K. Gujral Punjab Technical University  
 Jalandhar


<b>TEACHING EXPENSES</b>		
Architecture Expense	-	-
Chemical Sciences Expenses	5,34,083.00	9,14,979.00
Civil Engg Expenses	1,61,013.00	1,47,828.00
Computer Sciences & Engg Expenses	1,34,170.00	2,65,721.00
Electrical Engg. Expenses	2,81,370.00	94,814.00
Electronic & communication Engg.	1,32,177.00	2,09,230.00
Food Engg. Expenses	6,29,445.00	5,59,529.00
Management Studies	1,71,314.00	2,00,934.00
Mathematical Sciences	70,955.00	87,179.00
Mechanical Engg Expenses	1,23,339.00	5,12,283.00
Media & Mass Communication Expenses	1,16,476.00	1,63,463.00
Physical Sciences Exp	1,86,750.00	2,79,325.00
Teacher Training & education	-	-
CIIT Expense	-	7,849.00
Department of HLCS	-	-
Hotel management expense	18,797.00	34,230.00
Human Value & Ethics Exp	58,173.00	29,491.00
Language & Cultural Studies Exp	71,183.00	25,763.00
IRC-UHVE	34,962.00	
<b>Total</b>	<b>27,24,207.00</b>	<b>35,32,618.00</b>
<b>GRAND TOTAL</b>	<b>11,47,69,165.70</b>	<b>15,83,50,299.22</b>

*Sharma*



*Dr.*

*2*



Finance Officer  
I.K. Gujral Punjab Technical University  
Jalandhar

**I.K.G PUNJAB TECHNICAL UNIVERSITY**

16 <b>Office &amp; Administrative Expenses</b>	<b>CURRENT YEAR (2021-22)</b>	<b>PREVIOUS YEAR (2020-21)</b>
a) Electricity & Water Charges	2,53,60,662.19	2,64,96,809.00
b) Insurance	-	-
c) Rent, Rates and Taxes	-	-
d) Postage & telephone	43,89,109.00	45,44,676.00
e) Printing & stationary	68,50,128.32	77,50,283.00
f) Travelling & conveyence Expenses	-	-
g) Hospitality	-	-
h) Auditors Remuneration	-	-
i) Professional Charges	-	-
j) Advertisement & Publicity	58,48,239.00	58,81,150.00
k) Newspaper/Magazines & Journals	67,566.00	14,357.00
l) Legal Expenses	7,31,120.00	53,29,640.00
m) Function Expenses	-	7,44,621.00
n) Audit Fee & Consultancy exp.	19,67,220.00	13,17,161.00
o) Telephone expense	1,05,947.00	-
p) Other Expense	1,56,341.52	-
Misc. Honorarium	29,720.00	-
NBA & NAAC EXP	-	-
<b>Office Expenses</b>	18,57,037.00	35,67,124.00
Registration fee	-	-
TA/DA	3,02,348.00	2,49,876.00
Horticulture	2,48,349.00	1,41,452.00
Depreciation	16,59,42,844.00	19,66,11,940.00
Other Administrative Expenses	2,52,864.00	22,591.31
Training & placement expense	26,27,317.00	-
<b>Total</b>	<b>21,67,36,812.03</b>	<b>25,26,71,680.31</b>



17 <b>Transportation Expenses</b>	<b>CURRENT YEAR</b>	<b>PREVIOUS YEAR</b>
1. Vehicles (owned by educational instituion)		
a) Running expenses	21,12,334.00	10,82,986.00
b) Repairs & Maintenance	3,63,912.00	4,11,020.00
c) Insurance Expenses	4,58,607.00	2,44,458.00
2. Vehicles taken on rent /lease		
a) Rent /lease expenses	54,87,976.00	72,01,698.00
<b>Total</b>	<b>84,22,829.00</b>	<b>89,40,162.00</b>

18 <b>Repairs &amp; Maintenance</b>	<b>CURRENT YEAR</b>	<b>PREVIOUS YEAR</b>
Repairs & Maintenance/AMC Expenses	1,14,59,218.00	1,15,04,713.50
<b>Total</b>	<b>1,14,59,218.00</b>	<b>1,15,04,713.50</b>

19 <b>Finance Costs</b>	<b>CURRENT YEAR</b>	<b>PREVIOUS YEAR</b>
a) Interest on fixed loans	-	-
b) Interest on other loans	-	-
c) Bank charges	1,40,987.33	2,92,907.65
<b>Total</b>	<b>1,40,987.33</b>	<b>2,92,907.65</b>

20 <b>Other Expenses</b>	<b>CURRENT YEAR</b>	<b>PREVIOUS YEAR</b>
a) Provision for bad and doubtful debts	-	-
b) Irrevocable balances written off	-	-
c) Others	13,64,093.65	5,42,629.07
<b>Total</b>	<b>13,64,093.65</b>	<b>5,42,629.07</b>



  
  
 Finance Officer  
 I.K. Gujral Punjab Technical University  
 Jalandhar