


6.5.2

Participation in NIRF





National Institutional Ranking Framework
Ministry of Education
Government of India

Gallery | Contact



HOME

ABOUT NIRF

PARAMETERS

DOCUMENTS

RANKING

NOTIFICATION/ADVT

FAQS





CONTACT

Home Ranking List of Participating Institutions

Engineering

Show 100 entries

Search: punjab

Institute ID	Name	City	State	Score	Rank										
IR-E-I-1480	Thapar Institute of Engineering and Technology (Deemed-to-be-university) More Details  	Patiala	Punjab	54.73	23										
IR-E-U-0378	Indian Institute of Technology Ropar More Details  	Rupnagar	Punjab	52.37	29										
IR-E-U-0382	Punjab Technical University Close  	Kapurthala	Punjab	35.99	96										
	<table><tr><td>TLR (100)</td><td>RPC (100)</td><td>GO (100)</td><td>OI (100)</td><td>PERCEPTION (100)</td></tr><tr><td>76.47</td><td>24.94</td><td>5.46</td><td>42.83</td><td>2.02</td></tr></table>					TLR (100)	RPC (100)	GO (100)	OI (100)	PERCEPTION (100)	76.47	24.94	5.46	42.83	2.02
	TLR (100)					RPC (100)	GO (100)	OI (100)	PERCEPTION (100)						
76.47	24.94	5.46	42.83	2.02											
IR-E-U-0374	Dr. B. R. Ambedkar National Institute of Technology More Details  	Jalandhar	Punjab	35.01	113										
IR-E-U-0747	Chandigarh University More Details  	Mohali	Punjab	34.48	117										
IR-E-U-0379	Lovely Professional University More Details  	Phagwara	Punjab	34.09	125										
IR-E-U-0384	Sant Longowal Institute of Engineering & Technology More Details  	Longowal	Punjab	33.63	133										

Showing 1 to 7 of 7 entries (filtered from 200 total entries)

Previous 1 Next

Home | About NIRF | Parameters | Documents | Ranking | Notification/Advt | Public Perception | Contact

Copyright © 2017, National Institutional Ranking Framework (NIRF), MoE. All rights reserved.

Dr. B. R. Ambedkar
L.K. Gill Punjab Technical University
Kapurthala

National Institutional Ranking Framework
Ministry of Human Resource Development
Government of India

605
596

Submitted Institute Data for NIRF'2019'

Institute Name: Punjab Technical University [IR-E-U-0382]

Sanctioned (Approved) Intake

Academic Year	2017-18	2016-17	2015-16	2014-15	2013-14	2012-13
UG [4 Years Program(s)]	225	225	0	0	-	-
PG [2 Year Program(s)]	125	125	-	-	-	-

Total Actual Student Strength (Program(s) Offered by Your Institution)

(All programs of all years)	No. of Male Students	No. of Female Students	Total Students	Within State (Including male & female)	Outside State (Including male & female)	Outside Country (Including male & female)	Economically Backward (Including male & female)	Socially Challenged (SC+ST+OBC Including male & female)	No. of students receiving full tuition fee reimbursement from the State and Central Government	No. of students receiving full tuition fee reimbursement from Institution Funds	No. of students receiving full tuition fee reimbursement from the Private Bodies	No. of students who are not receiving full tuition fee reimbursement
UG [4 Years Program(s)]	212	32	244	159	85	0	11	80	22	0	0	69
PG [2 Year Program(s)]	30	41	71	39	32	0	1	18	12	0	0	7

Placement & Higher Studies

UG [4 Years Program(s)]: Placement & higher studies for previous 3 years

Academic Year	No. of first year students intake in the year	No. of first year students admitted in the year	Academic Year	No. of students admitted through Lateral entry	Academic Year	No. of students graduating in minimum stipulated time	No. of students placed	Median salary of placed graduates(Amount in Rs.)	No. of students selected for Higher Studies
2012-13	0	0	2013-14	0	2015-16	0	0	0(Zero)	0
2013-14	0	0	2014-15	0	2016-17	0	0	0(Zero)	0
2014-15	0	0	2015-16	0	2017-18	0	0	0(Zero)	0

PG [2 Years Program(s)]: Placement & higher studies for previous 3 years

Academic Year	No. of first year students intake in the year	No. of first year students admitted in the year	Academic Year	No. of students graduating in minimum stipulated time	No. of students placed	Median salary of placed graduates(Amount in Rs.)	No. of students selected for Higher Studies
2014-15	75	31	2015-16	19	4	50000(Fifty Thousands)	0
2015-16	100	13	2016-17	5	0	0(Zero)	1
2016-17	125	31	2017-18	15	4	50000(Twenty Thousands)	0

Dean (PGEP)

I.K. Gujral Punjab Technical University, Jalandhar
Kapurthala

Ph.D Student Details

Ph.D (Student pursuing doctoral program till 2017-18; Students admitted in the academic year 2018-19 should not be entered here.)			
		Total Students	
Full Time		2	
Part Time		32	
No. of Ph.D students graduated (including Integrated Ph.D)			
	2017-18	2016-17	2015-16
Full Time	0	0	0
Part Time	5	1	0

Financial Resources: Utilised Amount for the Capital expenditure for previous 3 years

Academic Year	2017-18	2016-17	2015-16
	Utilised Amount	Utilised Amount	Utilised Amount
Annual Capital Expenditure on Academic Activities and Resources (excluding expenditure on buildings)			
Library	24827108 (Two crore forty eight lakh twenty seven thousands one hundred eight)	4384966 (Forty three lakh eighty four thousands nine hundred sixty six)	1596667 (Fifteen lakh ninety six thousands six hundred sixty seven)
New Equipment for Laboratories	32569870 (Three crore twenty five lakh sixty nine thousands eight hundred seventy only)	1308270 (Thirteen lakh eight thousands two hundred seventy only)	0 (Zero)
Engineering Workshops	0 (Zero)	0 (Zero)	0 (Zero)
Other expenditure on creation of Capital Assets (excluding expenditure on Land and Building)	16753172 (One crore sixty seven lakh fifty three thousands one hundred seventy two only)	3356696 (Thirty three lakh fifty six thousands six hundred ninety six only)	0 (Zero)

Financial Resources: Utilised Amount for the Operational expenditure for previous 3 years

Academic Year	2017-18	2016-17	2015-16
	Utilised Amount	Utilised Amount	Utilised Amount
Annual Operational Expenditure			
Salaries (Teaching and Non Teaching staff)	114016398 (Eleven crore forty lakh sixteen thousands three hundred ninety eight)	87878799 (Eight crore seventy eight lakh seventy eight thousands seven hundred ninety nine)	92550242 (Nine crore twenty five lakh fifty thousands two hundred forty two)
Maintenance of Academic Infrastructure or consumables, other running expenditures etc.(excluding maintenance of hostels and allied services)	53636542 (Five crore thirty six lakh thirty six thousands five hundred forty two)	70823026 (Seven crore eight lakh twenty three thousands and twenty six only)	96782980 (Nine crore sixty seven lakh eighty two thousands nine hundred eighty only)
Seminars/Conferences/Workshops	877063200 (Eighty Seven crore Seventy Lakhs Sixty Three Thousand Two Hundred)	3604240 (Thirty Six Lakhs Four Thousand Two Hundred and Forty)	4147814 (Forty One Lakh Forty Seven Thousand Eight hundred Fourteen)

PCS Facilities: Facilities of physically challenged students

1. Do your institution buildings have Lifts/Ramps?	Yes, more than 80% of the buildings
2. Do your institution have provision for walking aids, including wheelchairs and transportation from one building to another for handicapped students?	Yes
3. Do your institution buildings have specially designed toilets for handicapped students?	Yes, more than 80% of the buildings

Dean (P&CP)
 I.K. Gujral Punjab Technical University, Jalandhar
 Kapurthala



National Institutional Ranking Framework
Ministry of Education
Government of India

Gallery | Contact



594

HOME

ABOUT NIRF

PARAMETERS

DOCUMENTS

RANKING

NOTIFICATION/ADVT

FAQS

CONTACT

Home Ranking List of Participating Institutions

India Rankings 2020: Engineering

Rank-band: 201-250 | Rank-band: 251-300

Show entries

Search:

Institute ID	Name		City	State	Score	Rank
IR-E-U-0378	Indian Institute of Technology Ropar	More Details	Rupnagar	Punjab	55.95	25
IR-E-I-1480	Thapar Institute of Engineering & Technology	More Details	Patiala	Punjab	54.45	29
IR-E-U-0374	Dr. B. R. Ambedkar National Institute of Technology	More Details	Jalandhar	Punjab	46.45	52
IR-E-U-0080	Punjab Engineering College (Deemed To Be University)	More Details	Chandigarh	Chandigarh	41.43	68
IR-E-U-0747	Chandigarh University	More Details	Mohali	Punjab	38.82	84
IR-E-U-0379	Lovely Professional University	More Details	Phagwara	Punjab	38.44	87
IR-E-U-0382	Punjab Technical University	Close	Kapurthala	Punjab	37.10	104
		TLR (100)	RPC (100)	GO (100)	OI (100)	PERCEPTION (100)
		68.53	31.00	13.06	43.60	2.69
IR-E-U-0384	Sant Longowal Institute of Engineering & Technology	More Details	Longowal	Punjab	34.27	137
IR-E-U-0373	Chitkara University	More Details	Rajpura	Punjab	31.72	181

Showing 1 to 9 of 9 entries (filtered from 200 total entries)

Previous Next

Home | About NIRF | Parameters | Documents | Notification/Advt | Contact

Copyright © 2018, National Institutional Ranking Framework (NIRF), MoE. All rights reserved.

(P&EP)

S. Gurjral Punjab Technical University

Kapurthala

National Institutional Ranking Framework
Ministry of Human Resource Development
Government of India

593

Submitted Institute Data for NIRF'2020'

Institute Name: Punjab Technical University [IR-E-U-0382]

Sanctioned (Approved) Intake

Academic Year	2018-19	2017-18	2016-17	2015-16	2014-15	2013-14
UG [4 Years Program(s)]	305	225	225	0	-	-
PG [2 Year Program(s)]	100	100	-	-	-	-

Total Actual Student Strength (Program(s) Offered by Your Institution)

(All programs of all years)	No. of Male Students	No. of Female Students	Total Students	Within State (Including male & female)	Outside State (Including male & female)	Outside Country (Including male & female)	Economically Backward (Including male & female)	Socially Challenged (SC+ST+OBC Including male & female)	No. of students receiving full tuition fee reimbursement from the State and Central Government	No. of students receiving full tuition fee reimbursement from Institution Funds	No. of students receiving full tuition fee reimbursement from the Private Bodies	No. of students who are not receiving full tuition fee reimbursement
UG [4 Years Program(s)]	357	59	416	247	169	0	31	145	48	35	0	93
PG [2 Year Program(s)]	15	18	33	17	16	0	0	13	6	1	0	6

Placement & Higher Studies

UG [4 Years Program(s)]: Placement & higher studies for previous 3 years

Academic Year	No. of first year students intake in the year	No. of first year students admitted in the year	Academic Year	No. of students admitted through Lateral entry	Academic Year	No. of students graduating in minimum stipulated time	No. of students placed	Median salary of placed graduates(Amount in Rs.)	No. of students selected for Higher Studies
2013-14	0	0	2014-15	0	2016-17	0	0	0(Zero)	0
2014-15	0	0	2015-16	0	2017-18	0	0	0(Zero)	0
2015-16	0	0	2016-17	0	2018-19	0	0	0(Zero)	0

PG [2 Years Program(s)]: Placement & higher studies for previous 3 years

Academic Year	No. of first year students intake in the year	No. of first year students admitted in the year	Academic Year	No. of students graduating in minimum stipulated time	No. of students placed	Median salary of placed graduates(Amount in Rs.)	No. of students selected for Higher Studies
2015-16	75	11	2016-17	9	4	240000(Two Lakh Forty Thousand only)	1
2016-17	75	28	2017-18	16	5	240000(Two Lakh Forty Thousand only)	1
2017-18	100	20	2018-19	5	2	280000(Two Lakh Eighty Thousand Only)	0

Dean (PGEP)
I.K. Gujral Punjab Technical University, Jalandhar
Kapurthala

Ph.D Student Details

502

Ph.D (Student pursuing doctoral program till 2018-19)			
		Total Students	
Full Time		0	
Part Time		555	
No. of Ph.D students graduated (Including Integrated Ph.D)			
	2018-19	2017-18	2016-17
Full Time	0	0	0
Part Time	74	22	20

Financial Resources: Utilised Amount for the Capital expenditure for previous 3 years

Financial Year	2018-19	2017-18	2016-17
	Utilised Amount	Utilised Amount	Utilised Amount
Annual Capital Expenditure on Academic Activities and Resources (excluding expenditure on buildings)			
Library	10819004 (One Crore Eight Lakh Nineteen Thousand Four Only)	24827108 (Two Crore Forty Eight Lakh Twenty Seven Thousand One Hundred Eight Only)	8484658 (Eighty Four Lakh Eighty Four Thousand Six Hundred Fifty Eight Only)
New Equipment for Laboratories	13412261 (One Crore Thirty Four Lakh Twelve Thousand Two Hundred Sixty One Only)	32569870 (Three Crore Twenty Five Lakh Sixty Nine Thousand Eight Hundred Seventy Only)	1308270 (Thirteen Lakh Eight Thousand Two Hundred Seventy Only)
Engineering Workshops	4982064 (Forty Nine Lakh Eighty Two Thousand Sixty Four Only)	45124 (Forty Five Thousand One Hundred Twenty Four only)	126228 (One Lakh Twenty Six Thousand Two Hundred Twenty Eight Only)
Other expenditure on creation of Capital Assets (excluding expenditure on Land and Building)	147309370 (Forteen Crore Seventy Three Lakh Nine Thousand Three Hundred Seventy Only)	16753172 (One Crore Sixty Seven Lakh Fifty Three Thousand One Hundred Seventy Two Only)	3356696 (Thirty Three Lakh Fifty Six Thousand Six Hundred Ninety Six Only)

Financial Resources: Utilised Amount for the Operational expenditure for previous 3 years

Financial Year	2018-19	2017-18	2016-17
	Utilised Amount	Utilised Amount	Utilised Amount
Annual Operational Expenditure			
Salaries (Teaching and Non Teaching staff)	440950189 (FORTY FOUR CRORE NINE LAKH FIFTY THOUSAND ONE HUNDRED AND EIGHTY NINE ONLY)	392416819 (THIRTY NINE CRORE TWENTY FOUR LAKH SIXTEEN THOUSAND EIGHT HUNDRED AND NINETEEN ONLY)	329375938 (THIRTY TWO CRORE NINETY THREE LAKH SEVENTY FIVE THOUSAND NINE HUNDRED AND THIRTY EIGHT ONLY)
Maintenance of Academic Infrastructure or consumables, other running expenditures etc.(excluding maintenance of hostels and allied services)	81422103 (EIGHT CRORE FOURTEEN LAKH TWENTY TWO THOUSAND ONE HUNDRED AND THREE ONLY)	70295747 (SEVEN CRORE TWO LAKH NINETY FIVE THOUSAND SEVEN HUNDRED AND FORTY SEVEN ONLY)	56434817 (FIVE CRORE SIXTY FOUR LAKH THIRTY FOUR THOUSAND EIGHT HUNDRED AND SEVENTEEN ONLY)
Seminars/Conferences/Workshops	787063 (SEVEN LAKH EIGHTY SEVEN THOUSAND AND SIXTY THREE ONLY)	120626 (ONE LAKH TWENTY THOUSAND SIX HUNDRED AND TWENTY SIX ONLY)	605004 (SIX LAKH FIVE THOUSAND AND FOUR ONLY)

PCS Facilities: Facilities of physically challenged students

1. Do your institution buildings have Lifts/Ramps?	Yes, more than 80% of the buildings
2. Do your institution have provision for walking aids, including wheelchairs and transportation from one building to another for handicapped students?	Yes
3. Do your institution buildings have specially designed toilets for handicapped students?	Yes, more than 80% of the buildings

Dean (P&EP)
I.K. Gujral Punjab Technical University, Jalandhar
Kapurthala



National Institutional Ranking Framework
Ministry of Education
Government of India



Gallery | Contact























Home Ranking List of Participating Institutions

India Rankings 2021: Engineering

Rank-band: 201-250 | Rank-band: 251-300

Show 100 entries

Search: punjab

Institute ID	Name		City	State	Score	Rank										
IR-E-U-0378	Indian Institute of Technology Ropar	More Details  	Rupnagar	Punjab	58.09	19										
IR-E-I-1480	Thapar Institute of Engineering and Technology	More Details  	Patiala	Punjab	56.76	23										
IR-E-U-0374	Dr. B. R. Ambedkar National Institute of Technology	More Details  	Jalandhar	Punjab	49.01	49										
IR-E-U-0747	Chandigarh University	More Details  	Mohali	Punjab	45.01	61										
IR-E-U-0379	Lovely Professional University	More Details  	Phagwara	Punjab	43.69	66										
IR-E-U-0080	Punjab Engineering College (Deemed to be University), Chandigarh	More Details  	Chandigarh	Chandigarh	42.62	70										
IR-E-U-0373	Chitkara University	More Details  	Rajpura	Punjab	37.50	113										
IR-E-U-0382	Punjab Technical University	Close  	Kapurthala	Punjab	37.15	120										
	<table><tr><td>TLR (100)</td><td>RPC (100)</td><td>GO (100)</td><td>OI (100)</td><td>PERCEPTION (100)</td></tr><tr><td>63.62</td><td>32.28</td><td>16.04</td><td>46.24</td><td>5.55</td></tr></table>					TLR (100)	RPC (100)	GO (100)	OI (100)	PERCEPTION (100)	63.62	32.28	16.04	46.24	5.55	
TLR (100)	RPC (100)	GO (100)	OI (100)	PERCEPTION (100)												
63.62	32.28	16.04	46.24	5.55												
IR-E-C-10342	Chandigarh Engineering College	More Details  	Sahibzada Ajit Singh Nagar	Punjab	35.42	147										
IR-E-U-0384	Sant Longowal Institute of Engineering & Technology	More Details  	Longowal	Punjab	34.52	161										
IR-E-U-0376	Guru Nanak Dev University	More Details  	Amritsar	Punjab	33.98	172										

Showing 1 to 11 of 11 entries (filtered from 200 total entries)

Previous 1 Next

Dean (P&EP)
I.K. Gujral Punjab Technical University, Jalandhar
Kapurthala

National Institutional Ranking Framework

Ministry of Education
Government of India

Data Submitted by Institution for India Rankings '2021'

Institute Name: Punjab Technical University [IR-E-U-0382]

598
589

Sanctioned (Approved) Intake

Academic Year	2019-20	2018-19	2017-18	2016-17	2015-16	2014-15
UG [4 Years Program(s)]	390	300	225	225	-	-
PG [2 Year Program(s)]	18	100	-	-	-	-

Total Actual Student Strength (Program(s) Offered by your Institution)

All programs of all years	No. of Male Students	No. of Female Students	Total Students	Within State (Including male & female)	Outside State (Including male & female)	Outside Country (Including male & female)	Economically Backward (Including male & female)	Socially Challenged (SC+ST+OBC Including male & female)	No. of students receiving full tuition fee reimbursement from the State and Central Government	No. of students receiving full tuition fee reimbursement from Institution Funds	No. of students receiving full tuition fee reimbursement from the Private Bodies	No. of students who are not receiving full tuition fee reimbursement
UG [4 Years Program(s)]	577	102	679	326	353	0	53	318	50	50	0	271
PG [2 Year Program(s)]	10	13	23	10	13	0	0	1	1	0	0	0

Placement & Higher Studies

UG [4 Years Program(s)]: Placement & higher studies for previous 3 years

Academic Year	No. of first year students intake in the year	No. of first year students admitted in the year	Academic Year	No. of students admitted through Lateral entry	Academic Year	No. of students graduating in minimum stipulated time	No. of students placed	Median salary of placed graduates(Amount in Rs.)	No. of students selected for Higher Studies
2014-15	0	0	2015-16	0	2017-18	0	0	0(Zero)	0
2015-16	0	0	2016-17	0	2018-19	0	0	0(Zero)	0
'16-17	225	108	2017-18	0	2019-20	95	44	369000(Three Lakh Sixty Nine Thousand Only)	0

PG [2 Years Program(s)]: Placement & higher studies for previous 3 years

Academic Year	No. of first year students intake in the year	No. of first year students admitted in the year	Academic Year	No. of students graduating in minimum stipulated time	No. of students placed	Median salary of placed graduates(Amount in Rs.)	No. of students selected for Higher Studies
2016-17	75	28	2017-18	16	5	240000(Two Lakh Forty Thousand Only)	1
2017-18	100	20	2018-19	5	2	280000(Two Lakh Eighty Thousand Only)	0
2018-19	100	28	2019-20	23	7	300000(Three Lakh Only)	0

592
588

Ph.D Student Details

Ph.D (Student pursuing doctoral program till 2019-20)			
		Total Students	
Full Time	0		
Part Time	554		
No. of Ph.D students graduated (including Integrated Ph.D)			
	2019-20	2018-19	2017-18
Full Time	0	0	0
Part Time	87	74	22

Financial Resources: Utilised Amount for the Capital expenditure for previous 3 years

Financial Year	2019-20	2018-19	2017-18
	Utilised Amount	Utilised Amount	Utilised Amount
Annual Capital Expenditure on Academic Activities and Resources (excluding expenditure on buildings)			
Library (Books, Journals and e-Resources only)	12316422 (One Crore Twenty Three Lakh Sixteen Thousand Four Hundred Twenty Two Only)	10819004 (One Crore Eight Lakh Nineteen Thousand Four Only)	24827108 (Two Crore Forty Eight Lakh Twenty Seven Thousand One Hundred Eight Only)
New Equipment and software for Laboratories	10223277 (One Crore Twenty Two Lakh Three Thousand Two Hundred Seventy Seven Only)	13412261 (One Crore Thirty Four Lakh Twelve Thousand Two Hundred Sixty One Only)	32569870 (Three Crore Twenty Five Lakh Sixty Nine Thousand Eight Hundred Seventy Only)
Engineering Workshops	10362522 (One Crore Three Lakh Sixty Two Thousand Five Hundred Twenty Two Only)	4982064 (Forty Nine Lakh Eighty Two Thousand Sixty Four Only)	45124 (Forty Five Thousand One Hundred Twenty Four Only)
Other expenditure on creation of Capital Assets (For setting up classrooms, seminar hall, conference hall , library, Lab, Engg workshops excluding expenditure on Land and Building)	1220779 (Twelve Lakh Twenty Thousand Seven Hundred Seventy Nine Only)	147309370 (Forteen Crore Seventy Three Lakh Nine Thousand Three Hundred Seventy Only)	16753172 (One Crore Sixty Seven Lakh Fifty Three Thousand One Hundred Seventy Two Only)

Financial Resources: Utilised Amount for the Operational expenditure for previous 3 years

Financial Year	2019-20	2018-19	2017-18
	Utilised Amount	Utilised Amount	Utilised Amount
Annual Operational Expenditure			
Salaries (Teaching and Non Teaching staff)	820366784 (Eighty Two Crore Three Lakh Sixty Six Thousand Seven Hundred Eighty Four)	440950189 (Forty Four Crore Nine Lakh Fifty Thousand One Hundred and Eighty Nine Only)	392416819 (Thirty Nine Crore Twenty Four Lakh Sixteen Thousand Eight Hundred and Nineteen only)
Maintenance of Academic Infrastructure or consumables and other running expenditures(excluding maintenance of hostels and allied services,rent of the building, depreciation cost, etc)	72243681 (Seven Crore Twenty Two Lakh Forty Three Thousand Six Hundred Eighty One Only)	81422103 (Eight Crore Fourteen Lakh Twenty Two Thousand One Hundred and Three Only)	70295747 (Seven Crore Two Lakh Ninety Five Thousand Seven Hundred and Forty Seven Only)
Seminars/Conferences/Workshops	3526399 (Thirty Five Lakh Twenty Six Thousand Three Hundred Ninety Nine Only)	787063 (Seven Lakh Eighty Seven Thousand and Sixty Three Only)	120626 (One Lakh Twenty Thousand Six Hundred and Twenty Six Only)

Sponsored Research Details

Financial Year	2019-20	2018-19	2017-18
Total no. of Sponsored Projects	2	4	3
Total no. of Funding Agencies	1	3	2

Dean (P&EP)
I.K. Gujral Punjab Technical University, Jalandhar
Kapurthala

Total Amount Received (Amount in Rupees)	2334700	1416520	886000
Amount Received in Words	Twenty Three Lakh Thirty Four Thousand Seven Hundred Only	Fourteen Lakh Sixteen Thousand Five Hundred Twenty Only	Eight Lakh Eighty Six Thousand Only

Consultancy Project Details

Financial Year	2019-20	2018-19	2017-18
Total no. of Consultancy Projects	0	0	0
Total no. of Client Organizations	0	0	0
Total Amount Received (Amount in Rupees)	0	0	0
Amount Received in Words	Zero	Zero	Zero

PCS Facilities: Facilities of Physically Challenged Students

1. Do your institution buildings have Lifts/Ramps?	Yes, more than 80% of the buildings
2. Do your institution have provision for walking aids, including wheelchairs and transportation from one building to another for handicapped students?	Yes
3. Do your institution buildings have specially designed toilets for handicapped students?	Yes, more than 80% of the buildings

Faculty Details

Number of faculty members entered	79
-----------------------------------	----

Dean (P&EP)
I.K. Gujral Punjab Technical University, Jalandhar
Kapurthala

I.K. GUJRAL PUNJAB TECHNICAL UNIVERSITY

DEPARTMENT OF PLANNING & EXTERNAL PROGRAMMES

Estd. Under Punjab Technical University Act, 1996 (Punjab Act No. 1 of 1997)


Ref.No. : IKGPTU/P&EP/O/ 326

Date: 25-10-2021

6.5 Key Indicator - Internal Quality Assurance System

6.5.2 Institution has adopted the following for Quality Assurance

Year	Academic Administrative Audit (AAA) and initiation of followup action	Participation in NIRF along with status
	List attached as Annexure 'A'	-
2019		Ranked 96th for Engineering Stream
2020		Ranked 104th for Engineering Stream
2021		Ranked 120th for Engineering Stream


Dean (P&EP)
I.K. Gujral Punjab Technical University, Jalandhar
Kapurthala

I.K. Gujral Punjab Technical university, Jalandhar

Jalandhar-Kapurthala Highway, Near Pushpa Gujral Science City, Kapurthala – 144603

Phone No. 01822-662504