

4.1.6

Audited Statements of Accounts of DDE



99

2015-16

PUNJAB TECHNICAL UNIVERSITY

16	Office & Administrative Expenses	DEP	CURRENT YEAR	PREVIOUS YEAR
	a) Electricity & Water Charges		1,16,20,387.00	1,13,18,566.52
	b) Insurance		-	-
	c) Rent, Rates and Taxes		-	-
	d) Postage & telegram		56,72,795.00	69,77,934.00
	e) Printing & stationary	4,87,454.00	28,82,655.00	84,03,046.00
	f) Travelling & conveyance Expenses	6,35,178.00	23,92,994.00	14,23,362.00
	g) Hospitality	9,43,317.00	64,61,014.89	1,09,31,856.80
	h) Auditors Remuneration		93,380.00	43,92,848.00
	i) Professional Charges	41,94,757.00	73,97,479.00	1,14,08,373.00
	j) Advertisement & Publicity	10,70,429.00	79,60,267.00	1,58,20,527.00
	k) Magazines & Journals		1,50,83,163.03	17,03,278.43
	l) Other Expense			
	Misc. Honorarium		49,03,569.00	15,95,328.00
	Office Expenses	7,84,127.00	27,24,786.03	36,79,092.00
	University Association Fees		-	30,66,656.00
	Horticulture		15,34,940.00	16,87,378.00
	Depreciation	3,64,665.00	6,50,32,266.50	6,76,53,512.00
	Other Administrative Expenses	63,394.93	9,01,043.93	6,27,370.00
	Total	85,43,321.93	13,46,60,740.38	15,06,89,127.75
17	Transportation Expenses	DEP	CURRENT YEAR	PREVIOUS YEAR
	1. Vehicles (owned by educational institution)			
	a) Running expenses	2,29,252.00	1,03,06,493.00	96,20,995.00
	b) Repairs & Maintenance	-	-	-
	c) Insurance Expenses	-	-	-
	2. Vehicles taken on rent /lease			
	a) Rent /lease expenses	-	-	-
	Total	2,29,252.00	1,03,06,493.00	96,20,995.00
18	Repairs & maintenance	DEP	CURRENT YEAR	PREVIOUS YEAR
	Repair & Maintenance/AMC Expenses	1,38,873.00	96,66,707.00	1,02,33,715.00
	Total	1,38,873.00	96,66,707.00	1,02,33,715.00
19	Finance Costs	DEP	CURRENT YEAR	PREVIOUS YEAR
	a) Interest on fixed loans		-	-
	b) Interest on other loans		-	-
	c) Bank charges		1,18,805.50	2,11,663.03
	Total		1,18,805.50	2,11,663.03
20	Other Expenses	DEP	CURRENT YEAR	PREVIOUS YEAR
	a) Provision for bad and doubtful debts/advances	0	-	-
	b) Irrevocable balances written off	0	-	-
	c) Others	0	-	-
	Total		-	-

11,53,79,472.93

98

16-17

PUNJAB TECHNICAL UNIVERSITY

16	Office & Administrative Expenses	DEP	CURRENT YEAR	PREVIOUS YEAR
	a) Electricity & Water Charges	-	146,29,069.00	116,20,387.00
	b) Insurance	-	-	-
	c) Rent, Rates and Taxes	-	-	-
	d) Postage & telephone	-	77,66,098.00	56,72,795.00
	e) Printing & stationary	-	48,68,206.00	28,82,655.00
	f) Travelling & conveyance Expenses	3,96,754.00	42,09,337.00	23,92,994.00
	g) Hospitality	5,35,755.00	73,43,225.65	64,61,014.89
	h) Auditors Remuneration	-	16,36,252.00	93,380.00
	i) Professional Charges	10,18,960.00	118,71,603.00	73,97,479.00
	j) Advertisement & Publicity	37,75,376.00	210,82,389.00	79,60,267.00
	k) Magazines & Journals	-	56,46,242.00	150,83,163.03
	l) Other Expense	-	-	-
	Misc. Honorarium	-	2,15,000.00	49,03,569.00
	Office Expenses	6,98,897.00	45,51,907.54	27,24,786.03
	University Association Fees	-	-	-
	TDS	-	-	-
	Horticulture	-	33,97,460.00	15,34,940.00
	Depreciation	3,32,320.00	1158,39,330.00	650,32,266.50
	Other Administrative Expenses	3,70,365.00	15,52,752.00	9,01,043.93
	Total	71,28,427.00	2046,08,871.19	1346,60,740.38

17	Transportation Expenses	DEP	CURRENT YEAR	PREVIOUS YEAR
	1. Vehicles (owned by educational instituion)			
	a) Running expenses	2,22,849.00	68,94,940.00	103,06,493.00
	b) Repairs & Maintenance	-	-	-
	c) Insurance Expenses	-	2,27,590.00	-
	2. Vehicles taken on rent /lease			
	a) Rent /lease expenses	-	65,58,347.00	-
	Total	2,22,849.00	136,80,877.00	103,06,493.00

18	Repairs & Maintenance	DEP	CURRENT YEAR	PREVIOUS YEAR
	Repairs & Maintenance/AMC Expenses	69,549.00	74,32,332.00	96,66,707.00
	Total	69,549.00	74,32,332.00	96,66,707.00

19	Finance Costs	DEP	CURRENT YEAR	PREVIOUS YEAR
	a) Interest on fixed loans	-	-	-
	b) Interest on other loans	-	-	-
	c) Bank charges	1,23,073.43	5,23,722.66	1,18,805.50
	Total	1,23,073.43	5,23,722.66	1,18,805.50

20	Other Expenses	DEP	CURRENT YEAR	PREVIOUS YEAR
	a) Provision for bad and doubtful debts/advances	0	-	-
	b) Irrevocable balances written off	0	-	-
	c) Others	0	-	-
	Total	0	-	-

2017-18

97

PUNJAB TECHNICAL UNIVERSITY

16	Office & Administrative Expenses	DEP	CURRENT YEAR	PREVIOUS YEAR
	a) Electricity & Water Charges	-	231,76,272.00	146,29,069.00
	b) Insurance	-	-	-
	c) Rent, Rates and Taxes	-	-	-
	d) Postage & telephone	-	72,06,451.00	77,66,098.00
	e) Printing & stationary	28,452.00	53,24,726.00	48,68,206.00
	f) Travelling & conveyence Expenses	1,28,298.00	9,36,836.00	42,09,337.00
	g) Hospitality	86,926.00	86,926.00	73,43,225.65
	h) Auditors Remuneration	-	-	16,36,252.00
	i) Professional Charges	11,50,713.00	83,92,729.00	118,71,603.00
	j) Advertisement & Publicity	10,05,817.00	297,53,367.20	210,82,389.00
	k) Magazines & Journals	-	292,88,876.40	56,46,242.00
	l) Legal Expenses	-	-	-
	m) Consultancy exp.	-	25,94,199.00	-
	n) Other Expense	-	-	-
	Misc. Honorarium	-	-	2,15,000.00
	Office Expenses	-	22,01,999.00	45,51,907.54
	University Association Fees	-	-	-
	TA/DA	-	-	-
	Horticulture	-	47,01,210.00	33,97,460.00
	Depreciation	-	1569,44,482.00	1158,39,330.00
	Other Administrative Expenses	-	18,13,500.00	15,52,752.00
	Medical exp.	-	-	-
	Total	24,00,206.00	2724,21,573.60	2046,08,871.19

17	Transportation Expenses	DEP	CURRENT YEAR	PREVIOUS YEAR
	1. Vehicles (owned by educational instituion)			
	a) Running expenses	70,084.00	44,84,050.00	68,94,940.00
	b) Repairs & Maintenance	-	3,01,608.00	-
	c) Insurance Expenses	-	1,83,511.00	2,27,590.00
	2. Vehicles taken on rent /lease			
	a) Rent /lease expenses	-	75,67,266.00	65,58,347.00
	Total	70,084.00	125,36,435.00	136,80,877.00

18	Repairs & Maintenance	DEP	CURRENT YEAR	PREVIOUS YEAR
	Repairs & Maintenance/AMC Expenses	75,380.00	82,60,236.00	74,32,332.00
	Total	75,380.00	82,60,236.00	74,32,332.00

19	Finance Costs	DEP	CURRENT YEAR	PREVIOUS YEAR
	a) Interest on fixed loans	-	-	-
	b) Interest on other loans	-	-	-
	c) Bank charges	2,115.83	13,25,108.16	5,23,722.66
	Total	2,115.83	13,25,108.16	5,23,722.66

20	Other Expenses	DEP	CURRENT YEAR	PREVIOUS YEAR
	a) Provision for bad and doubtful debts/advances	0	1,85,550.00	3,71,100.00
	b) Irrevocable balances written off	0	-	-
	c) Others	0	4,37,143.70	8,74,287.40
	Total	0	6,22,693.70	12,45,387.40

2018-19

96

PUNJAB TECHNICAL UNIVERSITY

16	Office & Administrative Expenses	DEP	CURRENT YEAR	PREVIOUS YEAR
	a) Electricity & Water Charges		291,57,909.00	231,76,272.00
	b) Insurance		-	-
	c) Rent, Rates and Taxes		-	-
	d) Postage & telephone	1,66,085.00	77,87,843.00	72,06,451.00
	e) Printing & stationary	4,40,038.00	94,08,149.08	53,24,726.00
	f) Travelling & conveyance Expenses		-	9,36,836.00
	g) Hospitality		-	86,926.00
	h) Auditors Remuneration		-	-
	i) Professional Charges/ Legal Expenses	4,16,728.00	93,09,664.00	83,92,729.00
	j) Advertisement & Publicity	80,960.00	74,51,688.43	297,53,367.20
	k) Newspaper/Magazines & Journals		2,63,693.20	292,88,876.40
	l) Legal Expenses	-	-	-
	m) Audit Fee & Consultancy exp.		1,48,606.00	25,94,199.00
	n) Other Expense		-	-
	Misc. Honorarium		5,35,000.00	-
	Office Expenses	1,21,402.00	31,54,853.22	22,01,999.00
	University Association Fees		-	-
	TA/DA	1,51,370.00	6,65,686.00	-
	Horticulture		17,96,150.00	47,01,210.00
	Depreciation		1481,01,849.00	1569,44,482.00
	Other Administrative Expenses		-	18,13,500.00
	Medical exp.		31,82,966.00	-
	Total	13,76,583.00	2209,64,056.93	2724,21,573.60

17	Transportation Expenses	DEP	CURRENT YEAR	PREVIOUS YEAR
	1. Vehicles (owned by educational instituion)			
	a) Running expenses		25,58,904.00	44,84,050.00
	b) Repairs & Maintenance		4,17,589.00	3,01,608.00
	c) Insurance Expenses		-	1,83,511.00
	2. Vehicles taken on rent /lease		-	-
	a) Rent /lease expenses	1,14,052.00	117,88,943.63	75,67,266.00
	Total	1,14,052.00	147,65,436.63	125,36,435.00

18	Repairs & Maintenance	DEP	CURRENT YEAR	PREVIOUS YEAR
	Repairs & Maintenance/AMC Expenses		130,42,447.00	82,60,236.00
	Total	-	130,42,447.00	82,60,236.00

19	Finance Costs	DEP	CURRENT YEAR	PREVIOUS YEAR
	a) Interest on fixed loans	-	-	-
	b) Interest on other loans		-	-
	c) Bank charges	1,236.00	3,09,352.17	13,25,108.16
	Total	1,236.00	3,09,352.17	13,25,108.16

20	Other Expenses	DEP	CURRENT YEAR	PREVIOUS YEAR
	a) Provision for bad and doubtful debts/advances		-	1,85,550.00
	b) Irrevocable balances written off		1,48,550.00	-
	c) Others	0	12,37,151.88	4,37,143.70
	Total	0	13,85,701.88	6,22,693.70

2015-20 95

PUNJAB TECHNICAL UNIVERSITY

16	Office & Administrative Expenses	DEP	CURRENT YEAR	PREVIOUS YEAR
	a) Electricity & Water Charges		326,21,925.00	291,57,909.00
	b) Insurance		-	-
	c) Rent, Rates and Taxes		-	-
	d) Postage & telephone	-	100,00,632.00	77,87,843.00
	e) Printing & stationary	2,01,919.00	226,40,477.00	189,71,002.08
	f) Travelling & conveyence Expenses		-	21,800.00
	g) Hospitality		-	-
	h) Auditors Remuneration		-	-
	i) Professional Charges		-	-
	j) Advertisement & Publicity	7,716.00	61,02,403.22	74,51,688.43
	k) Newspaper/Magazines & Journals		2,39,830.50	2,63,693.20
	l) Legal Expenses	7,24,365.00	96,99,067.00	93,09,664.00
	m) Function Expenses		135,27,365.00	
	n) Audit Fee & Consultancy exp.		-	1,48,606.00
	o) Other Expense			
	Misc. Honorarium		-	5,35,000.00
	NBA & NAAC EXP		1,01,081.00	-
	Office Expenses	1,26,498.00	11,88,851.00	31,54,853.22
	Registration fee		70,990.00	-
	TA/DA	-	1,06,075.00	60,37,820.00
	Horticulture		3,39,608.00	17,96,150.00
	Depreciation	2,41,243.00	2207,24,966.00	1481,01,849.00
	Other Administrative Expenses		-	-
	Total	13,01,741.00	3173,63,270.72	2327,37,877.93

17	Transportation Expenses	DEP	CURRENT YEAR	PREVIOUS YEAR
	1. Vehicles (owned by educational instituion)			
	a) Running expenses		16,28,779.00	25,58,904.00
	b) Repairs & Maintenance		4,86,364.00	4,17,589.00
	c) Insurance Expenses		4,26,146.00	-
	2. Vehicles taken on rent /lease		-	-
	a) Rent /lease expenses	-	99,32,768.00	117,88,943.63
	Total	-	124,74,057.00	147,65,436.63

18	Repairs & Maintenance	DEP	CURRENT YEAR	PREVIOUS YEAR
	Repairs & Maintenance/AMC Expenses	39,925.00	209,43,355.00	130,42,447.00
	Total	39,925.00	209,43,355.00	130,42,447.00

19	Finance Costs	DEP	CURRENT YEAR	PREVIOUS YEAR
	a) Interest on fixed loans	-	-	-
	b) Interest on other loans		-	-
	c) Bank charges	5,884.20	4,35,665.67	3,09,352.17
	Total	5,884.20	4,35,665.67	3,09,352.17

20	Other Expenses	DEP	CURRENT YEAR	PREVIOUS YEAR
	a) Provision for bad and doubtful debts		1,15,750.00	-
	b) Irrevocable balances written off		-	1,48,550.00
	c) Others	4273.00	446,31,863.05	12,37,151.88
	Total	4273.00	447,47,613.05	13,85,701.88

94

2015-16 -

PUNJAB TECHNICAL UNIVERSITY

15	Academic Expenses	DEP	CURRENT YEAR	PREVIOUS YEAR
	a) Laboratory fee		4,460.00	2,24,252.00
	b) Field work/ Participation Fee		-	-
	c) Seminar/Workshop		37,73,777.46	7,67,574.00
	d) Payment to visting faculty		-	19,44,000.00
	e) Examination	2,44,70,376.00	19,17,19,712.10	23,66,60,042.00
	f) Student Welfare Expense		88,30,882.00	99,41,421.00
	g) Admission Expenses	4,37,35,600.00	4,57,17,100.00	1,12,09,998.00
	h) Convocation Expense		23,181.00	1,43,57,179.99
	i) Publication		-	-
	j) Stipend/ means-cum-merit scholarship		25,93,500.00	56,63,808.00
	k) Subscription Expense		6,32,384.00	-
	j) Others			
	Foreign Languages Course (Mohali)		-	5,42,260.00
	Inspection Expenses		9,79,243.00	9,86,294.00
	IDP/Super 50 Project		-	15,000.00
	Faculty Training & Development Expenses		52,40,715.00	56,43,322.47
	Enterprenurship Development and Incubation Centre		19,86,022.00	35,03,944.00
	Grant in Aid- Research Activities/TQUIP Etc.		2,18,10,496.00	10,93,480.00
	Destination of Punjab		14,31,866.00	7,53,27,845.00
	Share of Establishment Fees to RC		-	2,55,000.00
	LMS Project	1,00,32,383.00	1,00,32,383.00	1,34,65,650.00
	LC Share		-	18,75,38,635.00
	Skill development/ Conferences & Function Exp	18,07,279.00	45,21,851.00	22,38,173.00
	Restructuring of DEP	2,64,05,808.00	2,64,05,808.00	8,81,73,330.63
	International conference	16,580.00	6,98,118.00	53,919.00
	Lease		13,71,025.00	2,66,375.00
	Printing & Stationery		13,13,943.00	15,13,453.00
	Other Administrative Expenses		18,19,095.00	43,47,601.83
	Grant in Aid (GZS Bathinda)		-	1,76,45,000.00
	Expenditure - Regional Centres		3,15,98,045.45	4,11,31,836.00
	Expenditure - Bathinda Campus		-	26,00,28,744.48
	Total	10,64,68,026.00	36,25,03,607.01	98,78,41,695.40

+









93

PUNJAB TECHNICAL UNIVERSITY				
15	Academic Expenses	DEP	CURRENT YEAR	PREVIOUS YEAR
	a) Laboratory fee		11,090.00	4,460.00
	b) Field work/ Participation Fee		-	-
	c) Seminar/Workshop		28,64,961.00	37,73,777.46
	d) Scholarship		1,75,831.00	-
	e) Examination	56,53,862.00	17,00,36,206.00	19,17,19,712.10
	f) Student Welfare Expense		69,21,774.00	88,30,882.00
	g) Admission Expenses		2,48,25,404.00	4,57,17,100.00
	h) Convocation Expense		7,78,220.00	23,181.00
	i) Publication		-	-
	j) Stipend/ means-cum-merit scholarship		3,45,387.00	25,93,500.00
	k) Subscription Expense		13,93,024.00	6,32,384.00
	j) Others			
	Foreign Languages Course (Mohali)		-	-
	Inspection Expenses		5,37,167.00	9,79,243.00
	IDP/Super 50 Project		5,42,000.00	-
	Faculty Training & Development Expenses	2,26,592.00	28,70,835.88	52,40,715.00
	Enterprenurship Development and Incubation Centre		34,67,831.00	19,86,022.00
	Grant in Aid- Research Activities/TQUIP Etc.		44,49,847.00	2,18,10,496.00
	Honorarium to Guest Faculty	14,54,500.00	1,09,77,724.00	-
	Destination of Punjab		-	14,31,866.00
	Share of Establishment Fees to RC		-	-
	LMS Project		-	1,00,32,383.00
	Conferences & Function Exp		43,43,520.00	45,21,851.00
	Restructuring of DEP		-	2,64,05,808.00
	International conference	10,000.00	35,02,228.80	6,98,118.00
	Lease Line Rent		5,74,487.00	13,71,025.00
	Printing & Stationery	11,97,971.00	23,45,951.00	13,13,943.00
	Other Administrative Expenses	9,47,370.00	23,21,746.00	18,19,095.00
	Expenditure - Regional Centres		2,54,70,456.17	3,15,98,045.45
	Total	94,90,295.00	26,87,55,690.85	36,25,03,607.01

Handwritten signatures and initials in blue ink, including a large stylized 'R' and various other marks.

2017-18

92

PUNJAB TECHNICAL UNIVERSITY

15	Academic Expenses	DEP	CURRENT YEAR	PREVIOUS YEAR
	a) Laboratory fee		-	11,090.00
	b) Field work/ Participation Fee		-	-
	c) Seminar/Workshop		55,405.00	28,64,961.00
	d) Scholarship		4,00,500.00	1,75,831.00
	e) Examination	-	1140,55,700.00	1700,36,206.00
	f) Student Welfare Expense		28,11,323.00	69,21,774.00
	g) Admission Expenses		267,82,573.00	248,25,404.00
	h) Convocation Expense		46,625.00	7,78,220.00
	i) Publication		-	-
	j) Stipend/ means-cum-merit scholarship		-	3,45,387.00
	k) Subscription Expense/membership subscription		-	13,93,024.00
	l) Others		-	-
	Foreign Languages Course (Mohali)		28,900.00	-
	Inspection Expenses/academic audit		19,97,983.00	5,37,167.00
	IDP/Super 50 Project		-	5,42,000.00
	Faculty Training & Development Expenses/training placement	-	58,29,916.00	28,70,835.88
	Enterprenurship Development and Incubation Centre		10,25,750.00	34,67,831.00
	Grant in Aid- Research Activities/TQUIP Etc.		8,09,323.00	44,49,847.00
	Honorarium to Guest Faculty	17,000.00	85,75,580.00	109,77,724.00
	Destination of Punjab		-	-
	Share of Establishment Fees to RC		-	-
	Cultural Affairs Expenses		-	-
	NSS		-	-
	Educational Visit		5,49,360.00	-
	Hostel Expenses		2,61,983.00	-
	Meeting Expenses		85,49,080.99	-
	Sports Affair		-	-
	LMS Project		-	-
	Conferences & Function Exp/alumini association		50,07,467.00	43,43,520.00
	Restructuring of DEP		-	-
	International conference	-	8,11,515.00	35,02,228.80
	Counselling Expenses (Software Charges etc)		66,094.00	-
	Lease Line Rent	-	7,73,327.00	5,74,487.00
	Advertisement Expenses		-	-
	Printing & Stationery	-	-	23,45,951.00
	Other Administrative Expenses	100,49,287.00	102,59,427.00	23,21,746.00
	Expenditure - Regional Centres		183,65,997.35	254,70,456.17
	Total	100,66,287.00	2070,63,829.34	2687,55,690.85
	TEACHING EXPENSES			
	Architecture Expense		50,000.00	
	Chemical Sciences Expenses		18,21,215.00	
	Civil Engg Expenses		8,38,977.56	
	Computer Sciences & Engg Expenses		7,44,591.86	
	Electrical Engg. Expenses		2,74,080.00	
	Electronic & communication Engg.		2,74,523.66	
	Food Engg. Expenses		2,11,796.28	
	Human Value & Ethics Expenses		32,593.00	
	Management Studies		65,27,590.38	
	Mathematical Sciences		1,19,311.24	
	Mechanical Engg Expenses		8,26,166.18	
	Media & Mass Communication Expenses		81,661.84	
	Physical Sciences Exp		5,52,947.00	
	Teacher Training & education		2,26,130.00	
	Total		125,81,584.00	
	GRAND TOTAL		2196,45,413.34	








91

18-19

PUNJAB TECHNICAL UNIVERSITY

15 Academic Expenses	DEP	CURRENT YEAR	PREVIOUS YEAR
a) Laboratory Expense		9,682.00	-
b) Affiliation Fee		1,00,000.00	-
c) Seminar/Workshop		95,754.00	55,405.00
d) Scholarship		1,25,000.00	4,00,500.00
e) Examination	2,27,955.00	782,66,402.00	1140,55,700.00
f) Evaluation/Revaluation	24,550.00	323,87,439.00	-
g) Student Welfare Expense		40,000.00	28,11,323.00
h) Admission / Counselling Expenses		68,44,111.69	267,82,573.00
i) Convocation Expense		4,18,241.00	46,625.00
j) Publication		-	-
k) Stipend/ means-cum-merit scholarship		47,466.00	-
l) Subscription Expense/membership subscription		-	-
m) Others		-	-
Foreign Languages Course (Mohali)		-	28,900.00
Inspection Expenses/academic audit		13,16,308.00	19,97,983.00
Research E Journal, Subscription, Membership		182,15,733.08	-
Faculty Training & Development Expenses/training placement		76,51,993.72	58,29,916.00
Entrepreneurship Development and Incubation Centre		7,58,477.14	10,25,750.00
Grant in Aid- Research Activities/TQUTP/Organising conference Etc		30,000.00	8,09,323.00
Honorarium to Guest Faculty	1,16,000.00	110,08,230.00	85,75,580.00
Model Centre Expenses		-	-
Table Marking Expense		-	-
Destination of Punjab		-	-
Share of Establishment Fees to RC		-	-
Cultural Affairs Expenses		36,85,827.00	-
Counselling Expense		0.00	-
NSS		1,29,579.00	-
Educational Visit		-	5,49,360.00
Hostel Expenses		26,45,258.00	2,61,983.00
Meeting Expenses	1,32,688.00	149,82,542.21	85,49,080.99
Sports Affair		31,53,864.00	-
Student Facilitation Centre Expense		1,56,840.00	-
Couse Material/Digital Content/LMS	51,50,135.00	51,50,135.00	-
Conferences & Function Exp/alumni association		14,28,720.00	50,07,467.00
Restructuring of DEP		-	-
International conference		50,44,428.00	8,11,515.00
Software & IT charges		27,89,451.00	66,094.00
Lease Line Rent		11,73,320.00	7,73,327.00
Advertisement Expenses		-	-
Printing & Stationery		-	-
Other Administrative Expenses		-	102,59,427.00
Expenditure - Regional Centres		93,28,817.10	183,65,997.35
Total	56,51,328.00	2069,83,618.94	2070,63,829.34
TEACHING EXPENSES			
Architecture Expense		-	50,000.00
Chemical Sciences Expenses		18,86,543.00	18,21,215.00
Civil Engg Expenses		13,82,422.00	8,38,977.56
Computer Sciences & Engg Expenses		10,55,441.00	7,44,591.86
Electrical Engg Expenses		10,54,836.00	2,74,080.00
Electronic & communication Engg		5,23,910.00	2,74,523.66
Food Engg Expenses		11,04,810.00	2,11,796.28
Human Value & Ethics Expenses		-	32,593.00
Management Studies		30,71,289.00	65,27,590.38
Mathematical Sciences		7,22,840.00	1,19,311.24
Mechanical Engg Expenses		18,79,815.00	8,26,166.18
Media & Mass Communication Expenses		8,18,509.00	81,661.84
Physical Sciences Exp		6,69,487.00	5,52,947.00
Teacher Training & education		2,56,932.00	2,26,130.00
Total		144,26,834.00	125,81,584.00
GRAND TOTAL		2214,10,452.94	2196,45,413.34

[Handwritten signature]

[Handwritten signature]

[Handwritten signature]

90

19-20

PUNJAB TECHNICAL UNIVERSITY

15	Academic Expenses	DEP	CURRENT YEAR	PREVIOUS YEAR
	a) Laboratory Expense		52,285.00	9,682.00
	b) Affiliation Fee		-	1,00,000.00
	c) Seminar/Workshop		-	95,754.00
	d) Scholarship		50,000.00	1,25,000.00
	e) Examination	40,86,050.00	44,91,977.00	620,11,594.00
	e) Evaluation/Revaluation/Confidential work	-	1160,92,267.10	323,87,439.00
	f) Student Welfare Expense		-	40,000.00
	g) Admission Expenses		-	9,004.00
	h) Convocation Expense		2,08,531.00	4,18,241.00
	i) Publication		-	-
	j) Stipend/ means-cum-merit scholarship		-	47,466.00
	k) Subscription Expense/membership subscription		2,09,568.00	17,700.00
	j) Others		-	-
	Foreign Languages Course (Mohali)		4,82,275.00	-
	Inspection Expenses/academic audit		13,23,893.00	13,16,308.00
	CONDUCTING EXTERNAL PROG.EXP. ETC (P&D)		5,56,939.00	-
	Research E Journal, Subscription, Membership		224,09,899.95	181,98,033.08
	Faculty Training & Development Expenses/training placement		5,91,689.00	76,51,993.72
	Enterprenurship Development and Incubation Centre		2,46,552.00	7,58,477.14
	Grant in Aid- Research Activities/TQUIP/Organising conference Etc.		35,000.00	30,000.00
	Honorarium to Guest Faculty	-	126,22,888.00	110,08,230.00
	Model Centre Expenses		-	10,96,481.00
	REFUND OF SECURITY		8,26,270.00	-
	DEVELOP & INOVATION FUND EXP IIT ROPAR		29,48,695.00	-
	Table Marking Expense		-	2,01,540.00
	Destination of Punjab		-	-
	WORKSHOP EXP.		1,50,499.00	-
	Share of Establishment Fees to RC		-	-
	Cultural Affairs Expenses		27,19,638.00	36,85,827.00
	Counselling Expense		39,55,726.00	68,35,107.69
	Director Camps		2,70,865.44	-
	NSS		80,825.00	1,29,579.00
	Educational Visit		-	-
	Hostel Expenses		6,65,918.00	26,45,258.00
	Meeting Expenses	52,189.00	219,23,389.15	149,82,542.21
	Sports Affair		47,23,867.00	31,53,864.00
	Student Facilitation Centre Expense		-	1,56,840.00
	Couse Material/Digital Content/LMS	7,10,892.00	7,10,892.00	51,50,135.00
	Conferences & TRAINING EXP/alumini association		57,26,832.00	14,28,720.00
	Restructuring of DEP		-	-
	International conference		-	50,44,428.00
	Software & IT charges/Networking		146,91,663.00	27,89,451.00
	Lease Line Rent		1,84,864.00	11,73,320.00
	Advertisement Expenses		-	-
	Printing & Stationery		-	-
	Other Administrative Expenses		-	-
	Expenditure - Regional Centres		77,61,191.36	93,28,817.10
	Total	48,49,131.00	2267,14,899.00	1920,26,831.94
	TEACHING EXPENSES			
	Architecture Expense		-	-
	Chemical Sciences Expenses		19,93,818.00	18,86,543.00
	Civil Engg Expenses		24,32,553.00	13,82,422.00
	Computer Sciences & Engg Expenses		26,00,649.00	10,55,441.00
	Electrical Engg. Expenses		17,71,708.00	10,54,836.00
	Electronic & communication Engg.		48,81,446.00	5,23,910.00
	Food Engg. Expenses		35,35,020.00	11,04,810.00
	Management Studies		29,07,100.00	30,71,289.00
	Mathematical Sciences		8,52,891.00	7,22,840.00
	Mechanical Engg Expenses		31,75,350.00	18,79,815.00
	Media & Mass Communication Expenses		21,78,646.00	8,18,509.00
	Physical Sciences Exp		13,84,320.00	6,69,487.00
	Teacher Training & education		50,120.00	2,56,932.00
	Total		277,63,621.00	144,26,834.00
	GRAND TOTAL		2544,78,520.00	2064,53,665.94

F.Y. 2015-16 (Annual Accounts)

L.K.G PUNJAB TECHNICAL UNIVERSITY

10	Academic Receipts	DEP	CURRENT YEAR	PREVIOUS YEAR
	Fee From Students			
	Academic			
	1. Tuition Fee	26,85,28,838.32	32,15,01,478.32	50,02,70,476.72
	2. Admission Fee		11,12,03,588.83	14,52,08,437.83
	3. Enrolment Fee(Ph.D.)	8,81,550.00	2,52,03,497.00	2,49,40,348.39
	4. Library Admission Fee		-	-
	5. Laboratory fee		-	-
	6. Art & Craft Fee		-	-
	7. Registration fee	-	-	-
	8. Syllabus Fee		-	-
	9. Affiliation Fee		10,97,38,311.00	13,71,00,225.00
	Total (A)	26,94,10,388.32	56,76,46,875.15	80,75,19,487.94
	Examinations			
	1. Admission test fee		-	-
	2. Annual Examination Fee		65,65,27,539.00	74,35,64,505.00
	3. Mark Sheet, Certificate fee	2,67,250.00	1,81,22,975.00	1,45,55,673.00
	Total (B)	2,67,250	67,46,50,514.00	75,81,20,178.00
	Other Fees			
	1. Other Academic Receipts	4,42,650.00	1,12,37,800.00	2,25,04,038.98
	2. Miscellaneous Receipts	42,357.00	44,457.00	54,064.00
	3. Sale of Tender Documents		-	30,000.00
	4. Sports Fees+		22,94,625.00	22,74,475.00
	5. Youth Festival Fees		23,18,500.00	22,80,000.00
	6. Fees from Foreign Language Course		-	2,82,000.00
	7. Other Misc. Receipts		20,54,654.00	39,92,014.50
	8. Development Fund		65,87,700.00	50,25,800.00
	9. Regional Centre/ GZS Bathinda		4,56,93,173.00	39,88,67,554.69
	Total(C)	4,85,007	7,02,30,909.00	43,53,09,947.17
	Sale of Publications			
	1. Sale of syllabus and question paper		-	-
	2. Sale of prospectus including admission forms		-	-
	Total (D)		-	-
	Total (A+B+C+D)	27,01,62,645.32	1,31,25,28,298.15	2,00,09,49,613.11
11	Grants & Donations	DEP	CURRENT YEAR	PREVIOUS YEAR
	1. Central Government	-	46,10,888	-
	2. State Government	-	-	-
	3. Government Agencies	-	-	-
	4. Institutions/ Welfare Bodies	-	-	-
	5. International Organisations	-	-	-
	Total		46,10,888	-
12	Income from Investments	DEP	CURRENT YEAR	
			Designated/ Earmarked Funds	General Fund
	1. Interest			
	a) on Govt. Securities		-	-
	b) Other Bonds		-	-
	2. Income Received			
	a) Each fund separately		-	-
	3. Income Accrued			
	a) Each fund separately		-	-
	4. Others			
	a) Interest on Fixed Deposits with Scheduled Banks	7,91,507.00	96,69,45,452.28	2,61,14,978.43
	Total	7,91,507.00	96,69,45,452.28	2,61,14,978.43

88

13	Other Income	DEP	CURRENT YEAR	PREVIOUS YEAR
	A. Interest on Term Deposits	-		
	a) with scheduled banks	-	-	-
	b) with non scheduled banks	-	-	-
	c) with institutions	-	-	-
	B. Interest on Saving Accounts with Banks			
	a) With Scheduled Banks	34,42,960.00	4,38,81,577.48	1,90,22,288.09
	C. Other Misc Fee			
	a) RTI fees	419.00	1,25,902.00	1,10,990.00
	b) Regional Centre			
	c) Other Misc. Receipts		53,60,620.14	29,22,127.69
	Total	34,43,379.00	4,93,68,099.62	2,20,55,405.78

27,43,97,531.32

B

#

87

2016-12

L.K.G PUNJAB TECHNICAL UNIVERSITY			
10	Academic Receipts	DEP	CURRENT YEAR
	Fee From Students		PREVIOUS YEAR
	Academic		
	1. Tuition Fee	2,80,13,211.50	7,05,10,258.50
	2. Admission Fee	-	32,15,01,478.32
	3. Enrolment Fee(Ph.D.)	-	9,47,65,211.50
	4. Library Admission Fee	-	11,12,03,588.83
	5. Laboratory fee	-	2,39,42,466.00
	6. Art & Craft Fee	-	2,52,03,497.00
	7. Registration fee	-	-
	8. Syllabus Fee	-	-
	9. Affiliation Fee	-	-
	Total (A)	2,80,13,211.50	13,19,20,278.01
	Examinations		10,97,38,311.00
	1. Admission test fee	-	29,31,25,002.51
	2. Annual Examination Fee	80,46,229.00	56,76,46,875.15
	3. Mark Sheet , Certificate fee	30,70,832.00	-
	Total (B)	1,11,17,061.00	58,17,24,296.00
	Other Fees		65,65,27,539.00
	1. Other Academic Receipts	4,58,617.36	1,54,44,225.00
	2. Sale of Tender Documents	-	1,81,22,975.00
	3. Sports Fees+	-	67,46,50,514.00
	4. Youth Festival Fees	-	2,21,64,643
	5. Fees from Foreign Language Course	-	1,33,36,911
	6. Development Fund	-	13,72,500
	7. Regional Centre	-	22,94,625
	Total (C)	4,58,617.36	14,02,500
	Sale of Publications		23,18,500
	1. Sale of syllabus and question paper	-	1,94,000
	2. Sale of prospectus including admission forms	-	58,67,850
	Total (D)	-	3,30,65,450
	Total (A+B+C+D)	3,95,88,889.88	6,40,66,942.88
			7,02,30,909.00
11	Grants & Donations	DEP	CURRENT YEAR
	1. Central Government	-	44,49,847
	2. State Government	-	46,10,888
	3. Government Agencies	-	-
	4. Institutions/ Welfare Bodies	-	-
	5. International Organisations	-	-
	Total	-	44,49,847
			46,10,888
12	Income from Investments	DEP	CURRENT YEAR
			General Fund
			Designated/ Earmarked Funds
	1. Interest		
	a) on Govt. Securities	-	-
	b) Other Bonds	-	-
	2. Income Received		
	a) Each fund separately	-	-
	3. Income Accrued		
	a) Each fund separately	-	-
	4. Others		
	a) Interest on Fixed Deposits with Scheduled Banks	75,66,11,363.36	1,58,82,032.00
	Total	-	75,66,11,363.36
			1,58,82,032.00
13	Other Income	DEP	CURRENT YEAR
	A. Interest on Term Deposits		PREVIOUS YEAR
	a) with scheduled banks	-	-
	b) with non scheduled banks	-	-
	c) with institutions	-	-
	B. Interest on Saving Accounts with Banks		
	a) With Scheduled Banks	18,19,055	8,10,67,606.87
	C. Other Misc Fee		4,38,81,577.48
	a) RTI fees	466	1,14,914.00
	b) Regional Centre	-	1,25,902.00
	c) Other Misc. Receipts	7,50,442	18,97,290.12
	d) Rent Income	-	53,60,620.14
	-Bank	2,36,000.00	-
	-Canteen	3,35,083.00	-
	Total	25,69,963.00	8,36,50,893.99
			4,93,68,099.62
		4,21,58,852.86	

86

2017-18

L.K.G PUNJAB TECHNICAL UNIVERSITY

10	Academic Receipts	DEP	CURRENT YEAR	PREVIOUS YEAR
	Fee From Students			
	Academic			
	1. Tuition Fee	48,55,847.00	7,21,53,046.00	7,05,10,258.50
	2. Admission Fee	0.00	6,38,07,450.00	6,67,52,000.00
	3. Enrolment Fee(Ph.D.)	-	28339015.00	2,39,42,466.00
	4. Library Admission Fee	-	-	-
	5. Laboratory fee	-	-	-
	6. Art & Craft Fee	-	-	-
	7. Registration fee	-	-	-
	8. Syllabus Fee	-	-	-
	9. Affiliation Fee	-	8,65,11,085.00	13,19,20,278.01
	Total (A)	48,55,847.00	25,08,10,596.00	29,31,25,002.51
	TEACHING			
	1. Architecture Income		1,49,250.00	
	2. Chemical Sciences Income		16,32,062.00	
	3. Civil Engg. Income		16,02,532.00	
	4. Computer Sciences & Engg. Income		64,27,338.00	
	5. Electrical Engg. Income		28,14,008.00	
	6. Electronic & Communication Engg Income		27,78,066.00	
	7. Food Engg. Income		8,08,750.00	
	8. Hostel Fees		38,60,501.64	
	9. Human Value & ethics Income		46,700.00	
	10. Management Studies Income		31,26,275.00	
	11. Mathematical Sciences Income		10,75,749.00	
	12. Mechanical Engg. Income		38,34,908.00	
	13. Media & Mass Communication Income		3,48,775.00	
	14. Physical Sciences Income		6,71,650.00	
	15. Admission Fees 2017-18		88,000.00	
	16. Counselling Fees 2017-18		29,750.00	
	17. Course Work French Language		1,34,000.00	
	18. Entrance Test Exam Fees 2017-18		64,000.00	
	19. Exam Fees M.Tech		1,400.00	
	20. Exam Fees Physics/Physical Sci.		14,700.00	
	21. Foreign Languages Fees		44,000.00	
	22. PMS Fees received from govt 2015-16		3,57,460.00	
	23. PMS Fees received from govt 2016-17		15,82,100.00	
	24. PMS Fees received from govt 2017-18		24,71,950.00	
	Total (B)		3,39,63,924.64	-
	Examinations			
	1. Admission test fee		-	-
	2. Annual Examination Fee	5,34,750.00	57,71,64,214.19	58,17,24,296.00
	3. Mark Sheet , Certificate fee	28,95,950.00	2,43,17,837.00	1,54,44,225.00
	Total (C)	34,30,700.00	60,14,82,051.19	59,71,68,521.00
	Other Fees			
	1. Other Academic Receipts/Revaluation/Fine/SRF	52,80,683.00	1,67,07,058.00	2,21,64,642.98
	2. Sale of Tender Documents		-	-
	3. Sports Fees+		13,95,000.00	13,72,500.00
	4. Youth Festival Fees		13,95,000.00	14,02,500.00
	5. Fees from Foreign Language Course		1,90,000.00	1,94,000.00
	6. Development Fund		31,26,100.00	58,67,850.00
	7. Regional Centre		2,92,46,956.75	3,30,65,449.90
	Total(D)	52,80,683.00	5,20,60,114.75	6,40,66,942.88
	Sale of Publications			
	1. Sale of syllabus and question paper		-	-
	2. Sale of prospectus including admission forms		-	-
	Total (E)			
	Total (A+B+C+D+E)	1,35,67,230.00	93,83,16,686.58	95,43,60,466.39

14

85

11	Grants & Donations	DEP	CURRENT YEAR	PREVIOUS YEAR
	1. Central Government		-	44,49,847.00
	2. State Government		-	-
	3. Government Agencies		-	-
	4. Institutions/ Welfare Bodies		-	-
	5. International Organisations		-	-
	Total	-	-	44,49,847.00

12	Income from Investments	DEP	CURRENT YEAR	
			Designated/ Earmarked Funds	General Fund
	1. Interest			
	a) on Govt. Securities		-	-
	b) Other Bonds		-	-
	2. Income Received			
	a) Each fund separately		-	-
	3. Income Accrued			
	a) Each fund separately		-	-
	4. Others			
	a) Interest on Fixed Deposits with Scheduled Banks		56,94,87,062.75	-
	Total	-	56,94,87,062.75	-

13	Other Income	DEP	CURRENT YEAR	PREVIOUS YEAR
	A. Interest on Term Deposits			
	a) with scheduled banks		-	-
	b) with non scheduled banks		-	-
	c) with institutions		-	-
	B. Interest on Saving Accounts with Banks			
	a) With Scheduled Banks	4,45,297.00	10,11,96,507.79	8,10,67,606.87
	C. Other Misc Fee		7,83,738.11	
	a) RTI fees	-	-	1,14,914.00
	b) Regional Centre	-	33,31,103.49	
	c) Other Misc. Receipts	-	60,29,596.52	18,97,290.12
	d) Rent Income		-	
	-Bank		2,78,520.00	2,36,000.00
	-Canteen		-	3,35,083.00
	Total	4,45,297.00	11,16,19,465.91	8,36,50,893.99

1,40,12,527.00

84

2018-19

L.K.G PUNJAB TECHNICAL UNIVERSITY

10 Academic Receipts	DEP	CURRENT YEAR	PREVIOUS YEAR
Fee From Students			
Academic			
1. Tuition Fee		2,96,24,474.18	7,21,53,046.00
2. Admission Fee	5851517.00	8,20,05,567.00	6,38,07,450.00
3. Ph.d Fees/Thesis Fee		2,13,61,215.00	2,83,39,015.00
4. Registration fee		46,200.00	-
5. Syllabus Fee	1,200.00	1,200.00	-
6. Affiliation Fee		8,42,82,500.00	8,65,11,085.00
Total (A)	58,52,717.00	21,73,21,156.18	25,08,10,596.00
TEACHING			
1. Architecture Income		-	1,49,250.00
2. Chemical Sciences Income		8,19,350.00	16,32,062.00
3. Civil Engg. Income		28,10,100.00	16,02,532.00
4. Computer Sciences & Engg. Income		97,27,025.00	64,27,338.00
5. Electrical Engg. Income		27,28,250.00	28,14,008.00
6. Electronic & Communication Engg Income		23,50,600.00	27,78,066.00
7. Food Engg. Income		11,48,270.00	8,08,750.00
8. Hostel Fees		48,81,645.00	38,60,501.64
9. Human Value & ethics Income		-	46,700.00
10. Management Studies Income		25,48,950.00	31,26,275.00
11. Mathematical Sciences Income		4,58,050.00	10,75,749.00
12. Mechanical Engg. Income		36,79,600.00	38,34,908.00
13. Media & Mass Communication Income		3,97,775.00	3,48,775.00
14. Physical Sciences Income		9,28,650.00	6,71,650.00
15. Admission Fees		22,000.00	88,000.00
16. Counselling Fees 2017-18		-	29,750.00
17. Course Work French Language		7,45,000.00	1,34,000.00
18. Entrance Test Exam Fees		28,250.00	64,000.00
19. Exam Fees M.Tech		-	1,400.00
20. Exam Fees Physics/Physical Sci.		-	14,700.00
21. Foreign Languages Fees		-	44,000.00
22. PMS Fees received from govt 2015-16		-	3,57,460.00
23. PMS Fees received from govt 2016-17		-	15,82,100.00
24. PMS Fees received from govt 2017-18		-	24,71,950.00
25. PMS Fees received from govt 2018-19		1,48,78,500.00	-
Total (B)	-	4,81,52,015.00	3,39,63,924.64
Examinations			
1. Admission test fee		-	-
2. Annual Examination Fee	18,91,880.00	47,86,00,315.00	57,71,64,214.19
3. Mark Sheet, Certificate fee, Degree, PDC	52,95,812.01	5,19,69,649.01	2,43,17,837.00
4. Centre Creation Fees		10,95,500.00	
Total (C)	71,87,692.01	53,16,65,464.01	60,14,82,051.19
Other Fees			
1. Other Academic Receipts/Revaluation/Fine/SRF	1,03,50,700.00	1,21,60,670.00	1,67,07,058.00
2. Sale of Tender Documents		-	-
3. Sports Fees+		17,55,000.00	13,95,000.00
4. Youth Festival Fees		17,47,500.00	13,95,000.00
5. Fees from Foreign Language Course		3,88,000.00	1,90,000.00
6. Development Fund		20,05,800.00	31,26,100.00
7. Hostel & Mess Fees		13,14,954.50	-
8. Regional Centre		1,09,57,996.05	2,92,46,956.75
Total (D)	1,03,50,700.00	3,03,29,920.55	5,20,60,114.75
Sale of Publications			
1. Sale of syllabus and question paper		-	-
2. Sale of prospectus including admission forms		-	-
Total (E)		-	-
Total (A+B+C+D+E)	2,33,91,109.01	82,74,68,555.74	93,83,16,686.58

11	Grants & Donations	DEP	CURRENT YEAR	PREVIOUS YEAR
	1. Central Government		-	-
	2. State Government		-	-
	3. Government Agencies		-	-
	4. Institutions/ Welfare Bodies		-	-
	5. International Organisations		-	-
	Total	-	-	-

12	Income from Investments	DEP	CURRENT YEAR	
			Designated/ Earmarked Funds	General Fund
	1. Interest			
	a) on Govt. Securities		-	-
	b) Other Bonds		36,46,24,867	-
	2. Income Received			
	a) Each fund separately		-	-
	3. Income Accrued			
	a) Each fund separately		-	-
	4. Others			
	a) Interest on Fixed Deposits with Scheduled Banks		49,32,06,422.27	-
	Total	-	85,78,31,289.27	-

13	Other Income	DEP	CURRENT YEAR	PREVIOUS YEAR
	A. Interest on Term Deposits			
	a) with scheduled banks		-	-
	b) with non scheduled banks		-	-
	c) with institutions		-	-
	B. Interest on Saving Accounts with Banks		-	
	a) With Scheduled Banks	2,19,278.00	1,61,20,769.60	10,11,96,507.79
	C. Other Misc Fee		-	7,83,738.11
	a) RTI fees	280.00	1,02,128.00	-
	b) Regional Centre		5,83,542.00	33,31,103.49
	c) Other Misc. Receipts	1,34,680.00	56,05,314.70	60,29,596.52
	d) Rent Income		-	-
	-Bank		2,64,000.00	2,78,520.00
	-Canteen		1,500.00	-
	Total	3,54,238.00	2,26,77,254.30	11,16,19,465.91

2,37,45,347.01

82

2019-20

I.K.G PUNJAB TECHNICAL UNIVERSITY

10	Academic Receipts	DEP	CURRENT YEAR	PREVIOUS YEAR
	Fee From Students			
	Academic			
	1. Tuition Fee			
	2. Admission Fee		3,36,13,786.00	2,96,24,474.18
	3. Ph.d Fees/Thesis Fee	867270.00	6,38,42,270.00	8,20,05,567.00
	4. Library Admission Fee		2,17,46,231.70	2,13,61,215.00
	5. Application processing fee		-	-
	6. Laboratory fee		24,30,000.00	
	7. Inspection fee		-	-
	8. Art & Craft Fee		33,63,000.00	
	9. Registration fee		-	-
	10. Syllabus Fee		-	46,200.00
	11. Affiliation Fee		-	1,200.00
	Total (A)	8,67,270.00	7,67,14,225.00	8,42,82,500.00
			20,17,09,512.70	21,73,21,156.18
	TEACHING			
	1. Architecture Income		-	-
	2. Chemical Sciences Income		-	-
	3. Civil Engg. Income		2,86,100.00	8,19,350.00
	4. Computer Sciences & Engg. Income		47,52,842.00	28,10,100.00
	5. Electrical Engg. Income		1,40,77,526.28	97,27,025.00
	6. Electronic & Communication Engg Income		48,02,784.00	27,28,250.00
	7. Food Engg. Income		48,65,567.00	23,50,600.00
	8. Hostel Fees		15,95,352.00	11,48,270.00
	9. HOTEL MANAGEMENT INCOME		78,90,272.00	48,81,645.00
	10. Human Value & ethics Income		94,000.00	
	11. Management Studies Income		-	-
	12. Mathematical Sciences Income		22,72,500.00	25,48,950.00
	13. Mechanical Engg. Income		3,47,950.00	4,58,050.00
	14. Media & Mass Communication Income		58,60,100.00	36,79,600.00
	15. Physical Sciences Income		3,85,800.00	3,97,775.00
	16. Admission Fees		1,86,500.00	9,28,650.00
	17. Counselling Fees		-	22,000.00
	18. Course Work French Language		94,58,000.00	-
	19. Entrance Test Exam Fees		3,36,000.00	7,45,000.00
	20. PMS Fees received from govt 2018-19		-	28,250.00
	21. PMS Fees received from govt 2019-20		-	1,48,78,500.00
	Total (B)	-	1,22,72,200.00	
			6,94,83,493.28	4,81,52,015.00
	Examinations			
	1. Admission test fee		-	-
	2. SRF Fess		-	-
	3. Examination Fee		-	-
	4. Mark Sheet, Certificate fee, Degree, PDC	5,59,150.00	42,13,47,400.00	37,91,34,115.00
	5. Centre Creation Fees	98,91,552.00	10,15,85,729.00	5,19,69,649.01
	Total (C)		-	10,95,500.00
		1,04,50,702.00	52,29,33,129.00	43,21,99,264.01
	Other Fees			
	1. Other Academic Receipts/Revaluation/Fine/REAPPEAR/SRF	3,76,750.00	10,92,94,584.10	11,16,26,870.00
	2. Sale of Tender Documents		13,000.00	-
	3. Document Fee		31,000.00	
	4. Sports Fees+		17,02,800.00	17,55,000.00
	5. Youth Festival Fees		16,80,000.00	17,47,500.00
	6. Fees from Foreign Language Course		1,08,000.00	3,88,000.00
	7. Development Fund		-	20,05,800.00
	8. Hostel & Mess Fees		6,51,646.00	13,14,954.50
	9. Regional Centre		1,24,08,434.33	1,09,57,996.05
	Total (D)	3,76,750.00	12,58,89,464.43	12,97,96,120.55

A:

Sale of Publications		-	
1. Sale of syllabus and question paper		-	-
2. Sale of prospectus including admission forms		-	-
Total (E)		-	-
Total (A+B+C+D+E)	1,16,94,722.00	92,00,15,599.41	82,74,68,555.74
		1,02,54,03,500	

11 Grants & Donations	DEP	CURRENT YEAR	PREVIOUS YEAR
1. Central Government		-	-
2. State Government		-	-
3. Government Agencies		-	-
4. Institutions/ Welfare Bodies		-	-
5. International Organisations		-	-
Total	-	-	-

12 Income from Investments	DEP	CURRENT YEAR	
		Designated/ Earmarked Funds	General Fund
1. Interest			
a) on Govt. Securities		-	-
b) Other Bonds		39,43,78,256	-
2. Income Received			
a) Each fund separately		-	-
3. Income Accrued			
a) Each fund separately		-	-
4. Others			
a) Interest on Fixed Deposits with Scheduled Banks		40,76,50,163.34	-
Total	-	80,20,28,419.34	-

13 Other Income	DEP	CURRENT YEAR	PREVIOUS YEAR
A. Interest on Term Deposits			
a) with scheduled banks		-	-
b) with non scheduled banks		-	-
c) with institutions		-	-
B. Interest on Security (PSEB)		1,90,129.00	
C. Interest on Saving Accounts with Banks		-	
a) With Scheduled Banks	5,29,726.00	1,70,16,722.35	1,61,20,769.60
D. Other Misc Fee		-	-
a) RTI fees	-	-	1,02,128.00
b) Regional Centre		-	5,83,542.00
c) Other Misc. Receipts	226.00	8,58,99,632.81	56,05,314.70
d) Sale of Scrap		19,39,216.50	
e) Crech fee		50,000.00	
f) Rent Income		-	-
-Bank		2,92,200.00	2,64,000.00
-Canteen		-	1,500.00
Total	5,29,952.00	10,53,87,900.66	2,26,77,254.30

1,22,24,674.00

80

2018-16

PUNJAB TECHNICAL UNIVERSITY

15	Academic Expenses	DEP	CURRENT YEAR	PREVIOUS YEAR
	a) Laboratory fee		4,460.00	2,24,252.00
	b) Field work/ Participation Fee		-	-
	c) Seminar/Workshop		37,73,777.46	7,67,574.00
	d) Payment to visting faculty		-	19,44,000.00
	e) Examination	2,44,70,376.00	19,17,19,712.10	23,66,60,042.00
	f) Student Welfare Expense		88,30,882.00	99,41,421.00
	g) Admission Expenses	4,37,35,600.00	4,57,17,100.00	1,12,09,998.00
	h) Convocation Expense		23,181.00	1,43,57,179.99
	i) Publication		-	-
	j) Stipend/ means-cum-merit scholarship		25,93,500.00	56,63,808.00
	k) Subscription Expense		6,32,384.00	-
	l) Others			
	Foreign Languages Course (Mohali)		-	5,42,260.00
	Inspection Expenses		9,79,243.00	9,86,294.00
	IDP/Super 50 Project		-	15,000.00
	Faculty Training & Development Expenses		52,40,715.00	56,43,322.47
	Enterprenurship Development and Incubation Centre		19,86,022.00	35,03,944.00
	Grant in Aid- Research Activities/TQUIP Etc.		2,18,10,496.00	10,93,480.00
	Destination of Punjab		14,31,866.00	7,53,27,845.00
	Share of Establishment Fees to RC		-	2,55,000.00
	LMS Project	1,00,32,383.00	1,00,32,383.00	1,34,65,650.00
	LC Share		-	18,75,38,635.00
	Skill development/ Conferences & Function Exp	18,07,279.00	45,21,851.00	22,38,173.00
	Restructuring of DEP	2,64,05,808.00	2,64,05,808.00	8,81,73,330.63
	International conference	16,580.00	6,98,118.00	53,919.00
	Lease		13,71,025.00	2,66,375.00
	Printing & Stationery		13,13,943.00	15,13,453.00
	Other Administrative Expenses		18,19,095.00	43,47,601.83
	Grant in Aid (GZS Bathinda)		-	1,76,45,000.00
	Expenditure - Regional Centres		3,15,98,045.45	4,11,31,836.00
	Expenditure - Bathinda Campus		-	26,00,28,744.48
	Total	10,64,68,026.00	36,25,03,607.01	98,78,41,695.40

+

1 2 3 4

RB

79

16-17

PUNJAB TECHNICAL UNIVERSITY				
15	Academic Expenses	DEP	CURRENT YEAR	PREVIOUS YEAR
	a) Laboratory fee		11,090.00	4,460.00
	b) Field work/ Participation Fee		-	-
	c) Seminar/Workshop		28,64,961.00	37,73,777.46
	d) Scholarship		1,75,831.00	-
	e) Examination	56,53,862.00	17,00,36,206.00	19,17,19,712.10
	f) Student Welfare Expense		69,21,774.00	88,30,882.00
	g) Admission Expenses		2,48,25,404.00	4,57,17,100.00
	h) Convocation Expense		7,78,220.00	23,181.00
	i) Publication		-	-
	j) Stipend/ means-cum-merit scholarship		3,45,387.00	25,93,500.00
	k) Subscription Expense		13,93,024.00	6,32,384.00
	l) Others			
	Foreign Languages Course (Mohali)		-	-
	Inspection Expenses		5,37,167.00	9,79,243.00
	IDP/Super 50 Project		5,42,000.00	-
	Faculty Training & Development Expenses	2,26,592.00	28,70,835.88	52,40,715.00
	Enterprenurship Development and Incubation Centre		34,67,831.00	19,86,022.00
	Grant in Aid- Research Activities/TQUIP Etc.		44,49,847.00	2,18,10,496.00
	Honorarium to Guest Faculty	14,54,500.00	1,09,77,724.00	-
	Destination of Punjab		-	14,31,866.00
	Share of Establishment Fees to RC		-	-
	LMS Project		-	1,00,32,383.00
	Conferences & Function Exp		43,43,520.00	45,21,851.00
	Restructuring of DEP		-	2,64,05,808.00
	International conference	10,000.00	35,02,228.80	6,98,118.00
	Lease Line Rent		5,74,487.00	13,71,025.00
	Printing & Stationery	11,97,971.00	23,45,951.00	13,13,943.00
	Other Administrative Expenses	9,47,370.00	23,21,746.00	18,19,095.00
	Expenditure - Regional Centres		2,54,70,456.17	3,15,98,045.45
	Total	94,90,295.00	26,87,55,690.85	36,25,03,607.01

1
2
3




4
5
6
7
8
9
10
11
12
13
14
15
16
17
18
19
20
21
22
23
24
25
26
27
28
29
30
31
32
33
34
35
36
37
38
39
40
41
42
43
44
45
46
47
48
49
50
51
52
53
54
55
56
57
58
59
60
61
62
63
64
65
66
67
68
69
70
71
72
73
74
75
76
77
78
79
80
81
82
83
84
85
86
87
88
89
90
91
92
93
94
95
96
97
98
99
100



78

2017-18

PUNJAB TECHNICAL UNIVERSITY

15	Academic Expenses	DEP	CURRENT YEAR	PREVIOUS YEAR
	a) Laboratory fee		-	11,090.00
	b) Field work/ Participation Fee		-	-
	c) Seminar/Workshop		55,405.00	28,64,961.00
	d) Scholarship		4,00,500.00	1,75,831.00
	e) Examination	-	1140,55,700.00	1700,36,206.00
	f) Student Welfare Expense		28,11,323.00	69,21,774.00
	g) Admission Expenses		267,82,573.00	248,25,404.00
	h) Convocation Expense		46,625.00	7,78,220.00
	i) Publication		-	-
	j) Stipend/ means-cum-merit scholarship		-	3,45,387.00
	k) Subscription Expense/membership subscription		-	13,93,024.00
	l) Others		-	-
	Foreign Languages Course (Mohali)		28,900.00	-
	Inspection Expenses/academic audit		19,97,983.00	5,37,167.00
	IDP/Super 50 Project		-	5,42,000.00
	Faculty Training & Development Expenses/training placement	-	58,29,916.00	28,70,835.88
	Enterprenurship Development and Incubation Centre		10,25,750.00	34,67,831.00
	Grant in Aid- Research Activities/TQUIP Etc		8,09,323.00	44,49,847.00
	Honorarium to Guest Faculty	17,000.00	85,75,580.00	109,77,724.00
	Destination of Punjab		-	-
	Share of Establishment Fees to RC		-	-
	Cultural Affairs Expenses		-	-
	NSS		-	-
	Educational Visit		5,49,360.00	-
	Hostel Expenses		2,61,983.00	-
	Meeting Expenses		85,49,080.99	-
	Sports A/fair		-	-
	LMS Project		-	-
	Conferences & Function Exp/alumni association		50,07,467.00	43,43,520.00
	Restructuring of DEP		-	-
	International conference	-	8,11,515.00	35,02,228.80
	Counselling Expenses (Software Charges etc)		66,094.00	-
	Lease Line Rent	-	7,73,327.00	5,74,487.00
	Advertisement Expenses		-	-
	Printing & Stationery	-	-	23,45,951.00
	Other Administrative Expenses	100,49,287.00	102,59,427.00	23,21,746.00
	Expenditure - Regional Centres		183,65,997.35	254,70,456.17
	Total	100,66,287.00	2070,63,829.34	2687,55,690.85
	TEACHING EXPENSES			
	Architecture Expense		50,000.00	
	Chemical Sciences Expenses		18,21,215.00	
	Civil Engg Expenses		8,38,977.56	
	Computer Sciences & Engg Expenses		7,44,591.86	
	Electrical Engg Expenses		2,74,080.00	
	Electronic & communication Engg		2,74,523.66	
	Food Engg Expenses		2,11,796.28	
	Human Value & Ethics Expenses		32,593.00	
	Management Studies		65,27,590.38	
	Mathematical Sciences		1,19,311.24	
	Mechanical Engg Expenses		8,26,166.18	
	Media & Mass Communication Expenses		81,661.84	
	Physical Sciences Exp		5,52,947.00	
	Teacher Training & education		2,26,130.00	
	Total		125,81,584.00	
	GRAND TOTAL		2196,45,413.34	

PUNJAB TECHNICAL UNIVERSITY

Academic Expenses	DEP	CURRENT YEAR	PREVIOUS YEAR
a) Laboratory Expense		9,682.00	-
b) Affiliation Fee		1,00,000.00	-
c) Seminar/Workshop		95,754.00	55,405.00
d) Scholarship		1,25,000.00	4,00,500.00
e) Examination	2,27,955.00	782,66,402.00	1140,55,700.00
f) Evaluation/Revaluation	24,550.00	323,87,439.00	-
g) Student Welfare Expense		40,000.00	38,11,323.00
h) Admission / Counselling Expenses		68,44,111.69	267,82,573.00
i) Convocation Expense		4,18,241.00	46,625.00
j) Publication		-	-
k) Stipend/ means-cum-merit scholarship		47,466.00	-
l) Subscription Expense/membership subscription		-	-
m) Others		-	-
Foreign Languages Course (Mohali)		-	28,900.00
Inspection Expenses/academic audit		13,16,308.00	19,97,983.00
Research E Journal, Subscription, Membership		182,15,733.08	-
Faculty Training & Development Expenses/training placement		76,51,993.72	58,29,916.00
Entrepreneurship Development and Incubation Centre		7,58,477.14	10,25,750.00
Grant in Aid- Research Activities/TQUP/Organising conference Etc		30,000.00	8,09,323.00
Honorarium to Guest Faculty	1,16,000.00	110,08,230.00	85,75,580.00
Model Centre Expenses		-	-
Table Marking Expense		-	-
Destination of Punjab		-	-
Share of Establishment Fee to RC		-	-
Cultural Affairs Expenses		36,85,827.00	-
Counselling Expense		0.00	-
NSS		1,29,579.00	-
Educational Visit		-	5,49,360.00
Hostel Expenses		26,45,258.00	2,61,983.00
Meeting Expenses	1,32,688.00	149,82,542.21	85,49,080.99
Sports Affair		31,53,864.00	-
Student Facilitation Centre Expense		1,56,840.00	-
Course Material/Digital Content/LMS	51,50,135.00	51,50,135.00	-
Conferences & Function Exp/alumni association		14,28,720.00	50,07,467.00
Restructuring of DEP		-	-
International conference		50,44,428.00	8,11,515.00
Software & IT charges		27,89,451.00	66,094.00
Lease Line Rent		11,73,320.00	7,73,327.00
Advertisement Expenses		-	-
Printing & Stationery		-	-
Other Administrative Expenses		-	102,59,427.00
Expenditure - Regional Centres		93,28,817.10	183,65,907.35
Total	56,51,328.00	2069,83,618.94	2070,63,829.34
TEACHING EXPENSES			
Architecture Expense		-	50,000.00
Chemical Sciences Expenses		18,86,543.00	18,21,215.00
Civil Engg Expenses		13,82,422.00	8,38,977.56
Computer Sciences & Engg Expenses		10,55,441.00	7,44,591.86
Electrical Engg. Expenses		10,34,836.00	2,74,080.00
Electronic & communication Engg.		5,23,910.00	2,74,523.66
Food Engg. Expenses		11,04,810.00	2,11,796.28
Human Value & Ethics Expenses		-	32,593.00
Management Studies		10,71,289.00	65,27,590.38
Mathematical Sciences		7,22,840.00	1,19,311.24
Mechanical Engg Expenses		18,79,815.00	8,20,166.18
Media & Mass Communication Expenses		8,18,509.00	81,661.84
Physical Sciences Exp		6,69,487.00	5,52,047.00
Teacher Training & education		2,56,932.00	2,26,130.00
Total		144,26,834.00	135,81,584.00
GRAND TOTAL		2214,10,452.94	2196,45,413.34

76

19-20

PUNJAB TECHNICAL UNIVERSITY

15	Academic Expenses	DEP	CURRENT YEAR	PREVIOUS YEAR
	a) Laboratory Expense		52,285.00	9,682.00
	b) Affiliation Fee		-	1,00,000.00
	c) Seminar/Workshop		-	95,754.00
	d) Scholarship		50,000.00	1,25,000.00
	e) Examination	40,86,050.00	44,91,977.00	620,11,594.00
	e) Evaluation/Revaluation/Confidential work	-	1160,92,267.10	323,87,439.00
	f) Student Welfare Expense		-	40,000.00
	g) Admission Expenses		-	9,004.00
	h) Convocation Expense		2,08,531.00	4,18,241.00
	i) Publication		-	-
	j) Stipend/ means-cum-merit scholarship		-	47,466.00
	k) Subscription Expense/membership subscription		2,09,568.00	17,700.00
	j) Others		-	-
	Foreign Languages Course (Mohali)		4,82,275.00	-
	Inspection Expenses/academic audit		13,23,893.00	13,16,308.00
	CONDUCTING EXTERNAL PROG EXP. ETC (P&D)		5,56,939.00	-
	Research E Journal, Subscription, Membership		224,09,899.95	181,98,033.08
	Faculty Training & Development Expenses/training placement		5,91,689.00	76,51,993.72
	Enterpenurship Development and Incubation Centre		2,46,552.00	7,58,477.14
	Grant in Aid- Research Activities/TQUIP/Organising conference Etc.		35,000.00	30,000.00
	Honorarium to Guest Faculty	-	126,22,888.00	110,08,230.00
	Model Centre Expenses		-	10,96,481.00
	REFUND OF SECURITY		8,26,270.00	-
	DEVELOP & INOVATION FUND EXP IIT ROPAR		29,48,695.00	-
	Table Marking Expense		-	2,01,540.00
	Destination of Punjab		-	-
	WORKSHOP EXP.		1,50,499.00	-
	Share of Establishment Fees to RC		-	-
	Cultural Affairs Expenses		27,19,638.00	36,85,827.00
	Counselling Expense		39,55,726.00	68,35,107.69
	Director Camps		2,70,865.44	-
	NSS		80,825.00	1,29,579.00
	Educational Visit		-	-
	Hostel Expenses		6,65,918.00	26,45,258.00
	Meeting Expenses	52,189.00	219,23,389.15	149,82,542.21
	Sports Affair		47,23,867.00	31,53,864.00
	Student Facilitation Centre Expense		-	1,56,840.00
	Couse Material/Digital Content/LMS	7,10,892.00	7,10,892.00	51,50,135.00
	Conferences & TRAINING EXP/alumini association		57,26,832.00	14,28,720.00
	Restructuring of DEP		-	-
	International conference		-	50,44,428.00
	Software & IT charges/Networking		146,91,663.00	27,89,451.00
	Lease Line Rent		1,84,864.00	11,73,320.00
	Advertisement Expenses		-	-
	Printing & Stationery		-	-
	Other Administrative Expenses		-	-
	Expenditure - Regional Centres		77,61,191.36	93,28,817.10
	Total	48,49,131.00	2267,14,899.00	1920,26,831.94
	TEACHING EXPENSES			
	Architecture Expense		-	-
	Chemical Sciences Expenses		19,93,818.00	18,86,543.00
	Civil Engg Expenses		24,32,553.00	13,82,422.00
	Computer Sciences & Engg Expenses		26,00,649.00	10,55,441.00
	Electrical Engg. Expenses		17,71,708.00	10,54,836.00
	Electronic & communication Engg.		48,81,446.00	5,23,910.00
	Food Engg. Expenses		35,35,020.00	11,04,810.00
	Management Studies		29,07,100.00	30,71,289.00
	Mathematical Sciences		8,52,891.00	7,22,840.00
	Mechanical Engg Expenses		31,75,350.00	18,79,815.00
	Media & Mass Communication Expenses		21,78,646.00	8,18,509.00
	Physical Sciences Exp		13,84,320.00	6,69,487.00
	Teacher Training & education		50,120.00	2,56,932.00
	Total		277,63,621.00	144,26,834.00
	GRAND TOTAL		2544,78,520.00	2064,53,665.94

75

2015-16

PUNJAB TECHNICAL UNIVERSITY

16	Office & Administrative Expenses	DEP	CURRENT YEAR	PREVIOUS YEAR
	a) Electricity & Water Charges		1,16,20,387.00	1,13,18,566.52
	b) Insurance		-	-
	c) Rent, Rates and Taxes		-	-
	d) Postage & telegram		56,72,795.00	69,77,934.00
	e) Printing & stationary	4,87,454.00	28,82,655.00	84,03,046.00
	f) Travelling & conveyance Expenses	6,35,178.00	23,92,994.00	14,23,362.00
	g) Hospitality	9,43,317.00	64,61,014.89	1,09,31,856.80
	h) Auditors Remuneration		93,380.00	43,92,848.00
	i) Professional Charges	41,94,757.00	73,97,479.00	1,14,08,373.00
	j) Advertisement & Publicity	10,70,429.00	79,60,267.00	1,58,20,527.00
	k) Magazines & Journals		1,50,83,163.03	17,03,278.43
	l) Other Expense			
	Misc. Honorarium		49,03,569.00	15,95,328.00
	Office Expenses	7,84,127.00	27,24,786.03	36,79,092.00
	University Association Fees		-	30,66,656.00
	Horticulture	-	15,34,940.00	16,87,378.00
	Depreciation	3,64,665.00	6,50,32,266.50	6,76,53,512.00
	Other Administrative Expenses	63,394.93	9,01,043.93	6,27,370.00
	Total	85,43,321.93	13,46,60,740.38	15,06,89,127.75
17	Transportation Expenses	DEP	CURRENT YEAR	PREVIOUS YEAR
	1. Vehicles (owned by educational institution)			
	a) Running expenses	2,29,252.00	1,03,06,493.00	96,20,995.00
	b) Repairs & Maintenance	-	-	-
	c) Insurance Expenses	-	-	-
	2. Vehicles taken on rent /lease			
	a) Rent /lease expenses	-	-	-
	Total	2,29,252.00	1,03,06,493.00	96,20,995.00
18	Repairs & maintenance	DEP	CURRENT YEAR	PREVIOUS YEAR
	Repair & Maintenance/AMC Expenses	1,38,873.00	96,66,707.00	1,02,33,715.00
	Total	1,38,873.00	96,66,707.00	1,02,33,715.00
19	Finance Costs	DEP	CURRENT YEAR	PREVIOUS YEAR
	a) Interest on fixed loans		-	-
	b) Interest on other loans		-	-
	c) Bank charges		1,18,805.50	2,11,663.03
	Total		1,18,805.50	2,11,663.03
20	Other Expenses	DEP	CURRENT YEAR	PREVIOUS YEAR
	a) Provision for bad and doubtful debts/advances	0	-	-
	b) Irrevocable balances written off	0	-	-
	c) Others	0	-	-
	Total		-	-

11,53,79,472.93

PUNJAB TECHNICAL UNIVERSITY

16	Office & Administrative Expenses	DEP	CURRENT YEAR	PREVIOUS YEAR
	a) Electricity & Water Charges	-	146,29,069.00	116,20,387.00
	b) Insurance	-	-	-
	c) Rent, Rates and Taxes	-	-	-
	d) Postage & telephone	-	77,66,098.00	56,72,795.00
	e) Printing & stationary	-	48,68,206.00	28,82,655.00
	f) Travelling & conveyence Expenses	3,96,754.00	42,09,337.00	23,92,994.00
	g) Hospitality	5,35,755.00	73,43,225.65	64,61,014.89
	h) Auditors Remuneration	-	16,36,252.00	93,380.00
	i) Professional Charges	10,18,960.00	118,71,603.00	73,97,479.00
	j) Advertisement & Publicity	37,75,376.00	210,82,389.00	79,60,267.00
	k) Magzines & Journals	-	56,46,242.00	150,83,163.03
	l) Other Expense	-	-	-
	Misc. Honorarium		2,15,000.00	49,03,569.00
	Office Expenses	6,98,897.00	45,51,907.54	27,24,786.03
	University Association Fees	-	-	-
	TDS		-	-
	Horticulture	-	33,97,460.00	15,34,940.00
	Depreciation	3,32,320.00	1158,39,330.00	650,32,266.50
	Other Administrative Expenses	3,70,365.00	15,52,752.00	9,01,043.93
	Total	71,28,427.00	2046,08,871.19	1346,60,740.38

17	Transportation Expenses	DEP	CURRENT YEAR	PREVIOUS YEAR
	1. Vehicles (owned by educational institution)			
	a) Running expenses	2,22,849.00	68,94,940.00	103,06,493.00
	b) Repairs & Maintenance	-	-	-
	c) Insurance Expenses	-	2,27,590.00	-
	2. Vehicles taken on rent /lease			
	a) Rent /lease expenses	-	65,58,347.00	-
	Total	2,22,849.00	136,80,877.00	103,06,493.00

18	Repairs & Maintenance	DEP	CURRENT YEAR	PREVIOUS YEAR
	Repairs & Maintenance/AMC Expenses	69,549.00	74,32,332.00	96,66,707.00
	Total	69,549.00	74,32,332.00	96,66,707.00

19	Finance Costs	DEP	CURRENT YEAR	PREVIOUS YEAR
	a) Interest on fixed loans	-	-	-
	b) Interest on other loans	-	-	-
	c) Bank charges	1,23,073.43	5,23,722.66	1,18,805.50
	Total	1,23,073.43	5,23,722.66	1,18,805.50

20	Other Expenses	DEP	CURRENT YEAR	PREVIOUS YEAR
	a) Provision for bad and doubtful debts/advances	0	-	-
	b) Irrevocable balances written off	0	-	-
	c) Others	0	-	-
	Total	0	-	-

Handwritten signatures and initials in blue ink. The top row contains a small '21', a stylized 'B', a cursive 'Z', and a crossed-out 'B'. The bottom row features a large, flowing signature on the left and a signature with 'H' and 'H' initials on the right.

2017-18

PUNJAB TECHNICAL UNIVERSITY

16	Office & Administrative Expenses	DEP	CURRENT YEAR	PREVIOUS YEAR
	a) Electricity & Water Charges	-	231,76,272.00	146,29,069.00
	b) Insurance	-	-	-
	c) Rent, Rates and Taxes	-	-	-
	d) Postage & telephone	-	72,06,451.00	77,66,098.00
	e) Printing & stationery	28,452.00	53,24,726.00	48,68,206.00
	f) Travelling & conveyance Expenses	1,28,298.00	9,36,836.00	42,09,337.00
	g) Hospitality	86,926.00	86,926.00	73,43,225.65
	h) Auditors Remuneration	-	-	16,36,252.00
	i) Professional Charges	11,50,713.00	83,92,729.00	118,71,603.00
	j) Advertisement & Publicity	10,05,817.00	297,53,367.20	210,82,389.00
	k) Magzines & Journals	-	292,88,876.40	56,46,242.00
	l) Legal Expenses	-	-	-
	m) Consultancy exp.	-	25,94,199.00	-
	n) Other Expense	-	-	-
	Misc. Honorarium	-	-	2,15,000.00
	Office Expenses	-	22,01,999.00	45,51,907.54
	University Association Fees	-	-	-
	TA/DA	-	-	-
	Horticulture	-	47,01,210.00	33,97,460.00
	Depreciation	-	1,569,44,482.00	1,158,39,330.00
	Other Administrative Expenses	-	18,13,500.00	15,52,752.00
	Medical exp.	-	-	-
	Total	24,00,206.00	2724,21,573.60	2046,08,871.19
17	Transportation Expenses	DEP	CURRENT YEAR	PREVIOUS YEAR
	1. Vehicles (owned by educational instituion)			
	a) Running expenses	70,084.00	44,84,050.00	68,94,940.00
	b) Repairs & Maintenance	-	3,01,608.00	-
	c) Insurance Expenses	-	1,83,511.00	2,27,590.00
	2. Vehicles taken on rent /lease		-	
	a) Rent /lease expenses	-	75,67,266.00	65,58,347.00
	Total	70,084.00	125,36,435.00	136,80,877.00
18	Repairs & Maintenance	DEP	CURRENT YEAR	PREVIOUS YEAR
	Repairs & Maintenance/AMC Expenses	75,380.00	82,60,236.00	74,32,332.00
	Total	75,380.00	82,60,236.00	74,32,332.00
19	Finance Costs	DEP	CURRENT YEAR	PREVIOUS YEAR
	a) Interest on fixed loans	-	-	-
	b) Interest on other loans	-	-	-
	c) Bank charges	2,115.83	13,25,108.16	5,23,722.66
	Total	2,115.83	13,25,108.16	5,23,722.66
20	Other Expenses	DEP	CURRENT YEAR	PREVIOUS YEAR
	a) Provision for bad and doubtful debts/advances	0	1,85,550.00	3,71,100.00
	b) Irrevocable balances written off	0	-	-
	c) Others	0	4,37,143.70	8,74,287.40
	Total	0	6,22,693.70	12,45,387.40

Handwritten signatures and initials in blue ink.

72

2018-19

PUNJAB TECHNICAL UNIVERSITY

16	Office & Administrative Expenses	DEP	CURRENT YEAR	PREVIOUS YEAR
	a) Electricity & Water Charges		291,57,909.00	231,76,272.00
	b) Insurance		-	-
	c) Rent, Rates and Taxes		-	-
	d) Postage & telephone	1,66,085.00	77,87,843.00	72,06,451.00
	e) Printing & stationery	4,40,038.00	94,08,149.08	53,24,726.00
	f) Travelling & conveyance Expenses		-	9,36,836.00
	g) Hospitality		-	86,926.00
	h) Auditors Remuneration		-	-
	i) Professional Charges/ Legal Expenses	4,16,728.00	93,09,664.00	83,92,729.00
	j) Advertisement & Publicity	80,960.00	74,51,688.43	297,53,367.20
	k) Newspaper/Magazines & Journals		2,63,693.20	292,88,876.40
	l) Legal Expenses	-	-	-
	m) Audit Fee & Consultancy exp.		1,48,606.00	25,94,199.00
	n) Other Expense		-	-
	Misc. Honorarium		5,35,000.00	-
	Office Expenses	1,21,402.00	31,54,853.22	22,01,999.00
	University Association Fees		-	-
	TA/DA	1,51,370.00	6,65,686.00	-
	Horticulture		17,96,150.00	47,01,210.00
	Depreciation		1481,01,849.00	1569,44,482.00
	Other Administrative Expenses		-	18,13,500.00
	Medical exp.		31,82,966.00	-
	Total	13,76,583.00	2209,64,056.93	2724,21,573.60
17	Transportation Expenses	DEP	CURRENT YEAR	PREVIOUS YEAR
	1. Vehicles (owned by educational instituion)			
	a) Running expenses		25,58,904.00	44,84,050.00
	b) Repairs & Maintenance		4,17,589.00	3,01,608.00
	c) Insurance Expenses		-	1,83,511.00
	2. Vehicles taken on rent /lease		-	-
	a) Rent /lease expenses	1,14,052.00	117,88,943.63	75,67,266.00
	Total	1,14,052.00	147,65,436.63	125,36,435.00
18	Repairs & Maintenance	DEP	CURRENT YEAR	PREVIOUS YEAR
	Repairs & Maintenance/AMC Expenses		130,42,447.00	82,60,236.00
	Total	-	130,42,447.00	82,60,236.00
19	Finance Costs	DEP	CURRENT YEAR	PREVIOUS YEAR
	a) Interest on fixed loans	-	-	-
	b) Interest on other loans		-	-
	c) Bank charges	1,236.00	3,09,352.17	13,25,108.16
	Total	1,236.00	3,09,352.17	13,25,108.16
20	Other Expenses	DEP	CURRENT YEAR	PREVIOUS YEAR
	a) Provision for bad and doubtful debts/advances		-	1,85,550.00
	b) Irrevocable balances written off		1,48,550.00	-
	c) Others	0	12,37,151.88	4,37,143.70
	Total	0	13,85,701.88	6,22,693.70

71

2015-20

PUNJAB TECHNICAL UNIVERSITY

16	Office & Administrative Expenses	DEP	CURRENT YEAR	PREVIOUS YEAR
	a) Electricity & Water Charges		326,21,925.00	291,57,909.00
	b) Insurance		-	-
	c) Rent, Rates and Taxes		-	-
	d) Postage & telephone	-	100,00,632.00	77,87,843.00
	e) Printing & stationary	2,01,919.00	226,40,477.00	189,71,002.08
	f) Travelling & conveyence Expenses		-	21,800.00
	g) Hospitality		-	-
	h) Auditors Remuneration		-	-
	i) Professional Charges		-	-
	j) Advertisement & Publicity	7,716.00	61,02,403.22	74,51,688.43
	k) Newspaper/Magazines & Journals		2,39,830.50	2,63,693.20
	l) Legal Expenses	7,24,365.00	96,99,067.00	93,09,664.00
	m) Function Expenses		135,27,365.00	
	n) Audit Fee & Consultancy exp.		-	1,48,606.00
	o) Other Expense			
	Misc. Honorarium		-	5,35,000.00
	NBA & NAAC EXP		1,01,081.00	-
	Office Expenses	1,26,498.00	11,88,851.00	31,54,853.22
	Registration fee		70,990.00	-
	TA/DA	-	1,06,075.00	60,37,820.00
	Horticulture		3,39,608.00	17,96,150.00
	Depreciation	2,41,243.00	2207,24,966.00	1481,01,849.00
	Other Administrative Expenses		-	-
	Total	13,01,741.00	3173,63,270.72	2327,37,877.93

17	Transportation Expenses	DEP	CURRENT YEAR	PREVIOUS YEAR
	1. Vehicles (owned by educational instituion)			
	a) Running expenses		16,28,779.00	25,58,904.00
	b) Repairs & Maintenance		4,86,364.00	4,17,589.00
	c) Insurance Expenses		4,26,146.00	-
	2. Vehicles taken on rent /lease		-	-
	a) Rent /lease expenses	-	99,32,768.00	117,88,943.63
	Total	-	124,74,057.00	147,65,436.63

18	Repairs & Maintenance	DEP	CURRENT YEAR	PREVIOUS YEAR
	Repairs & Maintenance/AMC Expenses	39,925.00	209,43,355.00	130,42,447.00
	Total	39,925.00	209,43,355.00	130,42,447.00

19	Finance Costs	DEP	CURRENT YEAR	PREVIOUS YEAR
	a) Interest on fixed loans	-	-	-
	b) Interest on other loans		-	-
	c) Bank charges	5,884.20	4,35,665.67	3,09,352.17
	Total	5,884.20	4,35,665.67	3,09,352.17

20	Other Expenses	DEP	CURRENT YEAR	PREVIOUS YEAR
	a) Provision for bad and doubtful debts		1,15,750.00	-
	b) Irrevocable balances written off		-	1,48,550.00
	c) Others	4273.00	446,31,863.05	12,37,151.88
	Total	4273.00	447,47,613.05	13,85,701.88

70

F.Y. 2015-16 (Audited Statement)

I.K.G PUNJAB TECHNICAL UNIVERSITY

10	Academic Receipts	DEP	CURRENT YEAR	PREVIOUS YEAR
	Fee From Students			
	Academic			
	1. Tuition Fee	26,85,28,838.32	32,15,01,478.32	50,02,70,476.72
	2. Admission Fee		11,12,03,588.83	14,52,08,437.83
	3. Enrolment Fee(Ph.D.)	8,81,550.00	2,52,03,497.00	2,49,40,348.39
	4. Library Admission Fee		-	-
	5. Laboratory fee		-	-
	6. Art & Craft Fee		-	-
	7. Registration fee	-	-	-
	8. Syllabus Fee		-	-
	9. Affiliation Fee		10,97,38,311.00	13,71,00,225.00
	Total (A)	26,94,10,388.32	56,76,46,875.15	80,75,19,487.94
	Examinations			
	1. Admission test fee		-	-
	2. Annual Examination Fee		65,65,27,539.00	74,35,64,505.00
	3. Mark Sheet, Certificate fee	2,67,250.00	1,81,22,975.00	1,45,55,673.00
	Total (B)	2,67,250	67,46,50,514.00	75,81,20,178.00
	Other Fees			
	1. Other Academic Receipts	4,42,650.00	1,12,37,800.00	2,25,04,038.98
	2. Miscellaneous Receipts	42,357.00	44,457.00	54,064.00
	3. Sale of Tender Documents		-	30,000.00
	4. Sports Fees+		22,94,625.00	22,74,475.00
	5. Youth Festival Fees		23,18,500.00	22,80,000.00
	6. Fees from Foreign Language Course		-	2,82,000.00
	7. Other Misc. Receipts		20,54,654.00	39,92,014.50
	8. Development Fund		65,87,700.00	50,25,800.00
	9. Regional Centre/ GZS Bathinda		4,56,93,173.00	39,88,67,554.69
	Total(C)	4,85,007	7,02,30,909.00	43,53,09,947.17
	Sale of Publications			
	1. Sale of syllabus and question paper		-	-
	2. Sale of prospectus including admission forms		-	-
	Total (D)		-	-
	Total (A+B+C+D)	27,01,62,645.32	1,31,26,28,298.15	2,00,09,49,613.11
11	Grants & Donations	DEP	CURRENT YEAR	PREVIOUS YEAR
	1. Central Government	-	46,10,888	-
	2. State Government	-	-	-
	3. Government Agencies	-	-	-
	4. Institutions/ Welfare Bodies	-	-	-
	5. International Organisations	-	-	-
	Total		46,10,888	-
12	Income from Investments	DEP	CURRENT YEAR	
			Designated/ Earmarked Funds	General Fund
	1. Interest			
	a) on Govt. Securities		-	-
	b) Other Bonds		-	-
	2. Income Received			
	a) Each fund separately		-	-
	3. Income Accrued			
	a) Each fund separately		-	-
	4. Others			
	a) Interest on Fixed Deposits with Scheduled Banks	7,91,507.00	96,69,45,452.28	2,61,14,978.43
	Total	7,91,507.00	96,69,45,452.28	2,61,14,978.43

13	Other Income	DEP	CURRENT YEAR	PREVIOUS YEAR
	A. Interest on Term Deposits	-		
	a) with scheduled banks	-	-	-
	b) with non scheduled banks	-	-	-
	c) with institutions	-	-	-
	B. Interest on Saving Accounts with Banks			
	a) With Scheduled Banks	34,42,960.00	4,38,81,577.48	1,90,22,288.09
	C. Other Misc Fee			
	a) RTI fees	419.00	1,25,902.00	1,10,990.00
	b) Regional Centre			
	c) Other Misc. Receipts		53,60,620.14	29,22,127.69
	Total	34,43,379.00	4,93,68,099.62	2,20,55,405.78

27,43,97,531.32

B.

2016-12

L.K.G PUNJAB TECHNICAL UNIVERSITY				
10	Academic Receipts	DEP	CURRENT YEAR	PREVIOUS YEAR
	Fee From Students			
	Academic			
	1. Tuition Fee	2,80,13,211.50	7,05,10,258.50	32,15,01,478.32
	2. Admission Fee	-	9,47,65,211.50	11,12,03,588.83
	3. Enrolment Fee(Ph.D.)	-	2,39,42,466.00	2,52,03,497.00
	4. Library Admission Fee	-	-	-
	5. Laboratory fee	-	-	-
	6. Art & Craft Fee	-	-	-
	7. Registration fee	-	-	-
	8. Syllabus Fee	-	-	-
	9. Affiliation Fee	-	13,19,20,278.01	10,97,38,311.00
	Total (A)	2,80,13,211.50	29,31,25,002.51	56,76,46,875.15
	Examinations		-	-
	1. Admission test fee	-	-	-
	2. Annual Examination Fee	80,46,229.00	58,17,24,296.00	65,65,27,539.00
	3. Mark Sheet , Certificate fee	30,70,832.00	1,54,44,225.00	1,81,22,975.00
	Total (B)	1,11,17,061.00	59,71,68,521.00	67,46,50,514.00
	Other Fees			
	1. Other Academic Receipts	4,58,617.36	2,21,64,643	1,33,36,911
	2. Sale of Tender Documents	-	-	-
	3. Sports Fees+	-	13,72,500	22,94,625
	4. Youth Festival Fees	-	14,02,500	23,18,500
	5. Fees from Foreign Language Course	-	1,94,000	-
	6. Development Fund	-	58,67,850	65,87,700
	7. Regional Centre	-	3,30,65,450	4,56,93,173
	Total(C)	4,58,617.36	6,40,66,942.88	7,02,30,909.00
	Sale of Publications			
	1. Sale of syllabus and question paper	-	-	-
	2. Sale of prospectus including admission forms	-	-	-
	Toatl (D)	-	-	-
	Total (A+B+C+D)	3,95,88,889.86	95,43,60,466.39	1,31,25,28,298.15
11	Grants & Donations	DEP	CURRENT YEAR	PREVIOUS YEAR
	1. Central Government	-	44,49,847	46,10,888
	2. State Government	-	-	-
	3. Government Agencies	-	-	-
	4. Institutions/ Welfare Bodies	-	-	-
	5. International Organisations	-	-	-
	Total	-	44,49,847	46,10,888
12	Income from Investments	DEP	CURRENT YEAR	
			Designated/ Earmarked Funds	General Fund
	1. Interest			
	a) on Govt. Securities	-	-	-
	b) Other Bonds	-	-	-
	2. Income Received			
	a) Each fund separately	-	-	-
	3. Income Accrued			
	a) Each fund separately	-	-	-
	4. Others			
	a) Interest on Fixed Deposits with Scheduled Banks	-	75,66,11,363.36	1,58,82,032.00
	Total	-	75,66,11,363.36	1,58,82,032.00
13	Other Income	DEP	CURRENT YEAR	PREVIOUS YEAR
	A. Interest on Term Deposits			
	a) with scheduled banks	-	-	-
	b) with non scheduled banks	-	-	-
	c) with institutions	-	-	-
	B. Interest on Saving Accounts with Banks			
	a) With Scheduled Banks	18,19,055	8,10,67,606.87	4,38,81,577.48
	C. Other Misc Fee			
	a) RTI fees	466	1,14,914.00	1,25,902.00
	b) Regional Centre	-	-	-
	c) Other Misc. Receipts	7,50,442	18,97,290.12	53,60,620.14
	d) Rent Income	-	-	-
	-Bank	-	2,36,000.00	-
	-Canteen	-	3,35,083.00	-
	Total	25,69,963.00	8,36,50,893.99	4,93,68,099.62
		4,21,58,852.86		

67

2017-18

I.K.G PUNJAB TECHNICAL UNIVERSITY

10	Academic Receipts	DEP	CURRENT YEAR	PREVIOUS YEAR
	Fee From Students			
	Academic			
	1. Tuition Fee	48,55,847.00	7,21,53,046.00	7,05,10,258.50
	2. Admission Fee	0.00	6,38,07,450.00	6,67,52,000.00
	3. Enrolment Fee(Ph.D.)	-	28339015.00	2,39,42,466.00
	4. Library Admission Fee	-	-	-
	5. Laboratory fee	-	-	-
	6. Art & Craft Fee	-	-	-
	7. Registration fee	-	-	-
	8. Syllabus Fee	-	-	-
	9. Affiliation Fee	-	8,65,11,085.00	13,19,20,278.01
	Total (A)	48,55,847.00	25,08,10,596.00	29,31,25,002.51
	TEACHING			
	1. Architecture Income		1,49,250.00	
	2. Chemical Sciences Income		16,32,062.00	
	3. Civil Engg. Income		16,02,532.00	
	4. Computer Sciences & Engg. Income		64,27,338.00	
	5. Electrical Engg. Income		28,14,008.00	
	6. Electronic & Communication Engg Income		27,78,066.00	
	7. Food Engg. Income		8,08,750.00	
	8. Hostel Fees		38,60,501.64	
	9. Human Value & ethics Income		46,700.00	
	10. Management Studies Income		31,26,275.00	
	11. Mathematical Sciences Income		10,75,749.00	
	12. Mechanical Engg. Income		38,34,908.00	
	13. Media & Mass Communication Income		3,48,775.00	
	14. Physical Sciences Income		6,71,650.00	
	15. Admission Fees 2017-18		88,000.00	
	16. Counselling Fees 2017-18		29,750.00	
	17. Course Work French Language		1,34,000.00	
	18. Entrance Test Exam Fees 2017-18		64,000.00	
	19. Exam Fees M.Tech		1,400.00	
	20. Exam Fees Physics/Physical Sci.		14,700.00	
	21. Foreign Languages Fees		44,000.00	
	22. PMS Fees received from govt 2015-16		3,57,460.00	
	23. PMS Fees received from govt 2016-17		15,82,100.00	
	24. PMS Fees received from govt 2017-18		24,71,950.00	
	Total (B)		3,39,63,924.64	-
	Examinations			
	1. Admission test fee		-	-
	2. Annual Examination Fee	5,34,750.00	57,71,64,214.19	58,17,24,296.00
	3. Mark Sheet , Certificate fee	28,95,950.00	2,43,17,837.00	1,54,44,225.00
	Total (C)	34,30,700.00	60,14,82,051.19	59,71,68,521.00
	Other Fees			
	1. Other Academic Receipts/Revaluation/Fine/SRF	52,80,683.00	1,67,07,058.00	2,21,64,642.98
	2. Sale of Tender Documents		-	-
	3. Sports Fees+		13,95,000.00	13,72,500.00
	4. Youth Festival Fees		13,95,000.00	14,02,500.00
	5. Fees from Foreign Language Course		1,90,000.00	1,94,000.00
	6. Development Fund		31,26,100.00	58,67,850.00
	7. Regional Centre		2,92,46,956.75	3,30,65,449.90
	Total(D)	52,80,683.00	5,20,60,114.75	6,40,66,942.88
	Sale of Publications			
	1. Sale of syllabus and question paper		-	-
	2. Sale of prospectus including admission forms		-	-
	Toatl (E)			
	Total (A+B+C+D+E)	1,35,67,230.00	93,83,16,686.58	95,43,60,466.39

14

66

11	Grants & Donations	DEP	CURRENT YEAR	PREVIOUS YEAR
	1. Central Government		-	44,49,847.00
	2. State Government		-	-
	3. Government Agencies		-	-
	4. Institutions/ Welfare Bodies		-	-
	5. International Organisations		-	-
	Total	-	-	44,49,847.00

12	Income from Investments	DEP	CURRENT YEAR	
			Designated/ Earmarked Funds	General Fund
	1. Interest			
	a) on Govt. Securities		-	-
	b) Other Bonds		-	-
	2. Income Received			
	a) Each fund separately		-	-
	3. Income Accrued			
	a) Each fund separately		-	-
	4. Others			
	a) Interest on Fixed Deposits with Scheduled Banks		56,94,87,062.75	-
	Total	-	56,94,87,062.75	-

13	Other Income	DEP	CURRENT YEAR	PREVIOUS YEAR
	A. Interest on Term Deposits			
	a) with scheduled banks		-	-
	b) with non scheduled banks		-	-
	c) with institutions		-	-
	B. Interest on Saving Accounts with Banks			
	a) With Scheduled Banks	4,45,297.00	10,11,96,507.79	8,10,67,606.87
	C. Other Misc Fee		7,83,738.11	
	a) RTI fees	-	-	1,14,914.00
	b) Regional Centre	-	33,31,103.49	
	c) Other Misc. Receipts	-	60,29,596.52	18,97,290.12
	d) Rent Income			
	-Bank		2,78,520.00	2,36,000.00
	-Canteen		-	3,35,083.00
	Total	4,45,297.00	11,16,19,465.91	8,36,50,893.99

1,40,12,527.00

!

[Handwritten signatures and initials]

65

2018-19

I.K.G PUNJAB TECHNICAL UNIVERSITY

10	Academic Receipts	DEP	CURRENT YEAR	PREVIOUS YEAR
	Fee From Students			
	Academic			
	1. Tution Fee		2,96,24,474.18	7,21,53,046.00
	2. Admission Fee	5851517.00	8,20,05,567.00	6,38,07,450.00
	3. Ph.d Fees/Thesis Fee		2,13,61,215.00	2,83,39,015.00
	4. Registration fee		46,200.00	-
	5. Syllabus Fee	1,200.00	1,200.00	-
	6. Affiliation Fee		8,42,82,500.00	8,65,11,085.00
	Total (A)	58,52,717.00	21,73,21,156.18	25,08,10,596.00
	TEACHING			
	1. Architecture Income		-	1,49,250.00
	2. Chemical Sciences Income		8,19,350.00	16,32,062.00
	3. Civil Engg. Income		28,10,100.00	16,02,532.00
	4. Computer Sciences & Engg. Income		97,27,025.00	64,27,338.00
	5. Electrical Engg. Income		27,28,250.00	28,14,008.00
	6. Electronic & Communication Engg Income		23,50,600.00	27,78,066.00
	7. Food Engg. Income		11,48,270.00	8,08,750.00
	8. Hostel Fees		48,81,645.00	38,60,501.64
	9. Human Value & ethics Income		-	46,700.00
	10. Management Studies Income		25,48,950.00	31,26,275.00
	11. Mathematical Sciences Income		4,58,050.00	10,75,749.00
	12. Mechanical Engg. Income		36,79,600.00	38,34,908.00
	13. Media & Mass Communication Income		3,97,775.00	3,48,775.00
	14. Physical Sciences Income		9,28,650.00	6,71,650.00
	15. Admission Fees		22,000.00	88,000.00
	16. Counselling Fees 2017-18		-	29,750.00
	17. Course Work French Language		7,45,000.00	1,34,000.00
	18. Entrance Test Exam Fees		28,250.00	64,000.00
	19. Exam Fees M.Tech		-	1,400.00
	20. Exam Fees Physics/Physical Sci.		-	14,700.00
	21. Foreign Languages Fees		-	44,000.00
	22. PMS Fees received from govt 2015-16		-	3,57,460.00
	23. PMS Fees received from govt 2016-17		-	15,82,100.00
	24. PMS Fees received from govt 2017-18		-	24,71,950.00
	25. PMS Fees received from govt 2018-19		1,48,78,500.00	-
	Total (B)	-	4,81,52,015.00	3,39,63,924.64
	Examinations			
	1. Admission test fee		-	-
	2. Annual Examination Fee	18,91,880.00	47,86,00,315.00	57,71,64,214.19
	3. Mark Sheet , Certificate fee, Degree, PDC	52,95,812.01	5,19,69,649.01	2,43,17,837.00
	4. Centre Creation Fees		10,95,500.00	
	Total (C)	71,87,692.01	53,16,65,464.01	60,14,82,051.19
	Other Fees			
	1. Other Academic Receipts/Revaluation/Fine/SRF	1,03,50,700.00	1,21,60,670.00	1,67,07,058.00
	2. Sale of Tender Documents		-	-
	3. Sports Fees+		17,55,000.00	13,95,000.00
	4. Youth Festival Fees		17,47,500.00	13,95,000.00
	5. Fees from Foreign Language Course		3,88,000.00	1,90,000.00
	6. Development Fund		20,05,800.00	31,26,100.00
	7. Hostel & Mess Fees		13,14,954.50	-
	8. Regional Centre		1,09,57,996.05	2,92,46,956.75
	Total (D)	1,03,50,700.00	3,03,29,920.55	5,20,60,114.75
	Sale of Publications			
	1. Sale of syllabus and question paper		-	-
	2. Sale of prospectus including admission forms		-	-
	Total (E)			
	Total (A+B+C+D+E)	2,33,91,109.01	82,74,68,555.74	93,83,16,686.58

11	Grants & Donations	DEP	CURRENT YEAR	PREVIOUS YEAR
	1. Central Government		-	-
	2. State Government		-	-
	3. Government Agencies		-	-
	4. Institutions/ Welfare Bodies		-	-
	5. International Organisations		-	-
	Total	-	-	-

12	Income from Investments	DEP	CURRENT YEAR	
			Designated/ Earmarked Funds	General Fund
	1. Interest			
	a) on Govt. Securities		-	-
	b) Other Bonds		36,46,24,867	-
	2. Income Received			
	a) Each fund separately		-	-
	3. Income Accrued			
	a) Each fund separately		-	-
	4. Others			
	a) Interest on Fixed Deposits with Scheduled Banks		49,32,06,422.27	-
	Total	-	85,78,31,289.27	-

13	Other Income	DEP	CURRENT YEAR	PREVIOUS YEAR
	A. Interest on Term Deposits			
	a) with scheduled banks		-	-
	b) with non scheduled banks		-	-
	c) with institutions		-	-
	B. Interest on Saving Accounts with Banks			
	a) With Scheduled Banks	2,19,278.00	1,61,20,769.60	10,11,96,507.79
	C. Other Misc Fee			7,83,738.11
	a) RTI fees	280.00	1,02,128.00	-
	b) Regional Centre		5,83,542.00	33,31,103.49
	c) Other Misc. Receipts	1,34,680.00	56,05,314.70	60,29,596.52
	d) Rent Income		-	-
	-Bank		2,64,000.00	2,78,520.00
	-Canteen		1,500.00	-
	Total	3,54,238.00	2,26,77,254.30	11,16,19,465.91

2,37,45,347.01

63

2019-20

L.K.G PUNJAB TECHNICAL UNIVERSITY

10	Academic Receipts	DEP	CURRENT YEAR	PREVIOUS YEAR
	Fee From Students			
	Academic			
	1. Tution Fee		3,36,13,786.00	2,96,24,474.18
	2. Admission Fee	867270.00	6,38,42,270.00	8,20,05,567.00
	3. Ph.d Fees/Thesis Fee		2,17,46,231.70	2,13,61,215.00
	4. Library Admission Fee		-	-
	5. Application processing fee		24,30,000.00	-
	6. Laboratory fee		-	-
	7. Inspection fee		33,63,000.00	-
	8. Art & Craft Fee		-	-
	9. Registration fee		-	46,200.00
	10. Syllabus Fee	-	-	1,200.00
	11. Affiliation Fee		7,67,14,225.00	8,42,82,500.00
	Total (A)	8,67,270.00	20,17,09,512.70	21,73,21,156.18
	TEACHING			
	1. Architecture Income		-	-
	2. Chemical Sciences Income		2,86,100.00	8,19,350.00
	3. Civil Engg. Income		47,52,842.00	28,10,100.00
	4. Computer Sciences & Engg. Income		1,40,77,526.28	97,27,025.00
	5. Electrical Engg. Income		48,02,784.00	27,28,250.00
	6. Electronic & Communication Engg Income		48,65,567.00	23,50,600.00
	7. Food Engg. Income		15,95,352.00	11,48,270.00
	8. Hostel Fees		78,90,272.00	48,81,645.00
	9. HOTEL MANAGEMENT INCOME		94,000.00	-
	10. Human Value & ethics Income		-	-
	11. Management Studies Income		22,72,500.00	25,48,950.00
	12. Mathematical Sciences Income		3,47,950.00	4,58,050.00
	13. Mechanical Engg. Income		58,60,100.00	36,79,600.00
	14. Media & Mass Communication Income		3,85,800.00	3,97,775.00
	15. Physical Sciences Income		1,86,500.00	9,28,650.00
	16. Admission Fees		-	22,000.00
	17. Counselling Fees		94,58,000.00	-
	18. Course Work French Language		3,36,000.00	7,45,000.00
	19. Entrance Test Exam Fees		-	28,250.00
	20. PMS Fees received from govt 2018-19		-	1,48,78,500.00
	21. PMS Fees received from govt 2019-20		1,22,72,200.00	-
	Total (B)	-	6,94,83,493.28	4,81,52,015.00
	Examinations			
	1. Admission test fee		-	-
	2. SRF Fess		-	-
	3. Examination Fee	5,59,150.00	42,13,47,400.00	37,91,34,115.00
	4. Mark Sheet , Certificate fee, Degree, PDC	98,91,552.00	10,15,85,729.00	5,19,69,649.01
	5. Centre Creation Fees		-	10,95,500.00
	Total (C)	1,04,50,702.00	52,29,33,129.00	43,21,99,264.01
	Other Fees			
	1. Other Academic Receipts/Revaluation/Fine/REAPPEAR/SRF	3,76,750.00	10,92,94,584.10	11,16,26,870.00
	2. Sale of Tender Documents		13,000.00	-
	3. Document Fee		31,000.00	-
	4. Sports Fees+		17,02,800.00	17,55,000.00
	5. Youth Festival Fees		16,80,000.00	17,47,500.00
	6. Fees from Foreign Language Course		1,08,000.00	3,88,000.00
	7. Development Fund	-	-	20,05,800.00
	8. Hostel & Mess Fees		6,51,646.00	13,14,954.50
	9. Regional Centre		1,24,08,434.33	1,09,57,996.05
	Total(D)	3,76,750.00	12,58,89,464.43	12,97,96,120.55

B.

62

Sale of Publications		-	
1. Sale of syllabus and question paper		-	-
2. Sale of prospectus including admission forms		-	-
Total (E)		-	-
Total (A+B+C+D+E)	1,16,94,722.00	92,00,15,599.41	82,74,68,555.74
		1,02,54,03,500	

11 Grants & Donations	DEP	CURRENT YEAR	PREVIOUS YEAR
1. Central Government		-	-
2. State Government		-	-
3. Government Agencies		-	-
4. Institutions/ Welfare Bodies		-	-
5. International Organisations		-	-
Total	-	-	-

12 Income from Investments	DEP	CURRENT YEAR	
		Designated/ Earmarked Funds	General Fund
1. Interest			
a) on Govt. Securities		-	-
b) Other Bonds		39,43,78,256	-
2. Income Received			
a) Each fund separately		-	-
3. Income Accrued			
a) Each fund separately		-	-
4. Others			
a) Interest on Fixed Deposits with Scheduled Banks		40,76,50,163.34	-
Total	-	80,20,28,419.34	-

13 Other Income	DEP	CURRENT YEAR	PREVIOUS YEAR
A. Interest on Term Deposits			
a) with scheduled banks		-	-
b) with non scheduled banks		-	-
c) with institutions		-	-
B. Interest on Security (PSEB)		1,90,129.00	
C. Interest on Saving Accounts with Banks		-	
a) With Scheduled Banks	5,29,726.00	1,70,16,722.35	1,61,20,769.60
D. Other Misc Fee		-	-
a) RTI fees	-	-	1,02,128.00
b) Regional Centre		-	5,83,542.00
c) Other Misc. Receipts	226.00	8,58,99,632.81	56,05,314.70
d) Sale of Scrap		19,39,216.50	
e) Crech fee		50,000.00	
f) Rent Income		-	-
-Bank		2,92,200.00	2,64,000.00
-Canteen		-	1,500.00
Total	5,29,952.00	10,53,87,900.66	2,26,77,254.30

1,22,24,674.00

61

2015-16

PUNJAB TECHNICAL UNIVERSITY

15	Academic Expenses	DEP	CURRENT YEAR	PREVIOUS YEAR
	a) Laboratory fee		4,460.00	2,24,252.00
	b) Field work/ Participation Fee		-	-
	c) Seminar/Workshop		37,73,777.46	7,67,574.00
	d) Payment to visting faculty		-	19,44,000.00
	e) Examination	2,44,70,376.00	19,17,19,712.10	23,66,60,042.00
	f) Student Welfare Expense		88,30,882.00	99,41,421.00
	g) Admission Expenses	4,37,35,600.00	4,57,17,100.00	1,12,09,998.00
	h) Convocation Expense		23,181.00	1,43,57,179.99
	i) Publication		-	-
	j) Stipend/ means-cum-merit scholarship		25,93,500.00	56,63,808.00
	k) Subscription Expense		6,32,384.00	-
	l) Others			
	Foreign Languages Course (Mohali)		-	5,42,260.00
	Inspection Expenses		9,79,243.00	9,86,294.00
	IDP/Super 50 Project		-	15,000.00
	Faculty Training & Development Expenses		52,40,715.00	56,43,322.47
	Enterprenurship Development and Incubation Centre		19,86,022.00	35,03,944.00
	Grant in Aid- Research Activities/TQUIP Etc.		2,18,10,496.00	10,93,480.00
	Destination of Punjab		14,31,866.00	7,53,27,845.00
	Share of Establishment Fees to RC		-	2,55,000.00
	LMS Project	1,00,32,383.00	1,00,32,383.00	1,34,65,650.00
	LC Share		-	18,75,38,635.00
	Skill development/ Conferences & Function Exp	18,07,279.00	45,21,851.00	22,38,173.00
	Restructuring of DEP	2,64,05,808.00	2,64,05,808.00	8,81,73,330.63
	International conference	16,580.00	6,98,118.00	53,919.00
	Lease		13,71,025.00	2,66,375.00
	Printing & Stationery		13,13,943.00	15,13,453.00
	Other Administrative Expenses		18,19,095.00	43,47,601.83
	Grant in Aid (GZS Bathinda)		-	1,76,45,000.00
	Expenditure - Regional Centres		3,15,98,045.45	4,11,31,836.00
	Expenditure - Bathinda Campus		-	26,00,28,744.48
	Total	10,64,68,026.00	36,25,03,607.01	98,78,41,695.40

+

2/2/2/2

Handwritten signature and initials.

60

16-17

PUNJAB TECHNICAL UNIVERSITY				
15	Academic Expenses	DEP	CURRENT YEAR	PREVIOUS YEAR
	a) Laboratory fee		11,090.00	4,460.00
	b) Field work/ Participation Fee		-	-
	c) Seminar/Workshop		28,64,961.00	37,73,777.46
	d) Scholarship		1,75,831.00	-
	e) Examination	56,53,862.00	17,00,36,206.00	19,17,19,712.10
	f) Student Welfare Expense		69,21,774.00	88,30,882.00
	g) Admission Expenses		2,48,25,404.00	4,57,17,100.00
	h) Convocation Expense		7,78,220.00	23,181.00
	i) Publication		-	-
	j) Stipend/ means-cum-merit scholarship		3,45,387.00	25,93,500.00
	k) Subscription Expense		13,93,024.00	6,32,384.00
	l) Others			
	Foreign Languages Course (Mohali)		-	-
	Inspection Expenses		5,37,167.00	9,79,243.00
	IDP/Super 50 Project		5,42,000.00	-
	Faculty Training & Development Expenses	2,26,592.00	28,70,835.88	52,40,715.00
	Enterprenurship Development and Incubation Centre		34,67,831.00	19,86,022.00
	Grant in Aid- Research Activities/TQUIP Etc.		44,49,847.00	2,18,10,496.00
	Honorarium to Guest Faculty	14,54,500.00	1,09,77,724.00	-
	Destination of Punjab		-	14,31,866.00
	Share of Establishment Fees to RC		-	-
	LMS Project		-	1,00,32,383.00
	Conferences & Function Exp		43,43,520.00	45,21,851.00
	Restructuring of DEP		-	2,64,05,808.00
	International conference	10,000.00	35,02,228.80	6,98,118.00
	Lease Line Rent		5,74,487.00	13,71,025.00
	Printing & Stationery	11,97,971.00	23,45,951.00	13,13,943.00
	Other Administrative Expenses	9,47,370.00	23,21,746.00	18,19,095.00
	Expenditure - Regional Centres		2,54,70,456.17	3,15,98,045.45
	Total	94,90,295.00	26,87,55,690.85	36,25,03,607.01

16-17





16-17

59

2017-18

PUNJAB TECHNICAL UNIVERSITY

15	Academic Expenses	DEP	CURRENT YEAR	PREVIOUS YEAR
	a) Laboratory fee		-	11,090.00
	b) Field work/ Participation Fee		-	-
	c) Seminar/Workshop		55,405.00	28,64,961.00
	d) Scholarship		4,00,500.00	1,75,831.00
	e) Examination	-	1140,55,700.00	1700,36,206.00
	f) Student Welfare Expense		28,11,323.00	69,21,774.00
	g) Admission Expenses		267,82,573.00	248,25,404.00
	h) Convocation Expense		46,625.00	7,78,220.00
	i) Publication		-	-
	j) Stipend/ means-cum-merit scholarship		-	3,45,387.00
	k) Subscription Expense/membership subscription		-	13,93,024.00
	l) Others		-	-
	Foreign Languages Course (Mohali)		28,900.00	-
	Inspection Expenses/academic audit		19,97,983.00	5,37,167.00
	IDP/Super 50 Project		-	5,42,000.00
	Faculty Training & Development Expenses/training placement	-	58,29,916.00	28,70,835.88
	Enterprenurship Development and Incubation Centre		10,25,750.00	34,67,831.00
	Grant in Aid- Research Activities/TQUIP Etc		8,09,323.00	44,49,847.00
	Honorarium to Guest Faculty	17,000.00	85,75,580.00	109,77,724.00
	Destination of Punjab		-	-
	Share of Establishment Fees to RC		-	-
	Cultural Affairs Expenses		-	-
	NSS		-	-
	Educational Visit		5,49,360.00	-
	Hostel Expenses		2,61,983.00	-
	Meeting Expenses		85,49,080.99	-
	Sports Affair		-	-
	LMS Project		-	-
	Conferences & Function Exp/alumni association		50,07,467.00	43,43,520.00
	Restructuring of DEP		-	-
	International conference	-	8,11,515.00	35,02,228.80
	Counselling Expenses (Software Charges etc)		66,094.00	-
	Lease Line Rent	-	7,73,327.00	5,74,487.00
	Advertisement Expenses		-	-
	Printing & Stationery		-	23,45,951.00
	Other Administrative Expenses	100,49,287.00	102,59,427.00	23,21,746.00
	Expenditure - Regional Centres		183,65,997.35	254,70,456.17
	Total	100,66,287.00	2070,63,829.34	2687,55,690.85
	TEACHING EXPENSES			
	Architecture Expense		50,000.00	
	Chemical Sciences Expenses		18,21,215.00	
	Civil Engg Expenses		8,38,977.56	
	Computer Sciences & Engg Expenses		7,44,591.86	
	Electrical Engg. Expenses		2,74,080.00	
	Electronic & communication Engg.		2,74,523.66	
	Food Engg. Expenses		2,11,796.28	
	Human Value & Ethics Expenses		32,593.00	
	Management Studies		65,27,590.38	
	Mathematical Sciences		1,19,311.24	
	Mechanical Engg Expenses		8,26,166.18	
	Media & Mass Communication Expenses		81,661.84	
	Physical Sciences Exp		5,52,947.00	
	Teacher Training & education		2,26,130.00	
	Total		125,81,584.00	
	GRAND TOTAL		2196,45,413.34	

58

18-19

PUNJAB TECHNICAL UNIVERSITY

Academic Expenses	DEP	CURRENT YEAR	PREVIOUS YEAR
a) Laboratory Expense		9,682.00	-
b) Affiliation Fee		1,00,000.00	-
c) Seminar/Workshop		95,754.00	55,405.00
d) Scholarship		1,25,000.00	4,00,500.00
e) Examination	2,27,955.00	782,66,402.00	1140,55,700.00
f) Evaluation/Revaluation	24,550.00	323,87,419.00	-
g) Student Welfare Expense		40,000.00	28,11,323.00
h) Admission / Counselling Expenses		68,44,111.69	267,82,573.00
i) Convocation Expense		4,18,241.00	46,625.00
j) Publication		-	-
k) Stipend/ mess-cum-ment scholarship		47,466.00	-
l) Subscription Expense/membership subscription		-	-
m) Others		-	-
Foreign Languages Course (Mohali)		-	28,900.00
Inspection Expenses/academic audit		13,16,308.00	19,97,983.00
Research E Journal, Subscription, Membership		182,15,233.08	-
Faculty Training & Development Expenses/training placement		76,51,993.72	58,29,916.00
Entrepreneurship Development and Incubation Centre		7,58,477.14	10,25,750.00
Grant in Aid- Research Activities/TQIIP/Organising conference Etc		30,000.00	8,09,323.00
Honorarium to Guest Faculty	1,16,000.00	110,08,230.00	85,75,580.00
Model Centre Expenses		-	-
Table Marking Expense		-	-
Destination of Punjab		-	-
Share of Establishment Fees to RC		-	-
Cultural Affairs Expenses		36,85,827.00	-
Counselling Expense		0.00	-
NSS		1,29,579.00	-
Educational Visit		-	5,49,360.00
Hostel Expenses		26,45,258.00	2,61,983.00
Meeting Expenses	1,32,688.00	149,82,542.21	85,49,080.99
Sports A/fair		31,53,864.00	-
Student Facilitation Centre Expense		1,56,840.00	-
Course Material/Digital Content/LMS	51,50,135.00	51,50,135.00	-
Conferences & Function Exp/alumni association		14,28,720.00	50,07,467.00
Restructuring of DEP		-	-
International conference		50,44,428.00	8,11,515.00
Software & IT charges		27,89,451.00	66,094.00
Lease Line Rent		11,73,320.00	7,73,327.00
Advertisement Expenses		-	-
Printing & Stationery		-	-
Other Administrative Expenses		-	102,59,427.00
Expenditure - Regional Centres		93,28,817.10	183,65,997.35
Total	56,51,328.00	2069,83,618.94	2070,63,829.34
TEACHING EXPENSES			
Architecture Expense		-	50,000.00
Chemical Sciences Expenses		18,86,543.00	18,21,215.00
Civil Engg Expenses		13,82,422.00	8,38,977.56
Computer Sciences & Engg Expenses		10,55,441.00	7,44,591.86
Electrical Engg Expenses		10,54,836.00	2,74,080.00
Electronic & communication Engg		5,23,910.00	2,74,523.66
Food Engg Expenses		11,04,810.00	2,11,796.28
Human Value & Ethics Expenses		-	32,593.00
Management Studies		30,71,289.00	65,27,490.38
Mathematical Sciences		7,22,840.00	1,19,311.24
Mechanical Engg Expenses		18,79,815.00	8,26,166.18
Media & Mass Communication Expenses		8,18,509.00	81,661.84
Physical Sciences Exp		6,69,487.00	5,52,947.00
Teacher Training & education		2,56,932.00	2,26,130.00
Total		144,26,834.00	125,51,584.00
GRAND TOTAL		2214,10,452.94	2196,45,413.34

[Handwritten signature]

[Handwritten signature]

19-20

PUNJAB TECHNICAL UNIVERSITY

15	Academic Expenses	DEP	CURRENT YEAR	PREVIOUS YEAR
	a) Laboratory Expense		52,285.00	9,682.00
	b) Affiliation Fee		-	1,00,000.00
	c) Seminar/Workshop		-	95,754.00
	d) Scholarship		50,000.00	1,25,000.00
	e) Examination	40,86,050.00	44,91,977.00	620,11,594.00
	e) Evaluation/Revaluation/Confidential work	-	1160,92,267.10	323,87,439.00
	f) Student Welfare Expense		-	40,000.00
	g) Admission Expenses		-	9,004.00
	h) Convocation Expense		2,08,531.00	4,18,241.00
	i) Publication		-	-
	j) Stipend/ means-cum-merit scholarship		-	47,466.00
	k) Subscription Expense/membership subscription		2,09,568.00	17,700.00
	j) Others		-	-
	Foreign Languages Course (Mohali)		4,82,275.00	-
	Inspection Expenses/academic audit		13,23,893.00	13,16,308.00
	CONDUCTING EXTERNAL PROG.EXP. ETC (P&D)		5,56,939.00	-
	Research E Journal, Subscription, Membership		224,09,899.95	181,98,033.08
	Faculty Training & Development Expenses/training placement		5,91,689.00	76,51,993.72
	Enterprenurship Development and Incubation Centre		2,46,552.00	7,58,477.14
	Grant in Aid- Research Activities/TQUIP/Organising conference Etc.		35,000.00	30,000.00
	Honorarium to Guest Faculty	-	126,22,888.00	110,08,230.00
	Model Centre Expenses		-	10,96,481.00
	REFUND OF SECURITY		8,26,270.00	-
	DEVELOP & INOVATION FUND EXP IIT ROPAR		29,48,695.00	-
	Table Marking Expense		-	2,01,540.00
	Destination of Punjab		-	-
	WORKSHOP EXP.		1,50,499.00	-
	Share of Establishment Fees to RC		-	-
	Cultural Affairs Expenses		27,19,638.00	36,85,827.00
	Counselling Expense		39,55,726.00	68,35,107.69
	Director Camps		2,70,865.44	-
	NSS		80,825.00	1,29,579.00
	Educational Visit		-	-
	Hostel Expenses		6,65,918.00	26,45,258.00
	Meeting Expenses	52,189.00	219,23,389.15	149,82,542.21
	Sports Affair		47,23,867.00	31,53,864.00
	Student Facilitation Centre Expense		-	1,56,840.00
	Couse Material/Digital Content/LMS	7,10,892.00	7,10,892.00	51,50,135.00
	Conferences & TRAINING EXP/alumini association		57,26,832.00	14,28,720.00
	Restructuring of DEP		-	-
	International conference		-	50,44,428.00
	Software & IT charges/Networking		146,91,663.00	27,89,451.00
	Lease Line Rent		1,84,864.00	11,73,320.00
	Advertisement Expenses		-	-
	Printing & Stationery		-	-
	Other Administrative Expenses		-	-
	Expenditure - Regional Centres		77,61,191.36	93,28,817.10
	Total	48,49,131.00	2267,14,899.00	1920,26,831.94
	TEACHING EXPENSES			
	Architecture Expense		-	-
	Chemical Sciences Expenses		19,93,818.00	18,86,543.00
	Civil Engg Expenses		24,32,553.00	13,82,422.00
	Computer Sciences & Engg Expenses		26,00,649.00	10,55,441.00
	Electrical Engg. Expenses		17,71,708.00	10,54,836.00
	Electronic & communication Engg.		48,81,446.00	5,23,910.00
	Food Engg. Expenses		35,35,020.00	11,04,810.00
	Management Studies		29,07,100.00	30,71,289.00
	Mathematical Sciences		8,52,891.00	7,22,840.00
	Mechanical Engg Expenses		31,75,350.00	18,79,815.00
	Media & Mass Communication Expenses		21,78,646.00	8,18,509.00
	Physical Sciences Exp		13,84,320.00	6,69,487.00
	Teacher Training & education		50,120.00	2,56,932.00
	Total		277,63,621.00	144,26,834.00
	GRAND TOTAL		2544,78,520.00	2064,53,665.94

2015-16

PUNJAB TECHNICAL UNIVERSITY

16	Office & Administrative Expenses	DEP	CURRENT YEAR	PREVIOUS YEAR
	a) Electricity & Water Charges		1,16,20,387.00	1,13,18,566.52
	b) Insurance		-	-
	c) Rent, Rates and Taxes		-	-
	d) Postage & telegram		56,72,795.00	69,77,934.00
	e) Printing & stationary	4,87,454.00	28,82,655.00	84,03,046.00
	f) Travelling & conveyance Expenses	6,35,178.00	23,92,994.00	14,23,362.00
	g) Hospitality	9,43,317.00	64,61,014.89	1,09,31,856.80
	h) Auditors Remuneration		93,380.00	43,92,848.00
	i) Professional Charges	41,94,757.00	73,97,479.00	1,14,08,373.00
	j) Advertisement & Publicity	10,70,429.00	79,60,267.00	1,58,20,527.00
	k) Magazines & Journals		1,50,83,163.03	17,03,278.43
	l) Other Expense			
	Misc. Honorarium		49,03,569.00	15,95,328.00
	Office Expenses	7,84,127.00	27,24,786.03	36,79,092.00
	University Association Fees		-	30,66,656.00
	Horticulture	-	15,34,940.00	16,87,378.00
	Depreciation	3,64,665.00	6,50,32,266.50	6,76,53,512.00
	Other Administrative Expenses	63,394.93	9,01,043.93	6,27,370.00
	Total	85,43,321.93	13,46,60,740.38	15,06,89,127.75
17	Transportation Expenses	DEP	CURRENT YEAR	PREVIOUS YEAR
	1. Vehicles (owned by educational institution)			
	a) Running expenses	2,29,252.00	1,03,06,493.00	96,20,995.00
	b) Repairs & Maintenance	-	-	-
	c) Insurance Expenses	-	-	-
	2. Vehicles taken on rent /lease			
	a) Rent /lease expenses	-	-	-
	Total	2,29,252.00	1,03,06,493.00	96,20,995.00
18	Repairs & maintenance	DEP	CURRENT YEAR	PREVIOUS YEAR
	Repair & Maintenance/AMC Expenses	1,38,873.00	96,66,707.00	1,02,33,715.00
	Total	1,38,873.00	96,66,707.00	1,02,33,715.00
19	Finance Costs	DEP	CURRENT YEAR	PREVIOUS YEAR
	a) Interest on fixed loans		-	-
	b) Interest on other loans		-	-
	c) Bank charges		1,18,805.50	2,11,663.03
	Total		1,18,805.50	2,11,663.03
20	Other Expenses	DEP	CURRENT YEAR	PREVIOUS YEAR
	a) Provision for bad and doubtful debts/advances	0	-	-
	b) Irrevocable balances written off	0	-	-
	c) Others	0	-	-
	Total		-	-

11,53,79,472.93

55

16-17

PUNJAB TECHNICAL UNIVERSITY

16	Office & Administrative Expenses	DEP	CURRENT YEAR	PREVIOUS YEAR
	a) Electricity & Water Charges	-	146,29,069.00	116,20,387.00
	b) Insurance	-	-	-
	c) Rent, Rates and Taxes	-	-	-
	d) Postage & telephone	-	77,66,098.00	56,72,795.00
	e) Printing & stationery	-	48,68,206.00	28,82,655.00
	f) Travelling & conveyance Expenses	3,96,754.00	42,09,337.00	23,92,994.00
	g) Hospitality	5,35,755.00	73,43,225.65	64,61,014.89
	h) Auditors Remuneration	-	16,36,252.00	93,380.00
	i) Professional Charges	10,18,960.00	118,71,603.00	73,97,479.00
	j) Advertisement & Publicity	37,75,376.00	210,82,389.00	79,60,267.00
	k) Magazines & Journals	-	56,46,242.00	150,83,163.03
	l) Other Expense	-	-	-
	Misc. Honorarium	-	2,15,000.00	49,03,569.00
	Office Expenses	6,98,897.00	45,51,907.54	27,24,786.03
	University Association Fees	-	-	-
	TDS	-	-	-
	Horticulture	-	33,97,460.00	15,34,940.00
	Depreciation	3,32,320.00	1158,39,330.00	650,32,266.50
	Other Administrative Expenses	3,70,365.00	15,52,752.00	9,01,043.93
	Total	71,28,427.00	2046,08,871.19	1346,60,740.38

17	Transportation Expenses	DEP	CURRENT YEAR	PREVIOUS YEAR
	1. Vehicles (owned by educational institution)			
	a) Running expenses	2,22,849.00	68,94,940.00	103,06,493.00
	b) Repairs & Maintenance	-	-	-
	c) Insurance Expenses	-	2,27,590.00	-
	2. Vehicles taken on rent /lease			
	a) Rent /lease expenses	-	65,58,347.00	-
	Total	2,22,849.00	136,80,877.00	103,06,493.00

18	Repairs & Maintenance	DEP	CURRENT YEAR	PREVIOUS YEAR
	Repairs & Maintenance/AMC Expenses	69,549.00	74,32,332.00	96,66,707.00
	Total	69,549.00	74,32,332.00	96,66,707.00

19	Finance Costs	DEP	CURRENT YEAR	PREVIOUS YEAR
	a) Interest on fixed loans	-	-	-
	b) Interest on other loans	-	-	-
	c) Bank charges	1,23,073.43	5,23,722.66	1,18,805.50
	Total	1,23,073.43	5,23,722.66	1,18,805.50

20	Other Expenses	DEP	CURRENT YEAR	PREVIOUS YEAR
	a) Provision for bad and doubtful debts/advances	0	-	-
	b) Irrevocable balances written off	0	-	-
	c) Others	0	-	-
	Total	0	-	-

[Handwritten signatures and initials]

2017-18

54

PUNJAB TECHNICAL UNIVERSITY

16	Office & Administrative Expenses	DEP	CURRENT YEAR	PREVIOUS YEAR
	a) Electricity & Water Charges	-	231,76,272.00	146,29,069.00
	b) Insurance	-	-	-
	c) Rent, Rates and Taxes	-	-	-
	d) Postage & telephone	-	72,06,451.00	77,66,098.00
	e) Printing & stationary	28,452.00	53,24,726.00	48,68,206.00
	f) Travelling & conveyance Expenses	1,28,298.00	9,36,836.00	42,09,337.00
	g) Hospitality	86,926.00	86,926.00	73,43,225.65
	h) Auditors Remuneration	-	-	16,36,252.00
	i) Professional Charges	11,50,713.00	83,92,729.00	118,71,603.00
	j) Advertisement & Publicity	10,05,817.00	297,53,367.20	210,82,389.00
	k) Magzines & Journals	-	292,88,876.40	56,46,242.00
	l) Legal Expenses	-	-	-
	m) Consultancy exp.	-	25,94,199.00	-
	n) Other Expense	-	-	-
	Misc. Honorarium	-	-	2,15,000.00
	Office Expenses	-	22,01,999.00	45,51,907.54
	University Association Fees	-	-	-
	TA/DA	-	-	-
	Horticulture	-	47,01,210.00	33,97,460.00
	Depreciation	-	1569,44,482.00	1158,39,330.00
	Other Administrative Expenses	-	18,13,500.00	15,52,752.00
	Medical exp.	-	-	-
	Total	24,00,206.00	2724,21,573.60	2046,08,871.19
17	Transportation Expenses	DEP	CURRENT YEAR	PREVIOUS YEAR
	1. Vehicles (owned by educational instituion)			
	a) Running expenses	70,084.00	44,84,050.00	68,94,940.00
	b) Repairs & Maintenance	-	3,01,608.00	-
	c) Insurance Expenses	-	1,83,511.00	2,27,590.00
	2. Vehicles taken on rent /lease			
	a) Rent /lease expenses	-	75,67,266.00	65,58,347.00
	Total	70,084.00	125,36,435.00	136,80,877.00
18	Repairs & Maintenance	DEP	CURRENT YEAR	PREVIOUS YEAR
	Repairs & Maintenance/AMC Expenses	75,380.00	82,60,236.00	74,32,332.00
	Total	75,380.00	82,60,236.00	74,32,332.00
19	Finance Costs	DEP	CURRENT YEAR	PREVIOUS YEAR
	a) Interest on fixed loans	-	-	-
	b) Interest on other loans	-	-	-
	c) Bank charges	2,115.83	13,25,108.16	5,23,722.66
	Total	2,115.83	13,25,108.16	5,23,722.66
20	Other Expenses	DEP	CURRENT YEAR	PREVIOUS YEAR
	a) Provision for bad and doubtful debts/advances	0	1,85,550.00	3,71,100.00
	b) Irrevocable balances written off	0	-	-
	c) Others	0	4,37,143.70	8,74,287.40
	Total	0	6,22,693.70	12,45,387.40

43

2018-19

PUNJAB TECHNICAL UNIVERSITY

16	Office & Administrative Expenses	DEP	CURRENT YEAR	PREVIOUS YEAR
	a) Electricity & Water Charges		291,57,909.00	231,76,272.00
	b) Insurance		-	-
	c) Rent, Rates and Taxes		-	-
	d) Postage & telephone	1,66,085.00	77,87,843.00	72,06,451.00
	e) Printing & stationary	4,40,038.00	94,08,149.08	53,24,726.00
	f) Travelling & conveyance Expenses		-	9,36,836.00
	g) Hospitality		-	86,926.00
	h) Auditors Remuneration		-	-
	i) Professional Charges/ Legal Expenses	4,16,728.00	93,09,664.00	83,92,729.00
	j) Advertisement & Publicity	80,960.00	74,51,688.43	297,53,367.20
	k) Newspaper/Magazines & Journals		2,63,693.20	292,88,876.40
	l) Legal Expenses	-	-	-
	m) Audit Fee & Consultancy exp.		1,48,606.00	25,94,199.00
	n) Other Expense		-	-
	Misc. Honorarium		5,35,000.00	-
	Office Expenses	1,21,402.00	31,54,853.22	22,01,999.00
	University Association Fees		-	-
	TA/DA	1,51,370.00	6,65,686.00	-
	Horticulture		17,96,150.00	47,01,210.00
	Depreciation		1481,01,849.00	1569,44,482.00
	Other Administrative Expenses		-	18,13,500.00
	Medical exp.		31,82,966.00	-
	Total	13,76,583.00	2209,64,056.93	2724,21,573.60
17	Transportation Expenses	DEP	CURRENT YEAR	PREVIOUS YEAR
	1. Vehicles (owned by educational instituion)			
	a) Running expenses		25,58,904.00	44,84,050.00
	b) Repairs & Maintenance		4,17,589.00	3,01,608.00
	c) Insurance Expenses		-	1,83,511.00
	2. Vehicles taken on rent /lease		-	-
	a) Rent /lease expenses	1,14,052.00	117,88,943.63	75,67,266.00
	Total	1,14,052.00	147,65,436.63	125,36,435.00
18	Repairs & Maintenance	DEP	CURRENT YEAR	PREVIOUS YEAR
	Repairs & Maintenance/AMC Expenses		130,42,447.00	82,60,236.00
	Total	-	130,42,447.00	82,60,236.00
19	Finance Costs	DEP	CURRENT YEAR	PREVIOUS YEAR
	a) Interest on fixed loans	-	-	-
	b) Interest on other loans		-	-
	c) Bank charges	1,236.00	3,09,352.17	13,25,108.16
	Total	1,236.00	3,09,352.17	13,25,108.16
20	Other Expenses	DEP	CURRENT YEAR	PREVIOUS YEAR
	a) Provision for bad and doubtful debts/advances		-	1,85,550.00
	b) Irrevocable balances written off		1,48,550.00	-
	c) Others	0	12,37,151.88	4,37,143.70
	Total	0	13,85,701.88	6,22,693.70

52

2015-20

PUNJAB TECHNICAL UNIVERSITY

16	Office & Administrative Expenses	DEP	CURRENT YEAR	PREVIOUS YEAR
	a) Electricity & Water Charges		326,21,925.00	291,57,909.00
	b) Insurance		-	-
	c) Rent, Rates and Taxes		-	-
	d) Postage & telephone	-	100,00,632.00	77,87,843.00
	e) Printing & stationary	2,01,919.00	226,40,477.00	189,71,002.08
	f) Travelling & conveyence Expenses		-	21,800.00
	g) Hospitality		-	-
	h) Auditors Remuneration		-	-
	i) Professional Charges		-	-
	j) Advertisement & Publicity	7,716.00	61,02,403.22	74,51,688.43
	k) Newspaper/Magzines & Journals		2,39,830.50	2,63,693.20
	l) Legal Expenses	7,24,365.00	96,99,067.00	93,09,664.00
	m) Function Expenses		135,27,365.00	
	n) Audit Fee & Consultancy exp.		-	1,48,606.00
	o) Other Expense			
	Misc. Honorarium		-	5,35,000.00
	NBA & NAAC EXP		1,01,081.00	-
	Office Expenses	1,26,498.00	11,88,851.00	31,54,853.22
	Registration fee		70,990.00	-
	TA/DA	-	1,06,075.00	60,37,820.00
	Horticulture		3,39,608.00	17,96,150.00
	Depreciation	2,41,243.00	2207,24,966.00	1481,01,849.00
	Other Administrative Expenses		-	-
	Total	13,01,741.00	3173,63,270.72	2327,37,877.93

17	Transportation Expenses	DEP	CURRENT YEAR	PREVIOUS YEAR
	1. Vehicles (owned by educational instituon)			
	a) Running expenses		16,28,779.00	25,58,904.00
	b) Repairs & Maintenance		4,86,364.00	4,17,589.00
	c) Insurance Expenses		4,26,146.00	-
	2. Vehicles taken on rent /lease		-	-
	a) Rent /lease expenses	-	99,32,768.00	117,88,943.63
	Total	-	124,74,057.00	147,65,436.63

18	Repairs & Maintenance	DEP	CURRENT YEAR	PREVIOUS YEAR
	Repairs & Maintenance/AMC Expenses	39,925.00	209,43,355.00	130,42,447.00
	Total	39,925.00	209,43,355.00	130,42,447.00

19	Finance Costs	DEP	CURRENT YEAR	PREVIOUS YEAR
	a) Interest on fixed loans	-	-	-
	b) Interest on other loans		-	-
	c) Bank charges	5,884.20	4,35,665.67	3,09,352.17
	Total	5,884.20	4,35,665.67	3,09,352.17

20	Other Expenses	DEP	CURRENT YEAR	PREVIOUS YEAR
	a) Provision for bad and doubtful debts		1,15,750.00	-
	b) Irrevocable balances written off		-	1,48,550.00
	c) Others	4273.00	446,31,863.05	12,37,151.88
	Total	4273.00	447,47,613.05	13,85,701.88

Handwritten signatures and initials at the bottom of the page.

SP

B

4.1.5 Expenditure incurred for infrastructure augmentation of DDE (5)			
Year	Budget allocated for infrastructure augmentation Recurring Expenditures (INR in Lakhs)	Recurring Expenditures (INR in Lakhs)	Total expenditure of the institution excluding salary (INR in Lakhs)
2015-16	1568.00	1153.79	10320.21
2016-17	595.00	170.34	11897.94
2017-18	255.00	126.14	6921.21
2018-19	100.00	71.43	9157.28
2019-20	115.00	62.00	13716.22
4.1.6 Average percentage of the expenditure incurred on maintenance of physical facilities and academic support facilities of DDE (5)			
Year	Expenditure on physical facilities and academic support facilities of DDE (INR in Lakhs)	Total expenditure of the institution excluding salary (INR in Lakhs)	
2015-16	1066.06	10320.21	
2016-17	95.59	11897.94	
2017-18	101.42	6921.21	
2018-19	56.51	9157.28	
2019-20	48.89	13716.22	

Handwritten signatures and initials in blue ink.

2015-16
PUNJAB TECHNICAL UNIVERSITY

15	Academic Expenses	DEP	CURRENT YEAR
	a) Laboratory fee		4,460.00
	b) Field work/ Participation Fee		-
	c) Seminar/Workshop		37,73,777.46
	d) Payment to visting faculty		-
	e) Examination	244,70,376.00	1917,19,712.10
	f) Student Welfare Expense		88,30,882.00
	g) Admission Expenses	437,35,600.00	457,17,100.00
	h) Convocation Expense		23,181.00
	i) Publication		-
	j) Stipend/ means-cum-merit scholarship		25,93,500.00
	k) Subscription Expense		6,32,384.00
	l) Others		
	Foreign Languages Course (Mohali)		-
	Inspection Expenses		9,79,243.00
	IDP/Super 50 Project		-
	Faculty Training & Development Expenses		52,40,715.00
	Enterprenurship Development and Incubation Centre		19,86,022.00
	Grant in Aid- Research Activities/TQUIP Etc.		218,10,496.00
	Destination of Punjab		14,31,866.00
	Share of Establishment Fees to RC		-
	LMS Project	100,32,383.00	100,32,383.00
	LC Share		-
	Skill development/ Conferences & Function Exp	18,07,279.00	45,21,851.00
	Restructuring of DEP	264,05,808.00	264,05,808.00
	International conference	16,580.00	6,98,118.00
	Lease		13,71,025.00
	Printing & Stationery		13,13,943.00
	Other Administrative Expenses		18,19,095.00
	Grant in Aid (GZS Bathinda)		-
	Expenditure - Regional Centres		315,98,045.45
	Expenditure - Bathinda Campus		-
	Total	1064,68,026.00	3625,03,607.01

A
B B

106468026

138873

106606899

1066.06

att
B

49

PUNJAB TECHNICAL UNIVERSITY

16	Office & Administrative Expenses	DEP	CURRENT YEAR	PREVIOUS YEAR
	a) Electricity & Water Charges		116,20,387.00	113,18,566.52
	b) Insurance		-	-
	c) Rent, Rates and Taxes		-	-
	d) Postage & telegram		56,72,795.00	69,77,934.00
	e) Printing & stationary	4,87,454.00	28,82,655.00	84,03,046.00
	f) Travelling & conveyance Expenses	6,35,178.00	23,92,994.00	14,23,362.00
	g) Hospitality	9,43,317.00	64,61,014.89	109,31,856.80
	h) Auditors Remuneration		93,380.00	43,92,848.00
	i) Professional Charges	41,94,757.00	73,97,479.00	114,08,373.00
	j) Advertisement & Publicity	10,70,429.00	79,60,267.00	158,20,527.00
	k) Magzines & Journals		150,83,163.03	17,03,278.43
	l) Other Expense			
	Misc. Honorarium		49,03,569.00	15,95,328.00
	Office Expenses	7,84,127.00	27,24,786.03	36,79,092.00
	University Association Fees		-	30,66,656.00
	Horticulture		15,34,940.00	16,87,378.00
	Depreciation	3,64,665.00	650,32,266.50	676,53,512.00
	Other Administrative Expenses	63,394.93	9,01,043.93	6,27,370.00
	Total	85,43,321.93	1346,60,740.38	1506,89,127.75
17	Transportation Expenses	DEP	CURRENT YEAR	PREVIOUS YEAR
	1. Vehicles (owned by educational instituion)			
	a) Running expenses	2,29,252.00	103,06,493.00	96,20,995.00
	b) Repairs & Maintenance	-	-	-
	c) Insurance Expenses	-	-	-
	2. Vehicles taken on rent /lease			
	a) Rent /lease expenses	-	-	-
	Total		103,06,493.00	96,20,995.00
18	Repairs & maintenance	DEP	CURRENT YEAR	PREVIOUS YEAR
	Repair & Maintenance/AMC Expenses	1,38,873.00	96,66,707.00	102,33,715.00
	Total	1,38,873.00	96,66,707.00	102,33,715.00
19	Finance Costs	DEP	CURRENT YEAR	PREVIOUS YEAR
	a) Interest on fixed loans		-	-
	b) Interest on other loans		-	-
	c) Bank charges		1,18,805.50	2,11,663.03
	Total		1,18,805.50	2,11,663.03
20	Other Expenses	DEP	CURRENT YEAR	PREVIOUS YEAR
	a) Provision for bad and doubtful debts/advances	0	-	-
	b) Irrevocable balances written off	0	-	-
	c) Others	0	-	-
	Total		-	-

Total EXP \Rightarrow 115379472.93
 1153.79
 = 8
 + 3.77 (EXPENDITURE) 147 Page
 man Recording. —
 RB
 8 H

98

2016-17

PUNJAB TECHNICAL UNIVERSITY

16	Office & Administrative Expenses	DEP	CURRENT YEAR	PREVIOUS YEAR
	a) Electricity & Water Charges	-	146,29,069.00	116,20,387.00
	b) Insurance	-	-	-
	c) Rent, Rates and Taxes	-	-	-
	d) Postage & telephone	-	77,66,098.00	56,72,795.00
	e) Printing & stationary	-	48,68,206.00	28,82,655.00
	f) Travelling & conveyance Expenses	3,96,754.00	42,09,337.00	23,92,994.00
	g) Hospitality	5,35,755.00	73,43,225.65	64,61,014.89
	h) Auditors Remuneration	-	16,36,252.00	93,380.00
	i) Professional Charges	10,18,960.00	118,71,603.00	73,97,479.00
	j) Advertisement & Publicity	37,75,376.00	210,82,389.00	79,60,267.00
	k) Magazines & Journals	-	56,46,242.00	150,83,163.03
	l) Other Expense	-	-	-
	Misc. Honorarium		2,15,000.00	49,03,569.00
	Office Expenses	6,98,897.00	45,51,907.54	27,24,786.03
	University Association Fees	-	-	-
	TDS		-	-
	Horticulture	-	33,97,460.00	15,34,940.00
	Depreciation	3,32,320.00	1158,39,330.00	650,32,266.50
	Other Administrative Expenses	3,70,365.00	15,52,752.00	9,01,043.93
	Total	71,28,427.00	2046,08,871.19	1346,60,740.38

17	Transportation Expenses	DEP	CURRENT YEAR	PREVIOUS YEAR
	1. Vehicles (owned by educational institution)			
	a) Running expenses	2,22,849.00	68,94,940.00	103,06,493.00
	b) Repairs & Maintenance	-	-	-
	c) Insurance Expenses	-	2,27,590.00	-
	2. Vehicles taken on rent /lease			
	a) Rent /lease expenses	-	65,58,347.00	-
	Total	2,22,849.00	136,80,877.00	103,06,493.00

18	Repairs & Maintenance	DEP	CURRENT YEAR	PREVIOUS YEAR
	Repairs & Maintenance/AMC Expenses	69,549.00	74,32,332.00	96,66,707.00
	Total	69,549.00	74,32,332.00	96,66,707.00

19	Finance Costs	DEP	CURRENT YEAR	PREVIOUS YEAR
	a) Interest on fixed loans	-	-	-
	b) Interest on other loans	-	-	-
	c) Bank charges	1,23,073.43	5,23,722.66	1,18,805.50
	Total	1,23,073.43	5,23,722.66	1,18,805.50

20	Other Expenses	DEP	CURRENT YEAR	PREVIOUS YEAR
	a) Provision for bad and doubtful debts/advances	0	-	-
	b) Irrevocable balances written off	0	-	-
	c) Others	0	-	-
	Total	0	-	-

Big
2

172,00,506.43

170,34,193.43

9490295
69549
9559844
95.59

AB

170.34
1.97

Page 146

→

2

8

HT

PUNJAB TECHNICAL UNIVERSITY

2016-17

15	Academic Expenses	DEP	CURRENT YEAR	PREVIOUS YEAR
	a) Laboratory fee		11,090.00	4,460.00
	b) Field work/ Participation Fee		-	-
	c) Seminar/Workshop		28,64,961.00	37,73,777.46
	d) Scholarship		1,75,831.00	-
	e) Examination	56,53,862.00	1700,36,206.00	1917,19,712.10
	f) Student Welfare Expense		69,21,774.00	88,30,882.00
	g) Admission Expenses		248,25,404.00	457,17,100.00
	h) Convocation Expense		7,78,220.00	23,181.00
	i) Publication		-	-
	j) Stipend/ means-cum-merit scholarship		3,45,387.00	25,93,500.00
	k) Subscription Expense		13,93,024.00	6,32,384.00
	l) Others			
	Foreign Languages Course (Mohali)		-	-
	Inspection Expenses		5,37,167.00	9,79,243.00
	IDP/Super 50 Project		5,42,000.00	-
	Faculty Training & Development Expenses	2,26,592.00	28,70,835.88	52,40,715.00
	Enterprenurship Development and Incubation Centre		34,67,831.00	19,86,022.00
	Grant in Aid- Research Activities/TQUIP Etc.		44,49,847.00	218,10,496.00
	Honorarium to Guest Faculty	14,54,500.00	109,77,724.00	-
	Destination of Punjab		-	14,31,866.00
	Share of Establishment Fees to RC		-	-
	LMS Project		-	100,32,383.00
	Conferences & Function Exp		43,43,520.00	45,21,851.00
	Restructuring of DEP		-	264,05,808.00
	International conference	10,000.00	35,02,228.80	6,98,118.00
	Lease Line Rent		5,74,487.00	13,71,025.00
	Printing & Stationery	11,97,971.00	23,45,951.00	13,13,943.00
	Other Administrative Expenses	9,47,370.00	23,21,746.00	18,19,095.00
	Expenditure - Regional Centres		254,70,456.17	315,98,045.45
	Total	94,90,295.00	2687,55,690.85	3625,03,607.01

[Handwritten signature]

[Handwritten signature]

[Handwritten signature]

[Handwritten signature]

[Handwritten signature]

2017-18

40

PUNJAB TECHNICAL UNIVERSITY

16	Office & Administrative Expenses	DEP	CURRENT YEAR	PREVIOUS YEAR
	a) Electricity & Water Charges	-	231,76,272.00	146,29,069.00
	b) Insurance	-	-	-
	c) Rent, Rates and Taxes	-	-	-
	d) Postage & telephone	-	72,06,451.00	77,66,098.00
	e) Printing & stationary	28,452.00	53,24,726.00	48,68,206.00
	f) Travelling & conveyence Expenses	1,28,298.00	9,36,836.00	42,09,337.00
	g) Hospitality	86,926.00	86,926.00	73,43,225.65
	h) Auditors Remuneration	-	-	16,36,252.00
	i) Professional Charges	11,50,713.00	83,92,729.00	118,71,603.00
	j) Advertisement & Publicity	10,05,817.00	297,53,367.20	210,82,389.00
	k) Magzines & Journals	-	292,88,876.40	56,46,242.00
	l) Legal Expenses	-	-	-
	m) Consultancy exp.	-	25,94,199.00	-
	n) Other Expense	-	-	-
	Misc. Honorarium	-	-	2,15,000.00
	Office Expenses	-	22,01,999.00	45,51,907.54
	University Association Fees	-	-	-
	TA/DA	-	-	-
	Horticulture	-	47,01,210.00	33,97,460.00
	Depreciation	-	1569,44,482.00	1158,39,330.00
	Other Administrative Expenses	-	18,13,500.00	15,52,752.00
	Medical exp.	-	-	-
	Total	24,00,206.00	2724,21,573.60	2046,08,871.19

17	Transportation Expenses	DEP	CURRENT YEAR	PREVIOUS YEAR
	1. Vehicles (owned by educational instituion)			
	a) Running expenses	70,084.00	44,84,050.00	68,94,940.00
	b) Repairs & Maintenance	-	3,01,608.00	-
	c) Insurance Expenses	-	1,83,511.00	2,27,590.00
	2. Vehicles taken on rent /lease			
	a) Rent /lease expenses	-	75,67,266.00	65,58,347.00
	Total	70,084.00	125,36,435.00	136,80,877.00

18	Repairs & Maintenance	DEP	CURRENT YEAR	PREVIOUS YEAR
	Repairs & Maintenance/AMC Expenses	75,380.00	82,60,236.00	74,32,332.00
	Total	75,380.00	82,60,236.00	74,32,332.00

19	Finance Costs	DEP	CURRENT YEAR	PREVIOUS YEAR
	a) Interest on fixed loans	-	-	-
	b) Interest on other loans	-	-	-
	c) Bank charges	2,115.83	13,25,108.16	5,23,722.66
	Total	2,115.83	13,25,108.16	5,23,722.66

20	Other Expenses	DEP	CURRENT YEAR	PREVIOUS YEAR
	a) Provision for bad and doubtful debts/advances	0	1,85,550.00	3,71,100.00
	b) Irrevocable balances written off	0	-	-
	c) Others	0	4,37,143.70	8,74,287.40
	Total	0	6,22,693.70	12,45,387.40

BS

12614072.83

100 66 287

75 380

101 41 667

101.42

12614072.83 +

0.22

Page 55 of 100

Page 145

2017-18

43

PUNJAB TECHNICAL UNIVERSITY

15	Academic Expenses	DEP	CURRENT YEAR	PREVIOUS YEAR
	a) Laboratory fee		-	11,090.00
	b) Field work/ Participation Fee		-	-
	c) Seminar/Workshop		55,405.00	28,64,961.00
	d) Scholarship		4,00,500.00	1,75,831.00
	e) Examination	-	1140,55,700.00	1700,36,206.00
	f) Student Welfare Expense		28,11,323.00	69,21,774.00
	g) Admission Expenses		267,82,573.00	248,25,404.00
	h) Convocation Expense		46,625.00	7,78,220.00
	i) Publication		-	-
	j) Stipend/ means-cum-merit scholarship		-	3,45,387.00
	k) Subscription Expense/membership subscription		-	13,93,024.00
	l) Others		-	-
	Foreign Languages Course (Mohali)		28,900.00	-
	Inspection Expenses/academic audit		19,97,983.00	5,37,167.00
	IDP/Super 50 Project		-	5,42,000.00
	Faculty Training & Development Expenses/training placement	-	58,29,916.00	28,70,835.88
	Enterprenurship Development and Incubation Centre		10,25,750.00	34,67,831.00
	Grant in Aid- Research Activities/TQUIP Etc		8,09,323.00	44,49,847.00
	Honorarium to Guest Faculty	17,000.00	85,75,580.00	109,77,724.00
	Destination of Punjab		-	-
	Share of Establishment Fees to RC		-	-
	Cultural Affairs Expenses		-	-
	NSS		-	-
	Educational Visit		5,49,360.00	-
	Hostel Expenses		2,61,983.00	-
	Meeting Expenses		85,49,080.99	-
	Sports Affair		-	-
	LMS Project		-	-
	Conferences & Function Exp/alumini association		50,07,467.00	43,43,520.00
	Restructuring of DEP		-	-
	International conference	-	8,11,515.00	35,02,228.80
	Counselling Expenses (Software Charges etc)		66,094.00	-
	Lease Line Rent	-	7,73,327.00	5,74,487.00
	Advertisement Expenses		-	-
	Printing & Stationery	-	-	23,45,951.00
	Other Administrative Expenses	100,49,287.00	102,59,427.00	23,21,746.00
	Expenditure - Regional Centres		183,65,997.35	254,70,456.17
	Total	100,66,287.00	2070,63,829.34	2687,55,690.85
	TEACHING EXPENSES			
	Architecture Expense		50,000.00	
	Chemical Sciences Expenses		18,21,215.00	
	Civil Engg Expenses		8,38,977.56	
	Computer Sciences & Engg Expenses		7,44,591.86	
	Electrical Engg. Expenses		2,74,080.00	
	Electronic & communication Engg		2,74,523.66	
	Food Engg. Expenses		2,11,796.28	
	Human Value & Ethics Expenses		32,593.00	
	Management Studies		65,27,590.38	
	Mathematical Sciences		1,19,311.24	
	Mechanical Engg Expenses		8,26,166.18	
	Media & Mass Communication Expenses		81,661.84	
	Physical Sciences Exp		5,52,947.00	
	Teacher Training & education		2,26,130.00	
	Total		125,81,584.00	
	GRAND TOTAL		2196,45,413.34	

2018-19

44

PUNJAB TECHNICAL UNIVERSITY

16	Office & Administrative Expenses	DEP	CURRENT YEAR
	a) Electricity & Water Charges		291,57,909.00
	b) Insurance		-
	c) Rent, Rates and Taxes		-
	d) Postage & telephone	1,66,085.00	77,87,843.00
	e) Printing & stationary	4,40,038.00	94,08,149.08
	f) Travelling & conveyence Expenses		-
	g) Hospitality		-
	h) Auditors Remuneration		-
	i) Professional Charges/ Legal Expenses	4,16,728.00	93,09,664.00
	j) Advertisement & Publicity	80,960.00	74,51,688.43
	k) Newspaper/Magazines & Journals		2,63,693.20
	l) Legal Expenses	-	-
	m) Audit Fee & Consultancy exp.		1,48,606.00
	n) Other Expense		-
	Misc. Honorarium		5,35,000.00
	Office Expenses	1,21,402.00	31,54,853.22
	University Association Fees		-
	TA/DA	1,51,370.00	6,65,686.00
	Horticulture		17,96,150.00
	Depreciation		1481,01,849.00
	Other Administrative Expenses		-
	Medical exp.		31,82,966.00
	Total	13,76,583.00	2209,64,056.93

17	Transportation Expenses	DEP	CURRENT YEAR
	1. Vehicles (owned by educational instituion)		
	a) Running expenses		25,58,904.00
	b) Repairs & Maintenance		4,17,589.00
	c) Insurance Expenses		-
	2. Vehicles taken on rent /lease		-
	a) Rent /lease expenses	1,14,052.00	117,88,943.63
	Total	1,14,052.00	147,65,436.63

18	Repairs & Maintenance	DEP	CURRENT YEAR
	Repairs & Maintenance/AMC Expenses		130,42,447.00
	Total	-	130,42,447.00

19	Finance Costs	DEP	CURRENT YEAR
	a) Interest on fixed loans	-	-
	b) Interest on other loans		-
	c) Bank charges	1,236.00	3,09,352.17
	Total	1,236.00	3,09,352.17

20	Other Expenses	DEP	CURRENT YEAR
	a) Provision for bad and doubtful debts/advances		-
	b) Irrevocable balances written off		1,48,550.00
	c) Others	0	12,37,151.88
	Total	0	13,85,701.88

AS PER TALLY

90,86,076.00
93,45,111.00
-2,59,035.00
259035

71,43,199.00

5651328

17

+

Page 144

43

PUNJAB TECHNICAL UNIVERSITY

2018-19

15	Academic Expenses	DEP	CURRENT YEAR	PREVIOUS YEAR
	a) Laboratory Expense		9,682.00	-
	b) Affiliation Fee		1,00,000.00	-
	c) Seminar/Workshop		95,754.00	55,405.00
	d) Scholarship		1,25,000.00	4,00,500.00
	e) Examination	2,27,955.00	782,66,402.00	1140,55,700.00
	f) Evaluation/Revaluation	24,550.00	323,87,439.00	-
	g) Student Welfare Expense		40,000.00	28,11,323.00
	h) Admission / Counselling Expenses		68,44,111.69	267,82,573.00
	i) Convocation Expense		4,18,241.00	46,625.00
	j) Publication		-	-
	k) Stipend/ means-cum-merit scholarship		47,466.00	-
	l) Subscription Expense/membership subscription		-	-
	m) Others		-	-
	Foreign Languages Course (Mohali)		-	28,900.00
	Inspection Expenses/academic audit		13,16,308.00	19,97,983.00
	Research E Journal, Subscription, Membership		182,15,733.08	-
	Faculty Training & Development Expenses/training placement		76,51,993.72	58,29,916.00
	Enterprenurship Development and Incubation Centre		7,58,477.14	10,25,750.00
	Grant in Aid- Research Activities/TQUIP/Organising conference Etc.		30,000.00	8,09,323.00
	Honorarium to Guest Faculty	1,16,000.00	110,08,230.00	85,75,580.00
	Nodel Centre Expenses		-	-
	Table Marking Expense		-	-
	Destination of Punjab		-	-
	Share of Establishment Fees to RC		-	-
	Cultural Affairs Expenses		36,85,827.00	-
	Counselling Expense		0.00	-
	NSS		1,29,579.00	-
	Educational Visit		-	5,49,360.00
	Hostel Expenses		26,45,258.00	2,61,983.00
	Meeting Expenses	1,32,688.00	149,82,542.21	85,49,080.99
	Sports Affair		31,53,864.00	-
	Student Facilitation Centre Expense		1,56,840.00	-
	Couse Material/Digital Content/LMS	51,50,135.00	51,50,135.00	-
	Conferences & Function Exp/alumini association		14,28,720.00	50,07,467.00
	Restructuring of DEP		-	-
	International conference		50,44,428.00	8,11,515.00
	Software & IT charges		27,89,451.00	66,094.00
	Lease Line Rent		11,73,320.00	7,73,327.00
	Advertisement Expenses		-	-
	Printing & Stationery		-	-
	Other Administrative Expenses		-	102,59,427.00
	Expenditure - Regional Centres		93,28,817.10	183,65,997.35
	Total	56,51,328.00	2069,83,618.94	2070,63,829.34
	TEACHING EXPENSES			
	Architecture Expense		-	50,000.00
	Chemical Sciences Expenses		18,86,543.00	18,21,215.00
	Civil Engg Expenses		13,82,422.00	8,38,977.56
	Computer Sciences & Engg Expenses		10,55,441.00	7,44,591.86
	Electrical Engg. Expenses		10,54,836.00	2,74,080.00
	Electronic & communication Engg.		5,23,910.00	2,74,523.66
	Food Engg. Expenses		11,04,810.00	2,11,796.28
	Human Value & Ethics Expenses		-	32,593.00
	Management Studies		30,71,289.00	65,27,590.38
	Mathematical Sciences		7,22,840.00	1,19,311.24
	Mechanical Engg Expenses		18,79,815.00	8,26,166.18
	Media & Mass Communication Expenses		8,18,509.00	81,661.84
	Physical Sciences Exp		6,69,487.00	5,52,947.00
	Teacher Training & education		2,56,932.00	2,26,130.00
	Total		144,26,834.00	125,81,584.00
	GRAND TOTAL		2214,10,452.94	2196,45,413.34

Handwritten signatures and initials: A.B., O.B., H.R.B.

2019-20

(42)

PUNJAB TECHNICAL UNIVERSITY

16	Office & Administrative Expenses	DEP	CURRENT YEAR	PREVIOUS YEAR
	a) Electricity & Water Charges		326,21,925.00	291,57,909.00
	b) Insurance		-	-
	c) Rent, Rates and Taxes		-	-
	d) Postage & telephone	-	100,00,632.00	77,87,843.00
	e) Printing & stationary	2,01,919.00	226,40,477.00	189,71,002.08
	f) Travelling & conveyence Expenses		-	21,800.00
	g) Hospitality		-	-
	h) Auditors Remuneration		-	-
	i) Professional Charges		-	-
	j) Advertisement & Publicity	7,716.00	61,02,403.22	74,51,688.43
	k) Newspaper/Magzines & Journals		2,39,830.50	2,63,693.20
	l) Legal Expenses	7,24,365.00	96,99,067.00	93,09,664.00
	m) Function Expenses		135,27,365.00	
	n) Audit Fee & Consultancy exp.		-	1,48,606.00
	o) Other Expense			
	Misc. Honorarium		-	5,35,000.00
	NBA & NAAC EXP		1,01,081.00	-
	Office Expenses	1,26,498.00	11,88,851.00	31,54,853.22
	Registration fee		70,990.00	-
	TA/DA	-	1,06,075.00	60,37,820.00
	Horticulture		3,39,608.00	17,96,150.00
	Depreciation	2,41,243.00	2207,24,966.00	1481,01,849.00
	Other Administrative Expenses		-	-
	Total	13,01,741.00	3173,63,270.72	2327,37,877.93

17	Transportation Expenses	DEP	CURRENT YEAR	PREVIOUS YEAR
	1. Vehicles (owned by educational instituion)			
	a) Running expenses		16,28,779.00	25,58,904.00
	b) Repairs & Maintenance		4,86,364.00	4,17,589.00
	c) Insurance Expenses		4,26,146.00	-
	2. Vehicles taken on rent /lease		-	-
	a) Rent /lease expenses	-	99,32,768.00	117,88,943.63
	Total	-	124,74,057.00	147,65,436.63

18	Repairs & Maintenance	DEP	CURRENT YEAR	PREVIOUS YEAR
	Repairs & Maintenance/AMC Expenses	39,925.00	209,43,355.00	130,42,447.00
	Total	39,925.00	209,43,355.00	130,42,447.00

19	Finance Costs	DEP	CURRENT YEAR	PREVIOUS YEAR
	a) Interest on fixed loans	-	-	-
	b) Interest on other loans		-	-
	c) Bank charges	5,884.20	4,35,665.67	3,09,352.17
	Total	5,884.20	4,35,665.67	3,09,352.17

20	Other Expenses	DEP	CURRENT YEAR	PREVIOUS YEAR
	a) Provision for bad and doubtful debts		1,15,750.00	-
	b) Irrevocable balances written off		-	1,48,550.00
	c) Others	4273.00	446,31,863.05	12,37,151.88
	Total	4273.00	447,47,613.05	13,85,701.88

Expenditures
Books
Grand Difference

128,09,379.20
128,09,379.20

62,00,954.20

4849131
39945
4889056
48.89

Page..

079

Page 143

PUNJAB TECHNICAL UNIVERSITY

2019-20

15	Academic Expenses	DEP	CURRENT YEAR	PREVIOUS YEAR
	a) Laboratory Expense		52,285.00	9,682.00
	b) Affiliation Fee		-	1,00,000.00
	c) Seminar/Workshop		-	95,754.00
	d) Scholarship		50,000.00	1,25,000.00
	e) Examination	40,86,050.00	44,91,977.00	620,11,594.00
	e) Evaluation/Revaluation/Confidential work	-	1160,92,267.10	323,87,439.00
	f) Student Welfare Expense		-	40,000.00
	g) Admission Expenses		-	9,004.00
	h) Convocation Expense		2,08,531.00	4,18,241.00
	i) Publication		-	-
	j) Stipend/ means-cum-merit scholarship		-	47,466.00
	k) Subscription Expense/membership subscription		2,09,568.00	17,700.00
	j) Others		-	-
	Foreign Languages Course (Mohali)		4,82,275.00	-
	Inspection Expenses/academic audit		13,23,893.00	13,16,308.00
	CONDUCTING EXTERNAL PROG.EXP. ETC (P&D)		5,56,939.00	-
	Research E Journal, Subscription, Membership		224,09,899.95	181,98,033.08
	Faculty Training & Development Expenses/training placement		5,91,689.00	76,51,993.72
	Enterprenurship Development and Incubation Centre		2,46,552.00	7,58,477.14
	Grant in Aid- Research Activities/TQUIP/Organising conference Etc.		35,000.00	30,000.00
	Honorarium to Guest Faculty	-	126,22,888.00	110,08,230.00
	Nodel Centre Expenses		-	10,96,481.00
	REFUND OF SECURITY		8,26,270.00	-
	DEVELOP & INOVATION FUND EXP IIT ROPAR		29,48,695.00	-
	Table Marking Expense		-	2,01,540.00
	Destination of Punjab		-	-
	WORKSHOP EXP.		1,50,499.00	-
	Share of Establishment Fees to RC		-	-
	Cultural Affairs Expenses		27,19,638.00	36,85,827.00
	Counselling Expense		39,55,726.00	68,35,107.69
	Director Camps		2,70,865.44	-
	NSS		80,825.00	1,29,579.00
	Educational Visit		-	-
	Hostel Expenses		6,65,918.00	26,45,258.00
	Meeting Expenses	52,189.00	219,23,389.15	149,82,542.21
	Sports Affair		47,23,867.00	31,53,864.00
	Student Facilitation Centre Expense		-	1,56,840.00
	Couse Material/Digital Content/LMS	7,10,892.00	7,10,892.00	51,50,135.00
	Conferences & TRAINING EXP/alumini association		57,26,832.00	14,28,720.00
	Restructuring of DEP		-	-
	International conference		-	50,44,428.00
	Software & IT charges/Networking		146,91,663.00	27,89,451.00
	Lease Line Rent		1,84,864.00	11,73,320.00
	Advertisement Expenses		-	-
	Printing & Stationery		-	-
	Other Administrative Expenses		-	-
	Expenditure - Regional Centres		77,61,191.36	93,28,817.10
	Total	48,49,131.00	2267,14,899.00	1920,26,831.94
	TEACHING EXPENSES			
	Architecture Expense		-	-
	Chemical Sciences Expenses		19,93,818.00	18,86,543.00
	Civil Engg Expenses		24,32,553.00	13,82,422.00
	Computer Sciences & Engg Expenses		26,00,649.00	10,55,441.00
	Electrical Engg. Expenses		17,71,708.00	10,54,836.00
	Electronic & communication Engg.		48,81,446.00	5,23,910.00
	Food Engg. Expenses		35,35,020.00	11,04,810.00
	Management Studies		29,07,100.00	30,71,289.00
	Mathematical Sciences		8,52,891.00	7,22,840.00
	Mechanical Engg Expenses		31,75,350.00	18,79,815.00
	Media & Mass Communication Expenses		21,78,646.00	8,18,509.00
	Physical Sciences Exp		13,84,320.00	6,69,487.00
	Teacher Training & education		50,120.00	2,56,932.00
	Total		277,63,621.00	144,26,834.00
	GRAND TOTAL		2544,78,520.00	2064,53,665.94

PUNJAB TECHNICAL UNIVERSITY

2015-16

15	Academic Expenses	CURRENT YEAR	PREVIOUS YEAR
	a) Laboratory fee	4,460.00	2,24,252.00
	b) Field work/ Participation Fee	-	-
	c) Seminar/Workshop	37,73,777.46	7,67,574.00
	d) Payment to visting faculty	-	19,44,000.00
	e) Examination	19,17,19,712.10	23,66,60,042.00
	f) Student Welfare Expense	88,30,882.00	99,41,421.00
	g) Admission Expenses	4,57,17,100.00	1,12,09,998.00
	h) Convocation Expense	23,181.00	1,43,57,179.99
	i) Publication	-	-
	j) Stipend/ means-cum-merit scholership	25,93,500.00	56,63,808.00
	k) Subscription Expense	6,32,384.00	-
	l) Others		
	Foreign Languages Course (Mohali)	-	5,42,260.00
	Inspection Expenses	9,79,243.00	9,86,294.00
	IDP/Super 50 Project	-	15,000.00
	Faculty Training & Development Expenses	52,40,715.00	56,43,322.47
	Enterprenurship Development and Incubation Centre	19,86,022.00	35,03,944.00
	Grant in Aid- Research Activities/TQUIP Etc.	2,18,10,496.00	10,93,480.00
	Destination of Punjab	14,31,866.00	7,53,27,845.00
	Share of Establishment Fees to RC	-	2,55,000.00
	LMS Project	1,00,32,383.00	1,34,65,650.00
	LC Share	-	18,75,38,635.00
	Skill development/ Conferences & Function Exp	45,21,851.00	22,38,173.00
	Restructuring of DEP	2,64,05,808.00	8,81,73,330.63
	International conference	6,98,118.00	53,919.00
	Lease	13,71,025.00	2,66,375.00
	Printing & Stationery	13,13,943.00	15,13,453.00
	Other Administrative Expenses	18,19,095.00	43,47,601.83
	Grant in Aid (GZS Bathinda)	-	1,76,45,000.00
	Expenditure - Regional Centres	3,15,98,045.45	4,11,31,836.00
	Expenditure - Bathinda Campus	-	26,00,28,744.48
	Total	36,25,03,607.01	98,78,41,695.40

PUNJAB TECHNICAL UNIVERSITY

2015-16

16	Office & Administrative Expenses	CURRENT YEAR	PREVIOUS YEAR
	a) Electercity & Water Charges	1,16,20,387.00	1,13,18,566.52
	b) Insurance	-	-
	c) Rent, Rates and Taxes	-	-
	d) Postage & telegram	56,72,795.00	69,77,934.00
	e) Printing & stationary	28,82,655.00	84,03,046.00
	f) Travelling & conveyence Expenses	23,92,994.00	14,23,362.00
	g) Hospitality	64,61,014.89	1,09,31,856.80
	h) Auditors Remuneration	93,380.00	43,92,848.00
	i) Professional Charges	73,97,479.00	1,14,08,373.00
	j) Advertisement & Publicity	79,60,267.00	1,58,20,527.00
	k) Magzines & Journals	1,50,83,163.03	17,03,278.43
	l) Other Expense		
	Misc. Honorarium	49,03,569.00	15,95,328.00
	Office Expenses	27,24,786.03	36,79,092.00
	University Association Fees	-	30,66,656.00
	Horticulture	15,34,940.00	16,87,378.00
	Depreciation	6,50,32,266.50	6,76,53,512.00
	Other Administrative Expenses	9,01,043.93	6,27,370.00
	Total	13,46,60,740.38	15,06,89,127.75
17	Transportation Expenses	CURRENT YEAR	PREVIOUS YEAR
	1. Vehicles (owned by educational instituion)		
	a) Running expenses	1,03,06,493.00	96,20,995.00
	b) Repairs & Maintenance	-	-
	c) Insurance Expenses	-	-
	2. Vehicles taken on rent /lease		
	a) Rent /lease expenses	-	-
	Total	1,03,06,493.00	96,20,995.00
18	Repairs & maintenance	CURRENT YEAR	PREVIOUS YEAR
	Repair & Maintenance/AMC Expenses	96,66,707.00	1,02,33,715.00
	Total	96,66,707.00	1,02,33,715.00
19	Finance Costs	CURRENT YEAR	PREVIOUS YEAR
	a) Interest on fixed loans	-	-
	b) Interest on other loans	-	-
	c) Bank charges	1,18,805.50	2,11,663.03
	Total	1,18,805.50	2,11,663.03
20	Other Expenses	CURRENT YEAR	PREVIOUS YEAR
	a) Provision for bad and doubtful debts/advances	-	-
	b) Irrevocable balances written off	-	-
	c) Others	-	-
	Total	-	-

51,72,56,352.89

514721243.02 - Page No 36

1031977596.09

8th Rd

I.K.G PUNJAB TECHNICAL UNIVERSITY
SCHEDULE OF FIXED ASSETS (PTU MAIN)
FOR THE FINANCIAL YEAR ENDING 31.03.2016

Sr. No.	NAME OF ASSET	COMPANY	RATE	OP. BAL.	ADDITIONS		DISCARDED/ ADJUSTED	BALANCE	DEPRECIATION	CLOSING W.D.V.
					<180 DAYS	>180 DAYS				
1	BOOKS	ACADEMIC	15%	67,51,327.62	34,648.00	4,16,055.00	-	72,02,030.62	10,49,100.00	61,52,930.62
2	OFFICE EQUIPMENTS	ACADEMIC	15%	58,679.00	-	1,78,298.00	-	2,36,977.00	22,174.00	2,14,803.00
3	FURNITURE AND FIXTURES	ACADEMIC	10%	-	13,945.00	1,57,237.00	-	1,71,182.00	9,256.00	1,61,926.00
4	AIR CONDITIONER	ADMIN	15%	1,35,07,341.00	71,900.00	-	-	1,35,79,241.00	20,36,886.00	1,15,42,355.00
5	ALMIRAH	ADMIN	10%	5,46,286.00	-	7,980.00	-	5,54,266.00	55,028.00	4,99,238.00
6	AQUAGUARD (R.O WATER DISPENSER)	ADMIN	15%	1,47,526.00	25,200.00	18,222.00	-	1,90,948.00	27,276.00	1,63,672.00
7	BUILDING (KAPURTHALA)	ADMIN	10%	16,75,26,407.19	-	83,02,568.00	-	17,58,28,975.19	1,71,67,769.00	15,86,61,206.19
8	BUILDING (MOHALI)	ADMIN	10%	4,03,13,125.00	-	-	-	4,03,13,125.00	40,31,313.00	3,62,81,812.00
9	BUS	ADMIN	15%	9,63,156.00	-	-	-	9,63,156.00	1,44,473.00	8,18,683.00
10	CAMERA	ADMIN	15%	13,515.00	-	-	-	13,515.00	2,027.00	11,488.00
11	CIVIL WORK AT KAPURTHALA (PHASE II)	ADMIN	0%	97,66,866.00	-	-	-	97,66,866.00	-	97,66,866.00
12	CIVIL WORK IN PROGRESS	ADMIN	0%	4,34,16,431.00	-	-	-	4,34,16,431.00	-	4,34,16,431.00
13	COMPUTER PERIPHERAL	ADMIN	60%	-	-	1,33,247.00	1,72,17,257.00	2,61,99,174.00	-	2,61,99,174.00
14	COMPUTERS	ADMIN	60%	47,33,805.00	24,44,296.00	6,57,726.00	-	1,33,247.00	39,974.00	93,273.00
15	CYCLES	ADMIN	15%	39,820.00	-	-	96,086.00	77,39,741.00	44,46,527.00	32,93,214.00
16	DIGITAL DISH	ADMIN	15%	2,168.00	-	-	-	39,820.00	5,973.00	33,847.00
17	ELECTRIC EQUIPMENT	ADMIN	15%	2,35,111.00	-	-	-	2,168.00	325.00	1,843.00
18	ELECTRIC FITTING	ADMIN	10%	72,30,406.00	-	-	-	2,35,111.00	35,267.00	1,99,844.00
19	EQUIPMENT (MOHALI)	ADMIN	15%	1,24,584.00	-	-	-	72,30,406.00	7,23,041.00	65,07,365.00
20	FAN	ADMIN	10%	37,477.00	10,000.00	1,950.00	-	1,24,584.00	18,688.00	1,05,896.00
21	FURNITURE & FIXTURES	ADMIN	10%	3,70,37,529.07	6,35,321.00	53,580.00	-	49,427.00	4,845.00	44,582.00
22	GENERATOR	ADMIN	15%	24,49,225.00	-	-	22,60,398.00	3,54,66,032.07	35,43,924.00	3,19,22,108.07
23	HAND DRYER	ADMIN	15%	84,996.00	-	-	-	24,49,225.00	3,67,384.00	20,81,841.00
24	HOT CASE, OVEN, HEATER	ADMIN	15%	8,852.00	2,551.00	-	-	84,996.00	12,749.00	72,247.00
25	HUB, SWITCHES	ADMIN	15%	69,060.00	14,950.00	12,095.00	-	11,403.00	1,710.00	9,693.00
26	INDUCTION COOKER HOTCASE	ADMIN	15%	17,473.00	11,050.00	-	-	96,105.00	13,509.00	82,596.00
27	LAND	ADMIN	0%	38,77,280.00	-	-	-	28,523.00	4,278.00	24,245.00
28	LIBRARY BOOKS & VIDEO CASSETTES	ADMIN	60%	4,76,771.75	-	-	-	38,77,280.00	-	38,77,280.00
29	LIFT	ADMIN	15%	26,73,302.00	-	-	2,177.00	4,74,594.75	2,84,757.00	1,89,837.75
30	MOBILE TELEPHONE	ADMIN	15%	84,118.00	3,750.00	33,660.00	-	26,73,302.00	4,00,995.00	22,72,307.00
31	OFFICE EQUIPMENT	ADMIN	15%	1,96,506.00	1,52,199.00	4,401.00	-	1,21,528.00	15,705.00	1,05,823.00
32	OFFICE EQUIPMENTS & ELECTRICAL EQUIPMENTS	ADMIN	15%	54,83,120.00	-	-	-	3,53,106.00	52,636.00	3,00,470.00
33	PHOTOSTATE	ADMIN	15%	2,48,492.00	-	-	-	54,83,120.00	8,22,468.00	46,60,652.00
34	PRESENTER	ADMIN	15%	2,634.00	-	-	-	2,48,492.00	37,274.00	2,11,218.00
35	PRINTER, SCANNER	ADMIN	15%	6,31,964.00	2,34,340.00	35,100.00	-	2,634.00	395.00	2,239.00
36	PROJECTOR	ADMIN	15%	1,75,843.00	-	-	-	9,01,404.00	1,32,578.00	7,68,826.00
37	RACKS	ADMIN	10%	8,48,386.00	-	-	-	1,75,843.00	26,376.00	1,49,467.00
38	REFRIGERATOR	ADMIN	15%	23,721.00	9,000.00	-	-	8,48,386.00	84,839.00	7,63,547.00
39	SOFTWARE DEVELOPMENT	ADMIN	15%	23,02,808.00	-	-	-	32,721.00	4,908.00	27,813.00
40	SOUND SYSTEM	ADMIN	15%	22,397.00	-	-	-	23,02,808.00	3,45,421.00	19,57,387.00
41	SPEAKER PHONE	ADMIN	15%	1,02,325.00	-	-	-	22,397.00	3,360.00	19,037.00
42	SUBMERCIBLE PUMP	ADMIN	15%	90,737.00	-	-	-	1,02,325.00	15,349.00	86,976.00
43	TRACTOR	ADMIN	15%	4,21,504.00	-	-	-	90,737.00	13,611.00	77,126.00
44	TRACTOR EQUIPMENT	ADMIN	15%	93,564.00	-	-	-	4,21,504.00	63,226.00	3,58,278.00
								93,564.00	14,035.00	79,529.00


45	TV SONY LED	ADMIN	15%	3,26,386.00	-	-	-	3,26,386.00	48,958.00	2,77,428.00
46	UPS	ADMIN	15%	49,093.00	13,150.00	4,790.00	-	67,033.00	9,696.00	57,337.00
47	VEHICLES	ADMIN	15%	27,39,655.00	-	-	-	27,39,655.00	4,10,948.00	23,28,707.00
48	VERTICAL BLINDS (FURNITURE)	ADMIN	10%	60,321.00	-	-	-	60,321.00	6,032.00	54,289.00
49	WATER COOLER	ADMIN	15%	-	-	49,156.00	-	49,156.00	3,687.00	45,469.00
50	PTU CAMPUS-KAPURTHALA ROAD	CIVIL	0%	1,43,17,334.00	26,36,317.00	28,30,016.00	93,89,045.00	1,03,94,622.00	-	1,03,94,622.00
51	CIVIL WORK AT PIT AMRITSAR	CIVIL	0%	3,76,436.00	-	-	-	3,76,436.00	-	3,76,436.00
52	CIVIL WORK AT PIT KHUNIMAJRA	CIVIL	0%	57,257.00	-	50,00,000.00	-	50,57,257.00	-	50,57,257.00
55	CIVIL WORK AT PIT SULTANPUR LODHI	CIVIL	0%	1,92,00,000.00	-	2,00,00,000.00	-	3,92,00,000.00	-	3,92,00,000.00
58	PIT KAPURTHALA	CIVIL	0%	39,70,08,116.00	20,28,70,420.00	25,00,00,000.00	-	84,98,78,536.00	-	84,98,78,536.00
59	CIVIL WORK PIT LADOWALI ROAD	CIVIL	0%	27,61,383.40	-	-	-	27,61,383.40	-	27,61,383.40
60	CIVIL WORK PIT RAIKOT LDH	CIVIL	0%	1,66,000.00	-	-	-	1,66,000.00	-	1,66,000.00
62	COMPUTER (P&D)	DRIC	60%	-	-	97,070.00	-	97,070.00	29,121.00	67,949.00
63	COMPUTER/LAPTOP A/C	DRIC	60%	-	63,136.00	99,952.00	1,740.00	1,61,348.00	66,823.00	94,525.00
64	FURNITURE & FIXTURES	DRIC	10%	-	-	5,50,897.00	-	5,50,897.00	27,545.00	5,23,352.00
65	OFFICE EQUIPMENT	DRIC	15%	-	-	92,625.00	16,485.00	76,140.00	4,474.00	71,666.00
66	OFFICE EQUIPMENT (P&D)	DRIC	15%	-	-	32,478.00	-	32,478.00	2,436.00	30,042.00
67	PRINTERS (P&D)	DRIC	15%	-	-	32,600.00	-	32,600.00	2,445.00	30,155.00
68	SOFTWARE DEVELOPMENT	DRIC	15%	-	5,639.00	5,084.00	-	10,723.00	1,227.00	9,496.00
69	SWITCH, HUB, ROUTER (P&D)	DRIC	15%	-	-	2,800.00	-	2,800.00	210.00	2,590.00
70	UPS (P&D)	DRIC	15%	-	-	2,800.00	-	2,800.00	210.00	2,590.00
71	COMPUTER PERIPHERALS	STUDENT AFFAIRS	60%	-	4,500.00	2,140.00	-	6,640.00	3,342.00	3,298.00
72	COMPUTERS	STUDENT AFFAIRS	60%	-	48,054.00	-	-	48,054.00	28,832.00	19,222.00
73	FURNITURE & FIXTURES	STUDENT AFFAIRS	10%	-	37,512.00	98,377.00	-	1,35,889.00	8,670.00	1,27,219.00
74	TELEPHONE SET	STUDENT AFFAIRS	15%	-	2,600.00	-	-	2,600.00	390.00	2,210.00
75	COMPUTER PERIPHERALS	EXAM	60%	78,334.00	21,880.00	47,000.00	-	1,47,214.00	74,228.00	72,986.00
76	FURNITURE & FIXTURES	EXAM	10%	-	-	13,931.00	-	13,931.00	697.00	13,234.00
77	OFFICE EQUIPMENT	EXAM	15%	14,203.00	1,40,187.00	-	-	1,54,390.00	23,159.00	1,31,231.00
78	PRINTERS	EXAM	15%	-	2,07,295.00	-	-	2,07,295.00	31,094.00	1,76,201.00
79	AIR CONDITIONER PIT KPT	PIT	15%	1,82,799.92	-	-	-	1,82,799.92	27,420.00	1,55,379.92
80	ALUMINIUM FIXTURE	PIT	10%	1,70,010.00	-	-	-	1,70,010.00	17,001.00	1,53,009.00
81	BOOKS PIT HOSHIARPUR	PIT	15%	3,83,747.00	-	1,75,297.00	-	5,59,044.00	70,709.00	4,88,335.00
82	BOOKS PIT KAPURTHALA	PIT	15%	6,87,684.00	22,183.00	2,19,095.00	-	9,28,962.00	1,22,912.00	8,06,050.00
83	BOOKS PIT KHUNIMAJRA	PIT	15%	4,83,891.00	4,66,171.00	21,540.00	-	9,71,602.00	1,44,125.00	8,27,477.00
84	BOOKS PIT KPT	PIT	15%	8,106.59	-	-	-	8,106.59	1,216.00	6,890.59
85	BUILDING PIT ASR	PIT	10%	6,30,99,900.00	-	-	-	6,30,99,900.00	63,09,990.00	5,67,89,910.00
86	BUILDING PIT DINANAGAR	PIT	10%	40,50,000.00	-	-	-	40,50,000.00	4,05,000.00	36,45,000.00
87	BUILDING PIT HOSHIARPUR	PIT	10%	1,54,96,020.00	-	68,27,248.00	-	2,23,23,268.00	18,90,964.00	2,04,32,304.00
88	BUILDING PIT KPT FROM CAPARO	PIT	10%	4,85,42,852.68	-	-	-	4,85,42,852.68	48,54,285.00	4,36,88,567.68
89	BUILDING PIT KUNIMAJRA	PIT	10%	3,20,43,600.00	-	-	-	3,20,43,600.00	32,04,360.00	2,88,39,240.00
90	BUILDING MOHALI CAMPUS	PIT	10%	-	-	4,76,445.00	-	4,76,445.00	23,822.00	4,52,623.00
91	COMPUTER EQUIPMENT CAMP MOHALI	PIT	60%	68,293.00	-	-	-	68,293.00	40,976.00	27,317.00
92	COMPUTER LAB EQP HOSP	PIT	60%	61,902.00	-	-	-	61,902.00	37,141.00	24,761.00
93	COMPUTERS PERIPHERALS PIT BHIKHIWIND	PIT	60%	62,615.00	-	-	-	62,615.00	37,569.00	25,046.00
94	COMPUTERS PERIPHERALS PIT KPT	PIT	60%	3,13,079.00	2,250.00	19,882.00	-	3,35,211.00	1,95,162.00	1,40,049.00
95	COMPUTERS PIT	PIT	60%	2,45,997.00	-	-	-	2,45,997.00	1,47,598.00	98,399.00
96	COMPUTERS PIT Kpt	PIT	60%	99,198.67	-	-	-	99,198.67	59,519.00	39,679.67
97	CYCLES	PIT	15%	2,312.00	-	-	-	2,312.00	347.00	1,965.00
98	ELECTRIC PANEL PIT MOHALI	PIT	15%	-	4,89,267.00	-	-	4,89,267.00	73,390.00	4,15,877.00
99	FIRE FIGHTING EQUIPMENT PIT KPT	PIT	100%	0.25	-	-	-	0.25	-	0.25
100	FURNITURE & FIXTURES BATALA	PIT	10%	25,88,026.00	2,57,715.00	54,045.00	-	28,99,786.00	2,87,276.00	26,12,510.00
101	FURNITURE & FIXTURES DINANAGAR	PIT	10%	22,92,964.00	-	2,53,352.00	-	25,46,316.00	2,41,964.00	23,04,352.00
102	FURNITURE & FIXTURES HSP	PIT	10%	91,00,477.00	-	99,326.00	-	91,99,803.00	9,15,014.00	82,84,789.00
103	FURNITURE & FIXTURES KPT	PIT	10%	51,22,619.20	1,61,326.00	7,13,459.00	-	59,97,404.20	5,64,067.00	54,33,337.20

104	FURNITURE & FIXTURES Ludhiana	PIT	10%	39,585.00	-	-	-	39,585.00	3,959.00	35,626.00
105	FURNITURE & FIXTURES MOHALI	PIT	10%	5,16,712.00	41,419.00	-	-	5,58,131.00	55,813.00	5,02,318.00
106	FURNITURE & FIXTURES PIT	PIT	10%	26,89,438.00	-	-	-	26,89,438.00	2,68,944.00	24,20,494.00
107	FURNITURE & FIXTURES PIT KPT	PIT	10%	3,35,125.00	-	-	-	3,35,125.00	33,513.00	3,01,612.00
108	FURNITURE & FIXTURES KHUNIMAJRA	PIT	10%	66,02,145.00	53,767.00	99,356.00	-	67,55,268.00	6,70,559.00	60,84,709.00
109	FURNITURE & FIXTURES AMRITSAR	PIT	10%	27,19,081.00	4,672.00	1,26,856.00	-	28,50,609.00	2,78,718.00	25,71,891.00
110	FURNITURE & FIXTURES BHIKHIWIND	PIT	10%	27,30,315.00	1,75,021.00	1,39,581.00	-	30,44,917.00	2,97,513.00	27,47,404.00
111	GENERATOR SET PIT KPT	PIT	15%	5,04,884.77	-	-	-	5,04,884.77	75,733.00	4,29,151.77
112	HORTICULTURE EQUIPMENT PIT KPT	PIT	15%	74,638.00	-	-	-	74,638.00	11,196.00	63,442.00
113	LAB EQUIPMENTS PIT BATALA	PIT	15%	1,05,856.00	-	-	-	1,05,856.00	15,878.00	89,978.00
114	LAB EQUIPMENTS PIT AMRITSAR	PIT	15%	74,144.00	-	-	-	74,144.00	11,122.00	63,022.00
115	LAB EQUIPMENTS PIT HOSHIARPUR	PIT	15%	33,45,322.00	1,48,399.00	2,390.00	-	34,96,111.00	5,24,237.00	29,71,874.00
116	LAB EQUIPMENTS PIT KHUNIMAJRA	PIT	15%	66,402.00	-	12,053.00	-	78,455.00	10,864.00	67,591.00
117	LAB EQUIPMENTS PIT KPT	PIT	15%	21,64,032.46	-	5,68,099.00	-	27,32,131.46	3,67,212.00	23,64,919.46
118	LABORATORY EXP PIT KPT	PIT	15%	-	1,18,077.00	4,67,874.00	-	5,85,951.00	52,802.00	5,33,149.00
119	OFFICE EQUIPMENTS AMRITSAR	PIT	15%	55,20,798.00	4,600.00	61,380.00	-	55,86,778.00	8,33,413.00	47,53,365.00
120	OFFICE EQUIPMENT CAMP MOHALI	PIT	15%	4,27,702.00	-	-	-	4,27,702.00	64,155.00	3,63,547.00
121	OFFICE EQUIPMENT DINANAGAR	PIT	15%	31,20,898.00	1,15,883.00	1,31,518.00	-	33,68,299.00	4,95,381.00	28,72,918.00
122	OFFICE EQUIPMENT KHUNIMAJRA	PIT	15%	9,09,091.00	4,80,543.00	1,34,180.00	-	15,23,814.00	2,18,509.00	13,05,305.00
123	OFFICE EQUIPMENT MOHALI	PIT	15%	3,93,450.00	-	-	-	3,93,450.00	59,018.00	3,34,432.00
124	OFFICE EQUIPMENT PIT KPT	PIT	15%	88,33,873.74	1,95,171.00	12,43,558.02	-	1,02,72,602.76	14,47,624.00	88,24,978.76
125	OFFICE EQUIPMENT PIT SULTANPUR	PIT	15%	-	43,679.00	14,190.00	-	57,869.00	7,616.00	50,253.00
126	OFFICE EQUIPMENT HOSHIARPUR	PIT	15%	43,16,878.00	86,940.00	79,609.00	-	44,83,427.00	6,66,543.00	38,16,884.00
127	OFFICE EQUIPMENT PIT BHIKHIWIND	PIT	15%	20,57,630.00	1,13,999.00	85,608.00	-	22,57,237.00	3,32,165.00	19,25,072.00
128	OFFICE EQUIPMENT PIT BATALA	PIT	15%	36,10,363.00	5,84,550.00	64,572.00	-	42,59,485.00	6,34,080.00	36,25,405.00
129	REFRIGERATION PIT KPT	PIT	15%	4,921.39	-	-	-	4,921.39	738.00	4,183.39
	TOTAL			1,36,70,67,275.70	21,32,79,472.00	30,10,64,348.02	2,89,83,188.00	1,51,16,21,168.72	6,39,74,785.00	1,44,76,46,383.72

51,47,21,243.02

I.K.G PUNJAB TECHNICAL UNIVERSITY (DEP)
SCHEDULE OF FIXED ASSETS FOR THE YEAR ENDED 31ST MARCH 2016

Sr. No.	NAME OF ASSET	RATE	OP. BAL.	ADDITIONS		DISCARDED/ ADJUSTED	BALANCE	DEPRECIATION	CLOSING W.D.V.
				<180 DAYS	>180 DAYS				
1	CAR	15%	42134	0	0	0	42134	6320	35814
2	COMPUTERS	60%	113585	0	0	0	113585	68151	45434
3	FURNITURE & FIXTURES	10%	1554540	0	0	0	1554540	155454	1399086
4	OFFICE EQUIPMENTS & ELECTRIC EQUIPMENTS	15%	709555	0	377423	0	1086978	134740	952238
TOTAL			2419814	0	377423	0	2797237	364665	2432572





B (34)

PUNJAB TECHNICAL UNIVERSITY

2016-17

15	Academic Expenses	CURRENT YEAR	PREVIOUS YEAR
	a) Laboratory fee	11,090.00	4,460.00
	b) Field work/ Participation Fee	-	-
	c) Seminar/Workshop	28,64,961.00	37,73,777.46
	d) Scholarship	1,75,831.00	-
	e) Examination	17,00,36,206.00	19,17,19,712.10
	f) Student Welfare Expense	69,21,774.00	88,30,882.00
	g) Admission Expenses	2,48,25,404.00	4,57,17,100.00
	h) Convocation Expense	7,78,220.00	23,181.00
	i) Publication	-	-
	j) Stipend/ means-cum-merit scholarship	3,45,387.00	25,93,500.00
	k) Subscription Expense	13,93,024.00	6,32,384.00
	j) Others		
	Foreign Languages Course (Mohali)	-	-
	Inspection Expenses	5,37,167.00	9,79,243.00
	IDP/Super 50 Project	5,42,000.00	-
	Faculty Training & Development Expenses	28,70,835.88	52,40,715.00
	Enterprenurship Development and Incubation Centre	34,67,831.00	19,86,022.00
	Grant in Aid- Research Activities/TQUIP Etc.	44,49,847.00	2,18,10,496.00
	Honorarium to Guest Faculty	1,09,77,724.00	-
	Destination of Punjab	-	14,31,866.00
	Share of Establishment Fees to RC	-	-
	LMS Project	-	1,00,32,383.00
	Conferences & Function Exp	43,43,520.00	45,21,851.00
	Restructuring of DEP	-	2,64,05,808.00
	International conference	35,02,228.80	6,98,118.00
	Lease Line Rent	5,74,487.00	13,71,025.00
	Printing & Stationery	23,45,951.00	13,13,943.00
	Other Administrative Expenses	23,21,746.00	18,19,095.00
	Expenditure - Regional Centres	2,54,70,456.17	3,15,98,045.45
	Total	26,87,55,690.85	36,25,03,607.01

Handwritten signatures and initials in blue ink.

(33)

PUNJAB TECHNICAL UNIVERSITY			
		2016-17	
16	Office & Administrative Expenses	CURRENT YEAR	PREVIOUS YEAR
	a) Electercity & Water Charges	1,46,29,069.00	1,16,20,387.00
	b) Insurance	-	-
	c) Rent, Rates and Taxes	-	-
	d) Postage & telephone	77,66,098.00	56,72,795.00
	e) Printing & stationary	48,68,206.00	28,82,655.00
	f) Travelling & conveyence Expenses	42,09,337.00	23,92,994.00
	g) Hospitality	73,43,225.65	64,61,014.89
	h) Auditors Remuneration	16,36,252.00	93,380.00
	i) Professional Charges	1,18,71,603.00	73,97,479.00
	j) Advertisement & Publicity	2,10,82,389.00	79,60,267.00
	k) Magzines & Journals	56,46,242.00	1,50,83,163.03
	l) Other Expense	-	-
	Misc. Honorarium	2,15,000.00	49,03,569.00
	Office Expenses	45,51,907.54	27,24,786.03
	University Association Fees	-	-
	TDS	-	-
	Horticulture	33,97,460.00	15,34,940.00
	Depreciation	11,58,39,330.00	6,50,32,266.50
	Other Administrative Expenses	15,52,752.00	9,01,043.93
	Total	20,46,08,871.19	13,46,60,740.38
17	Transportation Expenses	CURRENT YEAR	PREVIOUS YEAR
	1. Vehicles (owned by educational instituion)		
	a) Running expenses	68,94,940.00	1,03,06,493.00
	b) Repairs & Maintenance	-	-
	c) Insurance Expenses	2,27,590.00	-
	2. Vehicles taken on rent /lease		
	a) Rent /lease expenses	65,58,347.00	-
	Total	1,36,80,877.00	1,03,06,493.00
18	Repairs & Maintenance	CURRENT YEAR	PREVIOUS YEAR
	Repairs & Maintenance/AMC Expenses	74,32,332.00	96,66,707.00
	Total	74,32,332.00	96,66,707.00
19	Finance Costs	CURRENT YEAR	PREVIOUS YEAR
	a) Interest on fixed loans	-	-
	b) Interest on other loans	-	-
	c) Bank charges	5,23,722.66	1,18,805.50
	Total	5,23,722.66	1,18,805.50
20	Other Expenses	CURRENT YEAR	PREVIOUS YEAR
	a) Provision for bad and doubtful debts/advances	-	-
	b) Irrevocable balances written off	-	-
	c) Others	-	-
	Total	-	-
		49,50,01,493.70	

I.K.G PUNJAB TECHNICAL UNIVERSITY
SCHEDULE OF FIXED ASSETS (PTU MAIN)
FOR THE FINANCIAL YEAR ENDING 31.03.2017

Sr. No.	NAME OF ASSET	COMPANY	RATE	OP. BAL.	ADDITIONS		DISCARDED/ ADJUSTED	BALANCE	DEPRECIATION	CLOSING W.D.V.
					<180 DAYS	>180 DAYS				
1	BOOKS	ACADEMIC	60%	61,52,930.62	3,53,077.00	8,06,859.00	-	73,12,866.62	41,45,662.00	31,67,204.62
2	OFFICE EQUIPMENTS	ACADEMIC	15%	2,14,803.00	45,289.00	1,31,366.00	-	3,91,458.00	48,866.00	3,42,592.00
3	FURNITURE AND FIXTURES	ACADEMIC	10%	1,61,926.00	4,81,093.00	3,97,132.00	-	10,40,151.00	84,159.00	9,55,992.00
4	AIR CONDITIONER	ADMIN	15%	1,15,42,355.00	-	-	-	1,15,42,355.00	17,31,353.00	98,11,002.00
5	ALMIRAH	ADMIN	10%	4,99,238.00	15,960.00	1,41,422.00	-	6,56,620.00	58,591.00	5,98,029.00
6	AQUAGUARD (R.O WATER DISPENSER)	ADMIN	15%	1,63,672.00	27,873.00	35,945.00	-	2,27,490.00	31,428.00	1,96,062.00
7	BIOMETRIC DEVICE	ADMIN	15%	-	-	38,177.00	-	38,177.00	2,863.00	35,314.00
8	BUILDING (KAPURTHALA)	ADMIN	10%	15,86,61,206.19	1,23,50,000.00	1,02,10,51,000.00	-	1,19,20,62,206.19	6,81,53,671.00	1,12,39,08,535.19
9	BUILDING (MOHALI)	ADMIN	10%	3,62,81,812.00	-	-	-	3,62,81,812.00	36,28,181.00	3,26,53,631.00
10	BUS	ADMIN	15%	8,18,683.00	-	-	-	8,18,683.00	1,22,802.00	6,95,881.00
11	CAMERA	ADMIN	15%	11,488.00	22,419.00	-	-	33,907.00	5,086.00	28,821.00
12	CHAIRS	ADMIN	10%	-	31,475.00	4,900.00	-	36,375.00	3,393.00	32,982.00
13	CIVIL WORK AT KAPURTHALA (PHASE II)	ADMIN	0%	97,66,866.00	-	-	-	97,66,866.00	-	97,66,866.00
14	CIVIL WORK IN PROGRESS	ADMIN	0%	2,61,99,174.00	-	-	-	2,61,99,174.00	-	2,61,99,174.00
15	COMPUTER PERIPHERAL	ADMIN	60%	93,273.00	3,12,115.00	-	-	4,05,388.00	2,43,233.00	1,62,155.00
16	COMPUTERS	ADMIN	60%	32,93,214.00	7,99,813.00	54,510.00	34,386.00	41,13,151.00	24,51,538.00	16,61,613.00
17	CYCLES	ADMIN	15%	33,847.00	-	-	-	33,847.00	5,077.00	28,770.00
18	DIGITAL DISH	ADMIN	15%	1,843.00	-	-	-	1,843.00	276.00	1,567.00
19	ELECTRIC EQUIPMENT	ADMIN	15%	1,99,844.00	-	-	-	1,99,844.00	29,977.00	1,69,867.00
20	ELECTRIC FITTING	ADMIN	10%	65,07,365.00	-	-	-	65,07,365.00	6,50,737.00	58,56,628.00
21	EPBX MACHINE (PANASONIC)	ADMIN	15%	-	-	19,500.00	-	19,500.00	1,463.00	18,037.00
22	EQUIPMENT (MOHALI)	ADMIN	15%	1,05,896.00	-	-	-	1,05,896.00	15,884.00	90,012.00
23	FAN	ADMIN	15%	44,582.00	1,400.00	-	-	45,982.00	6,897.00	39,085.00
24	FURNITURE & FIXTURES	ADMIN	10%	3,19,22,108.07	1,05,195.00	2,87,626.00	-	3,23,14,929.07	32,17,112.00	2,90,97,817.07
25	GENERATOR	ADMIN	15%	20,81,841.00	-	-	-	20,81,841.00	3,12,276.00	17,69,565.00
26	HAND DRYER	ADMIN	15%	72,247.00	-	-	-	72,247.00	10,837.00	61,410.00
27	HOT CASE, OVEN, HEATER	ADMIN	15%	9,693.00	-	-	-	9,693.00	1,454.00	8,239.00
28	HUB, SWITCHES	ADMIN	15%	82,596.00	22,269.00	-	-	1,04,865.00	15,730.00	89,135.00
29	INDUCTION COOKER HOTCASE	ADMIN	15%	24,245.00	3,450.00	-	-	27,695.00	4,154.00	23,541.00
30	LAND	ADMIN	0%	38,77,280.00	-	-	-	38,77,280.00	-	38,77,280.00
31	LIABRARY BOOKS & VIDEO CASSETTES	ADMIN	60%	1,89,837.75	-	-	-	1,89,837.75	1,13,903.00	75,934.75

100 & F

150

32	LIFT	ADMIN	15%	22,72,307.00	-	-	-	22,72,307.00	3,40,846.00	19,31,461.00
33	MOBILE TELEPHONE	ADMIN	15%	1,05,823.00	-	-	-	1,05,823.00	15,873.00	89,950.00
34	OFFICE EQUIPMENT	ADMIN	15%	3,00,470.00	-	-	-	3,00,470.00	45,071.00	2,55,399.00
35	OFFICE EQUIPMENTS & ELECTRICAL EQUIPME	ADMIN	15%	46,60,652.00	-	-	-	46,60,652.00	6,99,098.00	39,61,554.00
36	PHOTOSTATE	ADMIN	15%	2,11,218.00	-	-	-	2,11,218.00	31,683.00	1,79,535.00
37	PRESENTER	ADMIN	15%	2,239.00	-	-	-	2,239.00	336.00	1,903.00
38	PRINTER, SCANNER	ADMIN	15%	7,68,826.00	49,500.00	36,390.00	-	8,54,716.00	1,25,478.00	7,29,238.00
39	PROJECTOR	ADMIN	15%	1,49,467.00	-	-	-	1,49,467.00	22,420.00	1,27,047.00
40	RACKS	ADMIN	10%	7,63,547.00	1,23,600.00	-	-	8,87,147.00	88,715.00	7,98,432.00
41	REFRIGERATOR	ADMIN	15%	27,813.00	-	-	-	27,813.00	4,172.00	23,641.00
42	SOFTWARE DEVELOPMENT	ADMIN	15%	19,57,387.00	46,435.00	1,14,794.00	-	21,18,616.00	3,09,183.00	18,09,433.00
43	SOUND SYSTEM	ADMIN	15%	19,037.00	-	-	-	19,037.00	2,856.00	16,181.00
44	SPEAKER PHONE	ADMIN	15%	86,976.00	-	-	-	86,976.00	13,046.00	73,930.00
45	SUBMERCIBLE PUMP	ADMIN	15%	77,126.00	-	-	-	77,126.00	11,569.00	65,557.00
46	TRACTOR	ADMIN	15%	3,58,278.00	-	-	-	3,58,278.00	53,742.00	3,04,536.00
47	TRACTOR EQUIPMENT	ADMIN	15%	79,529.00	-	-	-	79,529.00	11,929.00	67,600.00
48	TV SONY LED	ADMIN	15%	2,77,428.00	-	-	-	2,77,428.00	41,614.00	2,35,814.00
49	UPS	ADMIN	15%	57,337.00	5,700.00	1,85,959.00	-	2,48,996.00	23,402.00	2,25,594.00
50	VEHICLES	ADMIN	15%	23,28,707.00	-	-	-	23,28,707.00	3,49,306.00	19,79,401.00
51	VERTICAL BLINDS (FURNITURE)	ADMIN	10%	54,289.00	-	-	-	54,289.00	5,429.00	48,860.00
52	WATER COOLER	ADMIN	15%	45,469.00	-	-	-	45,469.00	6,820.00	38,649.00
53	PTU CAMPUS-KAPURTHALA ROAD	CIVIL	0%	1,03,94,622.00	1,16,97,35,063.00	23,74,34,403.00	1,03,32,51,000.00	38,43,13,088.00	-	38,43,13,088.00
54	CIVIL WORK AT PIT AMRITSAR	CIVIL	0%	3,76,436.00	-	-	-	3,76,436.00	-	3,76,436.00
55	CIVIL WORK AT PIT KHUNIMAJRA	CIVIL	0%	50,57,257.00	5,54,93,000.00	-	-	6,05,50,257.00	-	6,05,50,257.00
56	CIVIL WORK AT PIT MANSA	CIVIL	0%	-	4,75,671.00	-	-	4,75,671.00	-	4,75,671.00
57	CIVIL WORK AT PIT SULTANPUR LODHI	CIVIL	0%	3,92,00,000.00	4,50,00,000.00	-	-	8,42,00,000.00	-	8,42,00,000.00
58	PIT KAPURTHALA	CIVIL	0%	84,98,78,536.00	-	-	84,98,78,536.00	-	-	-
59	CIVIL WORK PIT LADOWALI ROAD	CIVIL	0%	27,61,383.40	-	-	-	27,61,383.40	-	27,61,383.40
60	CIVIL WORK PIT RAIKOT LDH	CIVIL	0%	1,66,000.00	1,00,44,500.00	4,08,276.00	1,66,000.00	1,04,52,776.00	-	1,04,52,776.00
61	COMPUTER (P&D)	DRIC	60%	67,949.00	1,45,090.00	-	-	2,13,039.00	1,27,823.00	85,216.00
62	COMPUTER/LAPTOP A/C	DRIC	60%	94,525.00	82,000.00	-	-	1,76,525.00	1,05,915.00	70,610.00
63	COMPUTER PERIPHERALS	DRIC	60%	-	19,300.00	1,800.00	-	21,100.00	12,120.00	8,980.00
64	COMPUTER PERIPHERALS (P&D)	DRIC	60%	-	5,300.00	3,850.00	-	9,150.00	4,335.00	4,815.00
65	FURNITURE & FIXTURES	DRIC	10%	5,23,352.00	1,39,870.00	74,295.00	-	7,37,517.00	70,037.00	6,67,480.00
66	FURNITURE & FIXTURES (P&D)	DRIC	10%	-	4,38,865.00	-	-	4,38,865.00	43,887.00	3,94,978.00
67	OFFICE EQUIPMENT	DRIC	15%	71,666.00	58,611.00	1,16,109.00	-	2,46,386.00	28,250.00	2,18,136.00
68	OFFICE EQUIPMENT (P&D)	DRIC	15%	30,042.00	37,992.00	24,097.00	-	92,131.00	12,012.00	80,119.00
69	PRINTERS (P&D)	DRIC	15%	30,155.00	79,103.00	-	-	1,09,258.00	16,389.00	92,869.00
70	SOFTWARE DEVELOPMENT	DRIC	15%	9,496.00	-	-	-	9,496.00	1,424.00	8,072.00
71	SWITCH, HUB, ROUTER (P&D)	DRIC	15%	2,590.00	-	-	-	2,590.00	389.00	2,201.00
72	UPS (P&D)	DRIC	15%	2,590.00	-	-	-	2,590.00	389.00	2,201.00
73	COMPUTER PERIPHERALS	STUDENT AFFAIRS	60%	3,298.00	850.00	1,29,109.00	-	1,33,257.00	41,222.00	92,035.00
74	COMPUTERS	STUDENT AFFAIRS	60%	19,222.00	1,93,179.00	-	-	2,12,401.00	1,27,441.00	84,960.00
75	COMPUTERS/LAPTOP/PRINTERS(NSS)	STUDENT AFFAIRS	60%	-	12,600.00	-	-	12,600.00	7,560.00	5,040.00

[Handwritten signature]

[Handwritten mark]

76	COMPUTERS/PRINTERS (YOUTH AFFAIRS)	STUDENT AFFAIRS	60%	-	61,135.00			61,135.00	36,681.00	24,454.00
77	FURNITURE & FIXTURES	STUDENT AFFAIRS	10%	1,27,219.00	76,333.00	70,866.00	-	2,74,418.00	23,899.00	2,50,519.00
78	OFFICE EQUIPMENT	STUDENT AFFAIRS	15%	-	17,860.00	16,839.00		34,699.00	3,942.00	30,757.00
79	PRINTER	STUDENT AFFAIRS	15%	-	-	13,800.00		13,800.00	1,035.00	12,765.00
80	TELEPHONE SET	STUDENT AFFAIRS	15%	2,210.00	-	-	-	2,210.00	332.00	1,878.00
81	COMPUTER PERIPHERALS	EXAM	60%	72,986.00	3,85,097.00	-	-	4,58,083.00	2,74,850.00	1,83,233.00
82	FURNITURE & FIXTURES	EXAM	10%	13,234.00	-	10,287.00	-	23,521.00	1,838.00	21,683.00
83	OFFICE EQUIPMENT	EXAM	15%	1,31,231.00	10,315.00	-	-	1,41,546.00	21,232.00	1,20,314.00
84	PRINTERS	EXAM	15%	1,76,201.00	-	-	-	1,76,201.00	26,430.00	1,49,771.00
85	AIR CONDITIONER PIT KPT	PIT	15%	1,55,379.92	-	-	-	1,55,379.92	23,307.00	1,32,072.92
86	ALUMINIUM FIXTURE	PIT	10%	1,53,009.00	-	-	-	1,53,009.00	15,301.00	1,37,708.00
87	BOOKS EXP PIT AMRITSAR	PIT	60%	-		1,12,606.00	-	1,12,606.00	33,782.00	78,824.00
88	BOOKS PIT BATALA	PIT	60%	-	90,772.00	-	-	90,772.00	54,463.00	36,309.00
89	BOOKS PIT HOSHIARPUR	PIT	60%	4,88,335.00	-	20,220.00	-	5,08,555.00	2,99,067.00	2,09,488.00
90	BOOKS PIT KAPURTHALA	PIT	60%	8,06,050.00	9,481.00	527.00	-	8,16,058.00	4,89,477.00	3,26,581.00
91	BOOKS PIT KHUNIMAJRA	PIT	60%	8,27,477.00	4,85,021.00	-	-	13,12,498.00	7,87,499.00	5,24,999.00
92	BOOKS PIT KPT	PIT	60%	6,890.59	-	-	-	6,890.59	4,134.00	2,756.59
93	BUILDING PIT ASR	PIT	10%	5,67,89,910.00	-	-	-	5,67,89,910.00	56,78,991.00	5,11,10,919.00
94	BUILDING PIT DINANAGAR	PIT	10%	36,45,000.00	-	-	-	36,45,000.00	3,64,500.00	32,80,500.00
95	BUILDING PIT HOSHIARPUR	PIT	10%	2,04,32,304.00	-	-	-	2,04,32,304.00	20,43,230.00	1,83,89,074.00
96	BUILDING PIT KPT FROM CAPARO	PIT	10%	4,36,88,567.68	-	-	-	4,36,88,567.68	43,68,857.00	3,93,19,710.68
97	BUILDING PIT KUNIMAJRA	PIT	10%	2,88,39,240.00	-	-	-	2,88,39,240.00	28,83,924.00	2,59,55,316.00
98	BUILDING MOHALI CAMPUS	PIT	10%	4,52,623.00	-	-	-	4,52,623.00	45,262.00	4,07,361.00
99	COMPUTER EQUIPMENT CAMP MOHALI	PIT	60%	27,317.00	-	-	-	27,317.00	16,390.00	10,927.00
100	COMPUTER LAB EQP HOSP	PIT	60%	24,761.00	-	-	-	24,761.00	14,857.00	9,904.00

Handwritten signature in blue ink, possibly reading "K. P. Singh" or similar.

Handwritten number "30" inside a circle.

101	COMPUTERS PERIPHERALS PIT BHIKHIWIND	PIT	60%	25,046.00	-	2,200.00	-	27,246.00	15,688.00	11,558.00
102	COMPUTERS PERIPHERALS PIT KPT	PIT	60%	1,40,049.00	1,71,700.00	1,33,932.00	-	4,45,681.00	2,27,229.00	2,18,452.00
103	COMPUTERS PIT	PIT	60%	98,399.00	-	-	-	98,399.00	59,039.00	39,360.00
104	COMPUTERS PIT KPT	PIT	60%	39,679.67	-	-	-	39,679.67	23,808.00	15,871.67
105	CYCLES	PIT	15%	1,965.00	-	-	-	1,965.00	295.00	1,670.00
106	ELECTRIC PANEL PIT MOHALI	PIT	15%	4,15,877.00	-	-	-	4,15,877.00	62,382.00	3,53,495.00
107	FIRE FIGHTING EQUIPMENT PIT KPT	PIT	100%	0.25	-	-	-	0.25	-	0.25
108	FURNITURE & FIXTURES BATALA	PIT	10%	26,12,510.00	37,548.00	3,24,840.00	-	29,74,898.00	2,81,248.00	26,93,650.00
109	FURNITURE & FIXTURES DINANAGAR	PIT	10%	23,04,352.00	61,403.00	37,232.00	-	24,02,987.00	2,38,437.00	21,64,550.00
110	FURNITURE & FIXTURES HSP	PIT	10%	82,84,789.00	-	35,638.00	-	83,20,427.00	8,30,261.00	74,90,166.00
111	FURNITURE & FIXTURES KPT	PIT	10%	54,33,337.20	4,68,165.00	84,42,196.00	-	1,43,43,698.20	10,12,260.00	1,33,31,438.20
112	FURNITURE & FIXTURES LUDHIANA	PIT	10%	35,626.00	-	-	-	35,626.00	3,563.00	32,063.00
113	FURNITURE & FIXTURES MOHALI	PIT	10%	5,02,318.00	-	7,778.00	-	5,10,096.00	50,621.00	4,59,475.00
114	FURNITURE & FIXTURES PIT	PIT	10%	24,20,494.00	-	-	-	24,20,494.00	2,42,049.00	21,78,445.00
115	FURNITURE & FIXTURES PIT KPT	PIT	10%	3,01,612.00	-	-	-	3,01,612.00	30,161.00	2,71,451.00
116	FURNITURE & FIXTURES KHUNIMAJRA	PIT	10%	60,84,709.00	4,23,700.00	3,47,767.00	-	68,56,176.00	6,68,229.00	61,87,947.00
117	FURNITURE & FIXTURES AMRITSAR	PIT	10%	25,71,891.00	-	1,36,234.00	-	27,08,125.00	2,64,001.00	24,44,124.00
118	FURNITURE & FIXTURES BHIKHIWIND	PIT	10%	27,47,404.00	74,938.00	2,05,969.00	-	30,28,311.00	2,92,533.00	27,35,778.00
119	GENERATOR SET PIT KPT	PIT	15%	4,29,151.77	-	-	-	4,29,151.77	64,373.00	3,64,778.77
120	HORTICULTURE EQUIPMENT PIT KPT	PIT	15%	63,442.00	-	-	-	63,442.00	9,516.00	53,926.00
121	LAB EQUIPMENTS PIT BATALA	PIT	15%	89,978.00	-	-	-	89,978.00	13,497.00	76,481.00
122	LAB EQUIPMENTS PIT AMRITSAR	PIT	15%	63,022.00	-	2,58,019.00	-	3,21,041.00	28,805.00	2,92,236.00
123	LAB EQUIPMENTS PIT DINANAGAR	PIT	15%	-	-	38,302.00	-	38,302.00	2,873.00	35,429.00
124	LAB EQUIPMENTS PIT HOSHIARPUR	PIT	15%	29,71,874.00	-	-	-	29,71,874.00	4,45,781.00	25,26,093.00
125	LAB EQUIPMENTS PIT KHUNIMAJRA	PIT	15%	67,591.00	-	-	-	67,591.00	10,139.00	57,452.00
126	LAB EQUIPMENTS PIT KPT	PIT	15%	23,64,919.46	10,623.00	1,33,973.00	-	25,09,515.46	3,66,379.00	21,43,136.46
127	LABORATORY EXP PIT KPT	PIT	15%	5,33,149.00	74,272.00	4,52,360.00	-	10,59,781.00	1,25,040.00	9,34,741.00
128	OFFICE EQUIPMENTS AMRITSAR	PIT	15%	47,53,365.00	13,000.00	1,06,576.00	-	48,72,941.00	7,22,948.00	41,49,993.00
129	OFFICE EQUIPMENT CAMP MOHALI	PIT	15%	6,97,979.00	1,00,866.00	1,19,277.00	-	9,18,122.00	1,28,773.00	7,89,349.00
130	OFFICE EQUIPMENT DINANAGAR	PIT	15%	28,72,918.00	76,667.00	5,24,378.00	-	34,73,963.00	4,81,766.00	29,92,197.00
131	OFFICE EQUIPMENT KHUNIMAJRA	PIT	15%	13,05,305.00	4,70,697.00	5,34,031.00	-	23,10,033.00	3,06,453.00	20,03,580.00
132	OFFICE EQUIPMENT PIT KPT	PIT	15%	88,24,978.76	1,30,276.00	32,97,666.00	-	1,22,52,920.76	15,90,613.00	1,06,62,307.76
133	OFFICE EQUIPMENT PIT SULTANPUR	PIT	15%	50,253.00	2,460.00	-	-	52,713.00	7,907.00	44,806.00
134	OFFICE EQUIPMENT HOSHIARPUR	PIT	15%	38,16,884.00	1,550.00	96,000.00	-	39,14,434.00	5,79,965.00	33,34,469.00
135	OFFICE EQUIPMENT PIT BHIKHIWIND	PIT	15%	19,25,072.00	2,42,280.00	2,01,862.00	-	23,69,214.00	3,40,242.00	20,28,972.00
136	OFFICE EQUIPMENT PIT BATALA	PIT	15%	36,25,405.00	26,190.00	2,68,063.00	-	39,19,658.00	5,67,844.00	33,51,814.00
137	REFRIGERATION PIT KPT	PIT	15%	4,183.39	-	-	-	4,183.39	628.00	3,555.39
	TOTAL			1,44,76,46,383.72	1,30,02,80,006.00	1,27,74,46,957.00	1,88,33,29,922.00	2,14,20,43,424.72	11,55,07,010.00	2,02,65,36,414.72

1300280006 1277446957

1,97,010.00

2,57,79,23,973.00

Discard

1,88,31,29,536.00

69,47,94,437.00

I.K.G PUNJAB TECHNICAL UNIVERSITY (DEP)
SCHEDULE OF FIXED ASSETS FOR THE YEAR ENDED 31ST MARCH 2017

Sr. No.	NAME OF ASSET	RATE	OP. BAL.	ADDITIONS		DISCARDED/ ADJUSTED	BALANCE	DEPRECIATION	CLOSING W.D.V.
				<180 DAYS	>180 DAYS				
1	CAR	15%	35814	0	0	0	35814	5372	30442
2	COMPUTERS	60%	45434	0	0	0	45434	27260	18174
3	FURNITURE & FIXTURES	10%	1399086	0	0	0	1399086	139909	1259177
4	OFFICE EQUIPMENTS & ELECTRIC EQUIPMENTS	15%	952238	28900	168110	0	1149248	159779	989469
TOTAL			2432572	28900	168110	0	2629582	332320	2297262

197010

[Handwritten signature]

[Handwritten mark]

PUNJAB TECHNICAL UNIVERSITY

2017-18

15	Academic Expenses	CURRENT YEAR	PREVIOUS YEAR
	a) Laboratory fee	-	11,090.00
	b) Field work/ Participation Fee	-	-
	c) Seminar/Workshop	55,405.00	28,64,961.00
	d) Scholarship	4,00,500.00	1,75,831.00
	e) Examination	11,40,55,700.00	17,00,36,206.00
	f) Student Welfare Expense	28,11,323.00	69,21,774.00
	g) Admission Expenses	2,67,82,573.00	2,48,25,404.00
	h) Convocation Expense	46,625.00	7,78,220.00
	i) Publication	-	-
	j) Stipend/ means-cum-merit scholarship	-	3,45,387.00
	k) Subscription Expense/membership subscription	-	13,93,024.00
	j) Others	-	-
	Foreign Languages Course (Mohali)	28,900.00	-
	Inspection Expenses/academic audit	19,97,983.00	5,37,167.00
	IDP/Super 50 Project	-	5,42,000.00
	Faculty Training & Development Expenses/training placement	58,29,916.00	28,70,835.88
	Enterprenurship Development and Incubation Centre	10,25,750.00	34,67,831.00
	Grant in Aid- Research Activities/TQUIP Etc.	8,09,323.00	44,49,847.00
	Honorarium to Guest Faculty	85,75,580.00	1,09,77,724.00
	Destination of Punjab	-	-
	Share of Establishment Fees to RC	-	-
	Cultural Affairs Expenses	-	-
	NSS	-	-
	Educational Visit	5,49,360.00	-
	Hostel Expenses	2,61,983.00	-
	Meeting Expenses	85,49,080.99	-
	Sports Affair	-	-
	LMS Project	-	-
	Conferences & Function Exp/alumini association	50,07,467.00	43,43,520.00
	Restructuring of DEP	-	-
	International conference	8,11,515.00	35,02,228.80
	Counselling Expenses (Software Charges etc)	66,094.00	-
	Lease Line Rent	7,73,327.00	5,74,487.00
	Advertisement Expenses	-	-
	Printing & Stationery	-	23,45,951.00
	Other Administrative Expenses	1,02,59,427.00	23,21,746.00
	Expenditure - Regional Centres	1,83,65,997.35	2,54,70,456.17
	Total	20,70,63,829.34	26,87,55,690.85
	TEACHING EXPENSES		
	Architecture Expense	50,000.00	
	Chemical Sciences Expenses	18,21,215.00	
	Civil Engg Expenses	8,38,977.56	
	Computer Sciences & Engg Expenses	7,44,591.86	
	Electrical Engg. Expenses	2,74,080.00	
	Electronic & communication Engg.	2,74,523.66	
	Food Engg. Expenses	2,11,796.28	
	Human Value & Ethics Expenses	32,593.00	
	Management Studies	65,27,590.38	
	Mathematical Sciences	1,19,311.24	
	Mechanical Engg Expenses	8,26,166.18	
	Media & Mass Communication Expenses	81,661.84	
	Physical Sciences Exp	5,52,947.00	
	Teacher Training & education	2,26,130.00	
	Total	1,25,81,584.00	
	GRAND TOTAL	21,96,45,413.34	

28

PUNJAB TECHNICAL UNIVERSITY

2017-18

16	Office & Administrative Expenses	CURRENT YEAR	PREVIOUS YEAR
	a) Electricity & Water Charges	2,31,76,272.00	1,46,29,069.00
	b) Insurance	-	-
	c) Rent, Rates and Taxes	-	-
	d) Postage & telephone	72,06,451.00	77,66,098.00
	e) Printing & stationary	53,24,726.00	48,68,206.00
	f) Travelling & conveyence Expenses	9,36,836.00	42,09,337.00
	g) Hospitality	86,926.00	73,43,225.65
	h) Auditors Remuneration	-	16,36,252.00
	i) Professional Charges	83,92,729.00	1,18,71,603.00
	j) Advertisement & Publicity	2,97,53,367.20	2,10,82,389.00
	k) Magzines & Journals	2,92,88,876.40	56,46,242.00
	l) Legal Expenses	-	-
	m) Consultancy exp.	25,94,199.00	-
	n) Other Expense	-	-
	Misc. Honorarium	-	2,15,000.00
	Office Expenses	22,01,999.00	45,51,907.54
	University Association Fees	-	-
	TA/DA	-	-
	Horticulture	47,01,210.00	33,97,460.00
	Depreciation	15,69,44,482.00	11,58,39,330.00
	Other Administrative Expenses	18,13,500.00	15,52,752.00
	Medical exp.	-	-
	Total	27,24,21,573.60	20,46,08,871.19

17	Transportation Expenses	CURRENT YEAR	PREVIOUS YEAR
	1. Vehicles (owned by educational instituon)		
	a) Running expenses	44,84,050.00	68,94,940.00
	b) Repairs & Maintenance	3,01,608.00	-
	c) Insurance Expenses	1,83,511.00	2,27,590.00
	2. Vehicles taken on rent /lease	-	
	a) Rent /lease expenses	75,67,266.00	65,58,347.00
	Total	1,25,36,435.00	1,36,80,877.00

18	Repairs & Maintenance	CURRENT YEAR	PREVIOUS YEAR
	Repairs & Maintenance/AMC Expenses	82,60,236.00	74,32,332.00
	Total	82,60,236.00	74,32,332.00

19	Finance Costs	CURRENT YEAR	PREVIOUS YEAR
	a) Interest on fixed loans	-	-
	b) Interest on other loans	-	-
	c) Bank charges	13,25,108.16	5,23,722.66
	Total	13,25,108.16	5,23,722.66

20	Other Expenses	CURRENT YEAR	PREVIOUS YEAR
	a) Provision for bad and doubtful debts/advances	1,85,550.00	3,71,100.00
	b) Irrevocable balances written off	-	-
	c) Others	4,37,143.70	8,74,287.40
	Total	6,22,693.70	12,45,387.40

51,48,11,459.80

Dr. [Signature]

**I.K.G PUNJAB TECHNICAL UNIVERSITY
SCHEDULE OF FIXED ASSETS (PTU MAIN)
FOR THE FINANCIAL YEAR ENDING 31.03.2018**

	NAME OF ASSET	COMPANY	RATE	OP. BAL.	ADDITIONS		DISCARDED/ ADJUSTED	BALANCE	DEPRECIATION	CLOSING W.D.V.
					<180 DAYS	>180 DAYS				
1	AIR CONDITIONER	ADMIN	15%	98,11,002.00	71,980.00	-	-	98,82,982.00	14,82,447.00	84,00,535.00
2	AIR CONDITIONER PIT KPT	PIT	15%	1,32,072.92	-	-	-	1,32,072.92	19,811.00	1,12,261.92
3	ALMIRAH	ADMIN	10%	5,98,029.00	-	1,07,899.00	-	7,05,928.00	65,198.00	6,40,730.00
4	ALUMINIUM FIXTURE	PIT	10%	1,37,708.00	-	-	-	1,37,708.00	13,771.00	1,23,937.00
5	ALUMINIUM PARTITION	ADMIN	10%	-	-	1,50,921.00	-	1,50,921.00	7,546.00	1,43,375.00
6	AQUAGUARD (R.O WATER DISPENSER)	ADMIN	15%	1,96,062.00	-	56,980.00	-	2,53,042.00	33,683.00	2,19,359.00
7	BIOMETRIC DEVICE	ADMIN	15%	35,314.00	-	-	-	35,314.00	5,297.00	30,017.00
8	BOOK CASE	ADMIN	10%	-	6,500.00	-	-	6,500.00	650.00	5,850.00
9	BOOKS	ACADEMIC	40%	31,67,204.62	-	-	-	31,67,204.62	12,66,882.00	19,00,322.62
10	BOOKS	ADMIN	40%	-	2,33,989.00	10,44,879.00	-	12,78,868.00	3,02,571.00	9,76,297.00
11	BOOKS (MAIN CAMPUS)	TEACHING	40%	-	1,38,362.00	61,489.00	-	1,99,851.00	67,643.00	1,32,208.00
12	BOOKS EXP PIT AMRITSAR	PIT	40%	78,824.00	13,104.00	-	-	91,928.00	36,771.00	55,157.00
13	BOOKS PIT BATALA	PIT	40%	36,309.00	-	-	-	36,309.00	14,524.00	21,785.00
14	BOOKS PIT HOSHIARPUR	PIT	40%	2,09,488.00	39,234.00	-	-	2,48,722.00	99,489.00	1,49,233.00
15	BOOKS PIT KAPURTHALA	PIT	40%	3,26,581.00	-	-	-	3,26,581.00	1,30,632.00	1,95,949.00
16	BOOKS PIT KHUNIMAJRA	PIT	40%	5,24,999.00	-	-	-	5,24,999.00	2,10,000.00	3,14,999.00
17	BOOKS PIT MOHALI	PIT	40%	-	4,93,472.00	5,72,769.00	-	10,66,241.00	3,11,943.00	7,54,298.00
18	BOOKS PIT KPT	PIT	40%	2,756.59	63,014.00	-	-	65,770.59	26,308.00	39,462.59
19	BUILDING (KAPURTHALA)	ADMIN	10%	1,12,39,08,535.19	-	4,17,81,000.00	-	1,16,56,89,535.19	11,44,79,904.00	1,05,12,09,631.19
20	BUILDING (MOHALI)	ADMIN	10%	3,26,53,631.00	-	-	-	3,26,53,631.00	32,65,363.00	2,93,88,268.00
21	BUILDING MOHALI CAMPUS	PIT	10%	4,07,361.00	-	-	-	4,07,361.00	40,736.00	3,66,625.00
22	BUILDING PIT ASR	PIT	10%	5,11,10,919.00	-	-	-	5,11,10,919.00	51,11,092.00	4,59,99,827.00
23	BUILDING PIT DINANAGAR	PIT	10%	32,80,500.00	-	-	-	32,80,500.00	3,28,050.00	29,52,450.00
24	BUILDING PIT HOSHIARPUR	PIT	10%	1,83,89,074.00	-	-	-	1,83,89,074.00	18,38,907.00	1,65,50,167.00
25	BUILDING PIT KPT FROM CAPARO	PIT	10%	3,93,19,710.68	-	-	-	3,93,19,710.68	39,31,971.00	3,53,87,739.68
26	BUILDING PIT KUNIMAJRA	PIT	10%	2,59,55,316.00	-	-	-	2,59,55,316.00	25,95,532.00	2,33,59,784.00
27	BUS	ADMIN	15%	6,95,881.00	-	-	-	6,95,881.00	1,04,382.00	5,91,499.00
28	CAMERA	ADMIN	15%	28,821.00	99,990.00	-	-	1,28,811.00	19,322.00	1,09,489.00
29	CAMERA (DIGITAL)	ADMIN	15%	-	-	78,900.00	-	78,900.00	5,918.00	72,982.00
30	CHAIRS	ADMIN	10%	32,982.00	1,08,512.00	93,289.00	-	2,34,783.00	18,814.00	2,15,969.00
31	CIVIL WORK AT KAPURTHALA (PHASE II)	ADMIN	0%	97,66,866.00	-	-	-	97,66,866.00	-	97,66,866.00
32	CIVIL WORK AT PIT AMRITSAR	CIVIL	0%	3,76,436.00	-	-	-	3,76,436.00	-	3,76,436.00
33	CIVIL WORK AT PIT KHUNIMAJRA	CIVIL	0%	6,05,50,257.00	-	2,12,46,000.00	-	8,17,96,257.00	-	8,17,96,257.00
34	CIVIL WORK AT PIT MANSA	CIVIL	0%	4,75,671.00	-	-	-	4,75,671.00	-	4,75,671.00
35	CIVIL WORK AT PIT SULTANPUR LODHI	CIVIL	0%	8,42,00,000.00	-	-	-	8,42,00,000.00	-	8,42,00,000.00
36	CIVIL WORK IN PROGRESS	ADMIN	0%	2,61,99,174.00	-	-	-	2,61,99,174.00	-	2,61,99,174.00
37	CIVIL WORK PIT LADOWALI ROAD	CIVIL	0%	27,61,383.40	-	10,00,000.00	-	37,61,383.40	-	37,61,383.40
38	CIVIL WORK PIT RAIKOT LDH	CIVIL	0%	1,04,52,776.00	99,76,000.00	-	-	2,04,28,776.00	-	2,04,28,776.00
39	COMPUTER (P&D)	DRIC	40%	85,216.00	-	-	-	85,216.00	34,086.00	51,130.00
40	COMPUTER EQUIPMENT CAMP MOHALI	PIT	40%	10,927.00	-	-	-	10,927.00	4,371.00	6,556.00
41	COMPUTER LAB EQP HOSP	PIT	40%	9,904.00	-	-	-	9,904.00	3,962.00	5,942.00
42	COMPUTER PERIPHERAL	ADMIN	40%	1,62,155.00	16,500.00	3,800.00	-	1,82,455.00	72,222.00	1,10,233.00
43	COMPUTER PERIPHERALS	DRIC	40%	8,980.00	-	-	-	8,980.00	3,592.00	5,388.00
44	COMPUTER PERIPHERALS	STUDENT AFFAIRS	40%	92,035.00	-	-	-	92,035.00	36,814.00	55,221.00
45	COMPUTER PERIPHERALS	EXAM	40%	1,83,233.00	-	-	-	1,83,233.00	73,293.00	1,09,940.00
46	COMPUTER PERIPHERALS (P&D)	DRIC	40%	4,815.00	-	-	-	4,815.00	1,926.00	2,889.00
47	COMPUTER/LAPTOP A/C	DRIC	40%	70,610.00	-	-	-	70,610.00	28,244.00	42,366.00
48	COMPUTERS	ACADEMIC	40%	2,22,714.00	-	-	-	2,22,714.00	89,086.00	1,33,628.00
49	COMPUTERS	ADMIN	40%	16,61,613.00	3,69,796.00	4,82,867.00	4,32,891.00	20,81,385.00	7,35,981.00	13,45,404.00

Handwritten signature/initials in blue ink.

Handwritten number 25 in a circle in blue ink.

50	COMPUTERS	STUDENT AFFAIRS	40%	84,960.00	-	-	-	84,960.00	33,984.00	50,976.00
51	COMPUTERS PERIPHERALS PIT BHIKIHWIND	PIT	40%	11,558.00	-	-	-	11,558.00	4,623.00	6,935.00
52	COMPUTERS PERIPHERALS PIT KPT	PIT	40%	2,18,452.00	18,000.00	-	-	2,36,452.00	94,581.00	1,41,871.00
53	COMPUTERS PIT	PIT	40%	39,360.00	-	-	-	39,360.00	15,744.00	23,616.00
54	COMPUTERS PIT KPT	PIT	40%	15,871.67	-	-	-	15,871.67	6,349.00	9,522.67
55	COMPUTERS/LAPTOP/PRINTERS(NSS)	STUDENT AFFAIRS	40%	5,040.00	-	-	-	5,040.00	2,016.00	3,024.00
56	COMPUTERS/PRINTERS (YOUTH AFFAIRS)	STUDENT AFFAIRS	40%	24,454.00	-	-	-	24,454.00	9,782.00	14,672.00
57	CYCLES	ADMIN	15%	28,770.00	-	-	-	28,770.00	4,316.00	24,454.00
58	CYCLES	PIT	15%	1,670.00	-	-	-	1,670.00	251.00	1,419.00
59	DIGITAL DISH	ADMIN	15%	1,567.00	-	-	-	1,567.00	235.00	1,332.00
60	ELECTRIC EQUIPMENT	ADMIN	15%	1,69,867.00	-	-	-	1,69,867.00	25,480.00	1,44,387.00
61	ELECTRIC FITTING	ADMIN	10%	58,56,628.00	-	-	-	58,56,628.00	5,85,663.00	52,70,965.00
62	ELECTRIC PANEL PIT MOHALI	PIT	15%	3,53,495.00	-	-	-	3,53,495.00	53,024.00	3,00,471.00
63	EPBX MACHINE (PANASONIC)	ADMIN	15%	18,037.00	-	-	-	18,037.00	2,706.00	15,331.00
64	EQUIPMENT (MOHALI)	ADMIN	15%	90,012.00	-	-	-	90,012.00	13,502.00	76,510.00
65	FAN	ADMIN	15%	39,085.00	-	18,000.00	8,751.00	48,334.00	5,900.00	42,434.00
66	FIRE FIGHTING EQUIPMENT PIT KPT	PIT	100%	0.25	-	-	-	0.25	-	0.25
67	FLY CATCHER	ADMIN	15%	-	30,720.00	-	-	30,720.00	4,608.00	26,112.00
68	FURNITURE & FIXTURE (ECE DEPT)	TEACHING	10%	-	40,234.00	-	-	40,234.00	4,023.00	36,211.00
69	FURNITURE & FIXTURE (FOOD ENGG.)	TEACHING	10%	-	1,665.00	-	-	1,665.00	167.00	1,498.00
70	FURNITURE & FIXTURE (MAIN CAMPUS LIBRA	TEACHING	10%	-	-	96,592.00	-	96,592.00	4,830.00	91,762.00
71	FURNITURE & FIXTURE (MATHEMATICAL SCIE	TEACHING	10%	-	5,400.00	-	-	5,400.00	540.00	4,860.00
72	FURNITURE & FIXTURE (CIVIL ENGG.)	TEACHING	10%	-	9,800.00	-	-	9,800.00	980.00	8,820.00
73	FURNITURE & FIXTURE (CSE DEPT.)	TEACHING	10%	-	2,65,981.00	9,28,641.00	-	11,94,622.00	73,030.00	11,21,592.00
74	FURNITURE & FIXTURE (ELECTRICAL ENGG.)	TEACHING	10%	-	1,32,365.00	1,65,535.00	-	2,97,900.00	21,513.00	2,76,387.00
75	FURNITURE & FIXTURE (MANAGEMENT STUDI	TEACHING	10%	-	10,07,802.00	1,80,083.00	-	11,87,885.00	1,09,784.00	10,78,101.00
76	FURNITURE & FIXTURE (MECHANICAL ENGG.)	TEACHING	10%	-	-	14,550.00	-	14,550.00	728.00	13,822.00
77	FURNITURE & FIXTURE (PHYSICAL SCIENCES)	TEACHING	10%	-	-	22,300.00	-	22,300.00	1,115.00	21,185.00
78	FURNITURE & FIXTURES	ADMIN	10%	2,90,97,817.07	-	14,56,400.00	-	3,05,54,217.07	29,82,602.00	2,75,71,615.07
79	FURNITURE & FIXTURES	DRIC	10%	6,67,480.00	-	-	-	6,67,480.00	66,748.00	6,00,732.00
80	FURNITURE & FIXTURES	STUDENT AFFAIRS	10%	2,50,519.00	-	-	-	2,50,519.00	25,052.00	2,25,467.00
81	FURNITURE & FIXTURES	EXAM	10%	21,683.00	-	-	-	21,683.00	2,168.00	19,515.00
82	FURNITURE & FIXTURES (P&D)	DRIC	10%	3,94,978.00	-	-	-	3,94,978.00	39,498.00	3,55,480.00
83	FURNITURE & FIXTURES AMRITSAR	PIT	10%	24,44,124.00	-	-	-	24,44,124.00	2,44,412.00	21,99,712.00
84	FURNITURE & FIXTURES BATALA	PIT	10%	26,93,650.00	1,96,810.00	2,97,680.00	-	31,88,140.00	3,03,930.00	28,84,210.00
85	FURNITURE & FIXTURES BHIKIHWIND	PIT	10%	27,35,778.00	51,304.00	35,319.00	-	28,22,401.00	2,80,474.00	25,41,927.00
86	FURNITURE & FIXTURES DINANAGAR	PIT	10%	21,64,550.00	1,67,720.00	2,33,060.00	-	25,65,330.00	2,44,880.00	23,20,450.00
87	FURNITURE & FIXTURES HSP	PIT	10%	74,90,166.00	3,72,075.00	11,758.00	-	78,73,999.00	7,86,812.00	70,87,187.00
88	FURNITURE & FIXTURES KHUNIMAJRA	PIT	10%	61,87,947.00	-	-	-	61,87,947.00	6,18,795.00	55,69,152.00
89	FURNITURE & FIXTURES KPT	PIT	10%	1,33,31,438.20	-	-	-	1,33,31,438.20	13,33,144.00	1,19,98,294.20
90	FURNITURE & FIXTURES LUDHIANA	PIT	10%	32,063.00	-	-	-	32,063.00	3,206.00	28,857.00
91	FURNITURE & FIXTURES MOHALI	PIT	10%	4,59,475.00	1,65,249.00	64,696.00	-	6,89,420.00	65,707.00	6,23,713.00
92	FURNITURE & FIXTURES PIT	PIT	10%	21,78,445.00	-	-	-	21,78,445.00	2,17,845.00	19,60,600.00
93	FURNITURE & FIXTURES PIT KPT	PIT	10%	2,71,451.00	5,00,963.00	-	-	7,72,414.00	77,241.00	6,95,173.00
94	FURNITURE AND FIXTURES	ACADEMIC	10%	9,55,992.00	-	-	-	9,55,992.00	95,599.00	8,60,393.00
95	GENERATOR	ADMIN	15%	17,69,565.00	-	-	-	17,69,565.00	2,65,435.00	15,04,130.00
96	GENERATOR SET PIT KPT	PIT	15%	3,64,778.77	-	-	-	3,64,778.77	54,717.00	3,10,061.77
97	GEYSER ELECTRIC	ADMIN	15%	-	9,680.00	-	-	9,680.00	1,452.00	8,228.00
98	HAND DRYER	ADMIN	15%	61,410.00	-	-	-	61,410.00	9,212.00	52,198.00
99	HORTICULTURE EQUIPMENT PIT KPT	PIT	15%	53,926.00	-	-	-	53,926.00	8,089.00	45,837.00
100	HOT CASE, OVEN, HEATER	ADMIN	15%	8,239.00	-	-	-	8,239.00	1,236.00	7,003.00
101	HUB, SWITCHES	ADMIN	15%	89,135.00	-	3,500.00	-	92,635.00	13,633.00	79,002.00
102	INDUCTION COOKER HOTCASE	ADMIN	15%	23,541.00	-	-	-	23,541.00	3,531.00	20,010.00
103	LAB EQUIPMENT (ELECTRICAL ENGG.)	TEACHING	15%	-	-	3,42,377.00	-	3,42,377.00	25,678.00	3,16,699.00
104	LAB EQUIPMENT (MAIN CAMPUS)	TEACHING	15%	-	4,57,944.00	-	-	4,57,944.00	68,692.00	3,89,252.00
105	LAB EQUIPMENTS PIT AMRITSAR	PIT	15%	2,92,236.00	-	-	-	2,92,236.00	43,835.00	2,48,401.00
106	LAB EQUIPMENTS PIT BATALA	PIT	15%	76,481.00	-	-	-	76,481.00	11,472.00	65,009.00

107	LAB EQUIPMENTS PIT DINANAGAR	PIT	15%	35,429.00	-	-	-	35,429.00	5,314.00	30,115.00
108	LAB EQUIPMENTS PIT HOSHIARPUR	PIT	15%	25,26,093.00	-	1,365.00	-	25,27,458.00	3,79,016.00	21,48,442.00
109	LAB EQUIPMENTS PIT KHUNIMAJRA	PIT	15%	57,452.00	-	-	-	57,452.00	8,618.00	48,834.00
110	LAB EQUIPMENTS PIT KPT	PIT	15%	21,43,136.46	-	-	-	21,43,136.46	3,21,470.00	18,21,666.46
111	LABORATORY EXP PIT KPT	PIT	15%	9,34,741.00	-	-	-	9,34,741.00	1,40,211.00	7,94,530.00
112	LAND	ADMIN	0%	38,77,280.00	-	-	-	38,77,280.00	-	38,77,280.00
113	LAPTOP & DESKTOP (BATALA)	PIT	40%	-	75,000.00	1,55,500.00	-	2,30,500.00	61,100.00	1,69,400.00
114	LAPTOP & DESKTOP (CE)	TEACHING	40%	-	-	75,000.00	-	75,000.00	15,000.00	60,000.00
115	LAPTOP & DESKTOP (CS)	TEACHING	40%	-	-	75,000.00	-	75,000.00	15,000.00	60,000.00
116	LAPTOP & DESKTOP (CSE)	TEACHING	40%	-	-	75,000.00	-	75,000.00	15,000.00	60,000.00
117	LAPTOP & DESKTOP (DINANAGAR)	PIT	40%	-	3,00,000.00	-	-	3,00,000.00	1,20,000.00	1,80,000.00
118	LAPTOP & DESKTOP (EE)	TEACHING	40%	-	-	69,500.00	-	69,500.00	13,900.00	55,600.00
119	LAPTOP & DESKTOP (FE)	TEACHING	40%	-	-	1,50,000.00	-	1,50,000.00	30,000.00	1,20,000.00
120	LAPTOP & DESKTOP (HOSP)	PIT	40%	-	1,50,000.00	2,25,000.00	-	3,75,000.00	1,05,000.00	2,70,000.00
121	LAPTOP & DESKTOP (HOSP)	ADMIN	40%	-	2,25,000.00	14,06,286.00	7,500.00	16,23,786.00	3,68,257.00	12,55,529.00
122	LAPTOP & DESKTOP (JMC)	TEACHING	40%	-	-	2,25,000.00	-	2,25,000.00	45,000.00	1,80,000.00
123	LAPTOP & DESKTOP (MOHALI CAMPUS)	PIT	40%	-	75,000.00	-	-	75,000.00	30,000.00	45,000.00
124	LAPTOP & DESKTOP (PIT BHIKHIWIND)	PIT	40%	-	75,000.00	1,50,000.00	-	2,25,000.00	60,000.00	1,65,000.00
125	LAPTOP & DESKTOP (MS)	TEACHING	40%	-	4,65,872.00	4,50,000.00	-	9,15,872.00	2,76,349.00	6,39,523.00
126	LAPTOP & DESKTOP (PS)	TEACHING	40%	-	75,000.00	-	-	75,000.00	30,000.00	45,000.00
127	LED TV	ADMIN	15%	-	42,550.00	5,600.00	-	48,150.00	6,803.00	41,347.00
128	LIABRARY BOOKS & VIDEO CASSETTES	ADMIN	40%	75,934.75	-	-	-	75,934.75	30,374.00	45,560.75
129	LIFT	ADMIN	15%	19,31,461.00	-	-	-	19,31,461.00	2,89,719.00	16,41,742.00
130	MOBILE TELEPHONE	ADMIN	15%	89,950.00	-	-	-	89,950.00	13,493.00	76,457.00
131	OFFICE EQUIPMENT	ADMIN	15%	2,55,399.00	-	1,03,078.00	-	3,58,477.00	46,041.00	3,12,436.00
132	OFFICE EQUIPMENT	DRIC	15%	2,18,136.00	-	-	-	2,18,136.00	32,720.00	1,85,416.00
133	OFFICE EQUIPMENT	STUDENT AFFAIRS	15%	30,757.00	-	-	-	30,757.00	4,614.00	26,143.00
134	OFFICE EQUIPMENT	EXAM	15%	1,20,314.00	-	-	-	1,20,314.00	18,047.00	1,02,267.00
135	OFFICE EQUIPMENT (CSE DEPT)	TEACHING	15%	-	16,191.00	75,200.00	-	91,391.00	8,069.00	83,322.00
136	OFFICE EQUIPMENT (ECE DEPT)	TEACHING	15%	-	-	69,800.00	-	69,800.00	5,235.00	64,565.00
137	OFFICE EQUIPMENT (ELECTRICAL ENGG.)	TEACHING	15%	-	-	82,186.00	-	82,186.00	6,164.00	76,022.00
138	OFFICE EQUIPMENT (MAIN CAMPUS)	TEACHING	15%	-	1,94,975.00	1,32,871.00	-	3,27,846.00	39,212.00	2,88,634.00
139	OFFICE EQUIPMENT (MECHANICAL ENGG.)	TEACHING	15%	-	-	42,920.00	-	42,920.00	3,219.00	39,701.00
140	OFFICE EQUIPMENT (P&D)	DRIC	15%	80,119.00	-	-	-	80,119.00	12,018.00	68,101.00
141	OFFICE EQUIPMENT (PHYSICAL SCIENCES)	TEACHING	15%	-	-	19,545.00	-	19,545.00	1,466.00	18,079.00
142	OFFICE EQUIPMENT CAMP MOHALI	PIT	15%	7,89,349.00	10,274.00	-	-	7,99,623.00	1,19,943.00	6,79,680.00
143	OFFICE EQUIPMENT DINANAGAR	PIT	15%	29,92,197.00	39,280.00	2,36,816.00	-	32,68,293.00	4,72,483.00	27,95,810.00
144	OFFICE EQUIPMENT HOSHIARPUR	PIT	15%	33,34,469.00	1,11,599.00	45,800.00	-	34,91,868.00	5,20,345.00	29,71,523.00
145	OFFICE EQUIPMENT KHUNIMAJRA	PIT	15%	20,03,580.00	-	-	-	20,03,580.00	3,00,537.00	17,03,043.00
146	OFFICE EQUIPMENT PIT BATALA	PIT	15%	33,51,814.00	1,05,963.00	5,06,837.00	-	39,64,614.00	5,56,679.00	34,07,935.00
147	OFFICE EQUIPMENT PIT BHIKHIWIND	PIT	15%	20,28,972.00	2,22,707.00	86,400.00	-	23,38,079.00	3,44,232.00	19,93,847.00
148	OFFICE EQUIPMENT PIT KPT	PIT	15%	1,06,62,307.76	-	-	-	1,06,62,307.76	15,99,346.00	90,62,961.76
149	OFFICE EQUIPMENT PIT SULTANPUR	PIT	15%	44,806.00	-	-	-	44,806.00	6,721.00	38,085.00
150	OFFICE EQUIPMENTS	ACADEMIC	15%	1,19,878.00	-	-	-	1,19,878.00	17,982.00	1,01,896.00
151	OFFICE EQUIPMENTS & ELECTRICAL EQUIPME	ADMIN	15%	39,61,554.00	-	-	-	39,61,554.00	5,94,233.00	33,67,321.00
152	OFFICE EQUIPMENTS AMRITSAR	PIT	15%	41,49,993.00	-	-	-	41,49,993.00	6,22,499.00	35,27,494.00
153	PHOTOSTATE	ADMIN	15%	1,79,535.00	36,189.00	-	-	2,15,724.00	32,359.00	1,83,365.00
154	PIT KAPURTHALA	CIVIL	0%	-	-	-	-	-	-	-
155	PRESENTER	ADMIN	40%	1,903.00	-	-	-	1,903.00	761.00	1,142.00
156	PRINTER	STUDENT AFFAIRS	40%	12,765.00	-	-	-	12,765.00	5,106.00	7,659.00
157	PRINTER, SCANNER	ADMIN	40%	7,29,238.00	58,197.00	2,20,392.00	-	10,07,827.00	3,59,052.00	6,48,775.00
158	PRINTERS	EXAM	40%	1,49,771.00	-	-	-	1,49,771.00	59,908.00	89,863.00
159	PRINTERS (P&D)	DRIC	40%	92,869.00	-	-	-	92,869.00	37,148.00	55,721.00
160	PROJECTOR	ADMIN	40%	1,27,047.00	-	-	-	1,27,047.00	50,819.00	76,228.00
161	PTU CAMPUS-KAPURTHALA ROAD	CIVIL	0%	38,43,13,088.00	22,21,353.00	7,46,17,394.00	-	46,11,51,835.00	-	46,11,51,835.00
162	RACKS	ADMIN	10%	7,98,432.00	-	-	-	7,98,432.00	79,843.00	7,18,589.00
163	REFRIGERATION PIT KPT	PIT	15%	3,555.39	-	-	-	3,555.39	533.00	3,022.39

164	REFRIGERATOR	ADMIN	15%	23,641.00	-	-	-	23,641.00	3,546.00	20,095.00
165	SCANNER	ADMIN	40%	-	23,090.00	30,590.00	-	53,680.00	15,354.00	38,326.00
166	SOFA	ADMIN	10%	-	14,070.00	-	-	14,070.00	1,407.00	12,663.00
167	SOFTWARE DEVELOPMENT	ADMIN	40%	18,09,433.00	-	-	-	18,09,433.00	7,23,773.00	10,85,660.00
168	SOFTWARE DEVELOPMENT	DRIC	15%	8,072.00	-	-	-	8,072.00	1,211.00	6,861.00
169	SOUND SYSTEM	ADMIN	15%	16,181.00	-	-	-	16,181.00	2,427.00	13,754.00
170	SPEAKER PHONE	ADMIN	15%	73,930.00	-	-	-	73,930.00	11,090.00	62,840.00
171	SUBMERCIBLE PUMP	ADMIN	15%	65,557.00	-	-	-	65,557.00	9,834.00	55,723.00
172	SWITCH, HUB, ROUTER (P&D)	DRIC	15%	2,201.00	-	-	-	2,201.00	330.00	1,871.00
173	TABLE	ADMIN	10%	-	47,720.00	36,237.00	-	83,957.00	6,584.00	77,373.00
174	TELEPHONE SET	STUDENT AFFAIRS	15%	1,878.00	-	-	-	1,878.00	282.00	1,596.00
175	TRACTOR	ADMIN	15%	3,04,536.00	-	-	-	3,04,536.00	45,680.00	2,58,856.00
176	TRACTOR EQUIPMENT	ADMIN	15%	67,600.00	-	-	-	67,600.00	10,140.00	57,460.00
177	TUBEWELL (AMRITSAR)	PIT	15%	-	12,13,404.00	-	-	12,13,404.00	1,82,011.00	10,31,393.00
178	TV SONY LED	ADMIN	15%	2,35,814.00	-	-	-	2,35,814.00	35,372.00	2,00,442.00
179	UPS	ADMIN	40%	2,25,594.00	4,500.00	8,520.00	-	2,38,614.00	93,742.00	1,44,872.00
180	UPS (P&D)	DRIC	40%	2,201.00	-	-	-	2,201.00	880.00	1,321.00
181	VEHICLES	ADMIN	15%	19,79,401.00	64,91,948.00	-	-	84,71,349.00	12,70,702.00	72,00,647.00
182	VERTICAL BLINDS (FURNITURE)	ADMIN	10%	48,860.00	-	-	-	48,860.00	4,886.00	43,974.00
183	WATER COOLER	ADMIN	15%	38,649.00	-	-	-	38,649.00	5,797.00	32,852.00
TOTAL				2,02,65,36,414.72	2,73,59,047.00	14,99,29,121.00	4,49,142.00	2,20,33,75,440.72	15,66,55,309.00	2,04,67,20,131.72

27359047 149929121

21616 17,73,09,784.00

[Handwritten signature]

I.K.G PUNJAB TECHNICAL UNIVERSITY (DEP)
SCHEDULE OF FIXED ASSETS FOR THE YEAR ENDED 31ST MARCH 2018

Sr. No.	NAME OF ASSET	RATE	OP. BAL.	ADDITIONS		DISCARDE D/ ADJUSTED	BALANCE	EPRECIATIO	CLOSING W.D.V.
				<180 DAYS	>180 DAYS				
1	CAR	15%	30442	0	0	0	30442	4566	25876
2	COMPUTERS	40%	18174	0	0	0	18174	7270	10904
3	FURNITURE & FIXTURES	10%	1259177	0	0	0	1259177	125918	1133259
4	OFFICE EQUIPMENTS & ELECTRIC EQUIPMENTS	15%	989469	18366	3250	0	1011085	151419	859666
TOTAL			2297262	18366	3250	0	2318878	289173	2029705

21616

PUNJAB TECHNICAL UNIVERSITY

2018-19

15	Academic Expenses	CURRENT YEAR	PREVIOUS YEAR
	a) Laboratory Expense	9,682.00	-
	b) Affiliation Fee	1,00,000.00	-
	c) Seminar/Workshop	95,754.00	55,405.00
	d) Scholarship	1,25,000.00	4,00,500.00
	e) Examination	7,82,66,402.00	11,40,55,700.00
	f) Evaluation/Revaluation	3,23,87,439.00	
	g) Student Welfare Expense	31,93,864.00	28,11,323.00
	h) Admission / Counselling Expenses	68,44,111.69	2,67,82,573.00
	i) Convocation Expense	4,18,241.00	46,625.00
	j) Stipend/ means-cum-merit scholarship	47,466.00	-
	k) Others	-	-
	Foreign Languages Course (Mohali)	-	28,900.00
	Inspection Expenses/academic audit	13,16,308.00	19,97,983.00
	Research E Journal, Subscription, Membership	1,82,15,733.08	-
	Faculty Training & Development Expenses/training placement	76,51,993.72	58,29,916.00
	Enterprenurship Development and Incubation Centre	7,58,477.14	10,25,750.00
	Grant in Aid- Research Activities/TQUIP/Organising conference Etc.	30,000.00	8,09,323.00
	Honorarium to Guest Faculty	1,10,08,230.00	85,75,580.00
	Cultural Affairs Expenses	36,85,827.00	-
	Counselling Expense	-	
	NSS	1,29,579.00	-
	Educational Visit	-	5,49,360.00
	Hostel Expenses	26,45,258.00	2,61,983.00
	Meeting Expenses	1,49,82,542.21	85,49,080.99
	Student Facilitation Centre Expense	1,56,840.00	
	Couse Material/Digital Content/LMS	51,50,135.00	-
	Conferences & Function Exp/alumini association	14,28,720.00	50,07,467.00
	International conference	50,44,428.00	8,11,515.00
	Software & IT charges	27,89,451.00	66,094.00
	Lease Line Rent	11,73,320.00	7,73,327.00
	Other Administrative Expenses	-	1,02,59,427.00
	Expenditure - Regional Centres	93,28,817.10	1,83,65,997.35
	Total	20,69,83,618.94	20,70,63,829.34
	TEACHING EXPENSES		
	Architecture Expense	-	50,000.00
	Chemical Sciences Expenses	18,86,543.00	18,21,215.00
	Civil Engg Expenses	13,82,422.00	8,38,977.56
	Computer Sciences & Engg Expenses	10,55,441.00	7,44,591.86
	Electrical Engg. Expenses	10,54,836.00	2,74,080.00
	Electronic & communication Engg.	5,23,910.00	2,74,523.66
	Food Engg. Expenses	11,04,810.00	2,11,796.28
	Human Value & Ethics Expenses	-	32,593.00
	Management Studies	30,71,289.00	65,27,590.38
	Mathematical Sciences	7,22,840.00	1,19,311.24
	Mechanical Engg Expenses	18,79,815.00	8,26,166.18
	Media & Mass Communication Expenses	8,18,509.00	81,661.84
	Physical Sciences Exp	6,69,487.00	5,52,947.00
	Teacher Training & education	2,56,932.00	2,26,130.00
	Total	1,44,26,834.00	1,25,81,584.00
	GRAND TOTAL	22,14,10,452.94	21,96,45,413.34

19

PUNJAB TECHNICAL UNIVERSITY

2018-19

16	Office & Administrative Expenses	CURRENT YEAR	PREVIOUS YEAR
	a) Electricity & Water Charges	2,91,57,909.00	2,31,76,272.00
	b) Postage & telephone	77,87,843.00	72,06,451.00
	c) Printing & stationary	94,08,149.08	53,24,726.00
	d) Travelling & conveyence Expenses	-	9,36,836.00
	e) Hospitality	-	86,926.00
	f) Professional Charges/ Legal Expenses	93,09,664.00	83,92,729.00
	g) Advertisement & Publicity	74,51,688.43	2,97,53,367.20
	h) Newspaper/Magzines & Journals	2,63,693.20	2,92,88,876.40
	i) Legal Expenses	-	-
	j) Audit Fee & Consultancy exp.	1,48,606.00	25,94,199.00
	k) Other Expense	-	-
	Misc. Honorarium	5,35,000.00	-
	Office Expenses	31,54,853.22	22,01,999.00
	TA/DA	6,65,686.00	-
	Horticulture	17,96,150.00	47,01,210.00
	Depreciation	14,81,01,849.00	15,69,44,482.00
	Other Administrative Expenses	-	18,13,500.00
	Medical exp.	31,82,966.00	-
	Total	22,09,64,056.93	27,24,21,573.60

17	Transportation Expenses	CURRENT YEAR	PREVIOUS YEAR
	1. Vehicles (owned by educational instituion)		
	a) Running expenses	25,58,904.00	44,84,050.00
	b) Repairs & Maintenance	4,17,589.00	3,01,608.00
	c) Insurance Expenses	-	1,83,511.00
	2. Vehicles taken on rent /lease	-	-
	a) Rent /lease expenses	1,17,88,943.63	75,67,266.00
	Total	1,47,65,436.63	1,25,36,435.00

18	Repairs & Maintenance	CURRENT YEAR	PREVIOUS YEAR
	Repairs & Maintenance/AMC Expenses	1,30,42,447.00	82,60,236.00
	Total	1,30,42,447.00	82,60,236.00

19	Finance Costs	CURRENT YEAR	PREVIOUS YEAR
	a) Interest on fixed loans	-	-
	b) Interest on other loans	-	-
	c) Bank charges	3,09,352.17	13,25,108.16
	Total	3,09,352.17	13,25,108.16

20	Other Expenses	CURRENT YEAR	PREVIOUS YEAR
	a) Provision for bad and doubtful debts/advances	-	1,85,550.00
	b) Irrevocable balances written off	1,48,550.00	-
	c) Others	12,37,151.88	4,37,143.70
	Total	13,85,701.88	6,22,693.70

Less medical expenses

471877447.55

3182966.00

46,86,94,481.55

Handwritten signatures and initials in blue ink.

I.K.G PUNJAB TECHNICAL UNIVERSITY
SCHEDULE OF FIXED ASSETS (PTU MAIN)
FOR THE FINANCIAL YEAR ENDING 31.03.2019

	NAME OF ASSET	COMPANY	RATE	OP. BAL.	ADDITIONS		DISCARDED/ ADJUSTED	BALANCE	DEPRECIATION	CLOSING W.D.V.
					<180 DAYS	>180 DAYS				
1	AIR CONDITIONER	ADMIN	15%	84,00,535.00	47,000.00	84,890.00		85,32,425.00	12,73,497.00	72,58,928.00
2	AIR CONDITIONER PIT KPT	PIT	15%	1,12,261.92	-	-		1,12,261.92	16,839.00	95,422.92
3	ALMIRAH	ADMIN	10%	6,40,730.00	1,15,210.00	1,82,017.00		9,37,957.00	84,695.00	8,53,262.00
4	ALUMINIUM FIXTURE	PIT	10%	1,23,937.00	-	-		1,23,937.00	12,394.00	1,11,543.00
5	ALUMINIUM PARTITION	ADMIN	10%	1,43,375.00	-	-		1,43,375.00	14,338.00	1,29,037.00
6	AQUAGUARD (R.O WATER DISPENSER)	ADMIN	15%	2,19,359.00	-	-		2,19,359.00	32,904.00	1,86,455.00
7	BIOMETRIC DEVICE	ADMIN	15%	30,017.00	-	-		30,017.00	4,503.00	25,514.00
8	BOOK CASE	ADMIN	10%	5,850.00	-	-		5,850.00	585.00	5,265.00
9	BOOKS	ACADEMIC	40%	19,00,322.62	-	3,06,359.50		22,06,682.12	8,21,401.00	13,85,281.12
10	BOOKS	ADMIN	40%	9,76,297.00	19,673.00	1,04,922.00		11,00,892.00	4,19,372.00	6,81,520.00
11	BOOKS (MAIN CAMPUS)	TEACHING	40%	1,32,208.00	-	-		1,32,208.00	52,883.00	79,325.00
12	BOOKS EXP PIT AMRITSAR	PIT	40%	55,157.00	-	-		55,157.00	22,063.00	33,094.00
13	BOOKS PIT BATALA	PIT	40%	21,785.00	-	-		21,785.00	8,714.00	13,071.00
14	BOOKS PIT HOSHIARPUR	PIT	40%	1,49,233.00	-	-		1,49,233.00	59,693.00	89,540.00
15	BOOKS PIT KAPURTHALA	PIT	40%	1,95,949.00	-	-		1,95,949.00	78,380.00	1,17,569.00
16	BOOKS PIT KHUNIMAJRA	PIT	40%	3,14,999.00	4,90,739.00	-		8,05,738.00	3,22,295.00	4,83,443.00
17	BOOKS PIT MOHALI	PIT	40%	7,54,298.00	-	1,500.00		7,55,798.00	3,02,019.00	4,53,779.00
18	BOOKS PIT KPT	PIT	40%	39,462.59	-	-		39,462.59	15,785.00	23,677.59
19	BUILDING (KAPURTHALA)	ADMIN	10%	1,05,12,09,631.19	-	3,59,66,040.00		1,08,71,75,671.19	10,69,19,265.00	98,02,56,406.19
20	BUILDING (MOHALI)	ADMIN	10%	2,93,88,268.00	-	-		2,93,88,268.00	29,38,827.00	2,64,49,441.00
21	BUILDING MOHALI CAMPUS	PIT	10%	3,66,625.00	-	-		3,66,625.00	36,663.00	3,29,962.00
22	BUILDING PIT ASR	PIT	10%	4,59,99,827.00	-	3,76,436.00		4,63,76,263.00	46,18,805.00	4,17,57,458.00
23	BUILDING PIT DINANAGAR	PIT	10%	29,52,450.00	-	-		29,52,450.00	2,95,245.00	26,57,205.00
24	BUILDING PIT HOSHIARPUR	PIT	10%	1,65,50,167.00	-	-		1,65,50,167.00	16,55,017.00	1,48,95,150.00
25	BUILDING PIT KPT FROM CAPARO	PIT	10%	3,53,87,739.68	-	-		3,53,87,739.68	35,38,774.00	3,18,48,965.68
26	BUILDING PIT KUNIMAJRA	PIT	10%	2,33,59,784.00	-	4,77,533.00		2,38,37,317.00	23,59,855.00	2,14,77,462.00
27	BUS	ADMIN	15%	5,91,499.00	-	-		5,91,499.00	88,725.00	5,02,774.00
28	CAMERA	ADMIN	15%	1,09,489.00	-	29,91,669.00		31,01,158.00	2,40,799.00	28,60,359.00
29	CAMERA (DIGITAL)	ADMIN	15%	72,982.00	-	54,044.00		1,27,026.00	15,001.00	1,12,025.00
30	CHAIRS	ADMIN	10%	2,15,969.00	32,134.00	72,924.00		3,21,027.00	28,457.00	2,92,570.00
31	CIVIL WORK AT KAPURTHALA (PHASE II)	ADMIN	0%	97,66,866.00	-	-	97,66,866.00	-	-	-
32	CIVIL WORK AT PIT AMRITSAR	CIVIL	0%	3,76,436.00	-	-	3,76,436.00	-	-	-
33	CIVIL WORK AT PIT KHUNIMAJRA	CIVIL	0%	8,17,96,257.00	-	-	-	8,17,96,257.00	-	8,17,96,257.00
34	CIVIL WORK AT PIT MANSA	CIVIL	0%	4,75,671.00	-	-	-	4,75,671.00	-	4,75,671.00
35	CIVIL WORK AT PIT SULTANPUR LODHI	CIVIL	0%	8,42,00,000.00	-	-	-	8,42,00,000.00	-	8,42,00,000.00
36	CIVIL WORK IN PROGRESS	ADMIN	0%	2,61,99,174.00	-	-	2,61,99,174.00	-	-	-
37	CIVIL WORK PIT LADOWALI ROAD	CIVIL	0%	37,61,383.40	-	-	-	37,61,383.40	-	37,61,383.40
38	CIVIL WORK PIT RAIKOT LDH	CIVIL	0%	2,04,28,776.00	-	5,84,000.00	-	2,10,12,776.00	-	2,10,12,776.00
39	CIVIL WORK PIT HOSHIARPUR	CIVIL	0%	-	8,31,250.00	1,49,625.00	-	9,80,875.00	-	9,80,875.00
40	COMPUTER (P&D)	DRIC	40%	51,130.00	-	-	-	51,130.00	20,452.00	30,678.00
41	COMPUTER EQUIPMENT CAMP MOHALI	PIT	40%	6,556.00	-	-	-	6,556.00	2,622.00	3,934.00
42	COMPUTER LAB EQP HOSP	PIT	40%	5,942.00	-	-	-	5,942.00	2,377.00	3,565.00
43	COMPUTER PERIPHERAL	ADMIN	40%	1,10,233.00	13,765.00	6,371.00	-	1,30,369.00	50,873.00	79,496.00
44	COMPUTER PERIPHERALS	DRIC	40%	5,388.00	-	2,832.00	-	8,220.00	2,722.00	5,498.00
45	COMPUTER PERIPHERALS	STUDENT AFFAIRS	40%	55,221.00	-	-	-	55,221.00	22,088.00	33,133.00
46	COMPUTER PERIPHERALS	EXAM	40%	1,09,940.00	-	-	-	1,09,940.00	43,976.00	65,964.00
47	COMPUTER PERIPHERALS (P&D)	DRIC	40%	2,889.00	-	-	-	2,889.00	1,156.00	1,733.00
48	COMPUTER/LAPTOP A/C	DRIC	40%	42,366.00	-	-	-	42,366.00	16,946.00	25,420.00
49	COMPUTERS	ACADEMIC	40%	1,33,628.00	-	-	-	1,33,628.00	53,451.00	80,177.00

Handwritten signature and initials in blue ink.

Handwritten signature in blue ink.

50	COMPUTERS	ADMIN	40%	13,45,404.00	4,93,457.00	92,115.00	2,38,867.00	16,92,109.00	6,58,421.00	10,33,688.00
51	COMPUTERS	STUDENT AFFAIRS	40%	50,976.00				50,976.00	20,390.00	30,586.00
52	COMPUTERS PERIPHERALS PIT BHIKIWIND	PIT	40%	6,935.00				6,935.00	2,774.00	4,161.00
53	COMPUTERS PERIPHERALS PIT KPT	PIT	40%	1,41,871.00				1,41,871.00	56,748.00	85,123.00
54	COMPUTERS PIT	PIT	40%	23,616.00				23,616.00	9,446.00	14,170.00
55	COMPUTERS PIT KPT	PIT	40%	9,522.67				9,522.67	3,809.00	5,713.67
56	COMPUTERS/LAPTOP/PRINTERS(NSS)	STUDENT AFFAIRS	40%	3,024.00				3,024.00	1,210.00	1,814.00
57	COMPUTERS/PRINTERS (YOUTH AFFAIRS)	STUDENT AFFAIRS	40%	14,672.00				14,672.00	5,869.00	8,803.00
58	CYCLES	ADMIN	15%	24,454.00				24,454.00	3,668.00	20,786.00
59	CYCLES	PIT	15%	1,419.00				1,419.00	213.00	1,206.00
60	DIGITAL DISH	ADMIN	15%	1,332.00				1,332.00	200.00	1,132.00
61	ELECTRIC EQUIPMENT	ADMIN	15%	1,44,387.00				1,44,387.00	21,658.00	1,22,729.00
62	ELECTRIC FITTING	ADMIN	10%	52,70,965.00				52,70,965.00	5,27,097.00	47,43,868.00
63	ELECTRIC PANEL PIT MOHALI	PIT	15%	3,00,471.00				3,00,471.00	45,071.00	2,55,400.00
64	EPBX MACHINE (PANASONIC)	ADMIN	15%	15,331.00				15,331.00	2,300.00	13,031.00
65	EQUIPMENT (MOHALI)	ADMIN	15%	76,510.00				76,510.00	11,477.00	65,033.00
66	FAN	ADMIN	15%	42,434.00				42,434.00	6,365.00	36,069.00
67	FIRE FIGHTING EQUIPMENT PIT KPT	PIT	100%	0.25				0.25	-	0.25
68	FLY CATCHER	ADMIN	15%	26,112.00				26,112.00	3,917.00	22,195.00
69	FURNITURE & FIXTURE (ECE DEPT)	TEACHING	10%	36,211.00				36,211.00	3,621.00	32,590.00
70	FURNITURE & FIXTURE (FOOD ENGG.)	TEACHING	10%	1,498.00				1,498.00	150.00	1,348.00
71	FURNITURE & FIXTURE (MAIN CAMPUS LIBRARY)	TEACHING	10%	91,762.00	47,560.00			1,39,322.00	13,932.00	1,25,390.00
72	FURNITURE & FIXTURE (MATHEMATICAL SCIENCES)	TEACHING	10%	4,860.00				4,860.00	486.00	4,374.00
73	FURNITURE & FIXTURE (CIVIL ENGG.)	TEACHING	10%	8,820.00	8,51,620.00			8,60,440.00	86,044.00	7,74,396.00
74	FURNITURE & FIXTURE (CSE DEPT.)	TEACHING	10%	11,21,592.00				11,21,592.00	1,12,159.00	10,09,433.00
75	FURNITURE & FIXTURE (ELECTRICAL ENGG.)	TEACHING	10%	2,76,387.00				2,76,387.00	27,639.00	2,48,748.00
76	FURNITURE & FIXTURE (HOSTEL)	ADMIN	10%		54,570.00			54,570.00	5,457.00	49,113.00
77	FURNITURE & FIXTURE (MANAGEMENT STUDIES)	TEACHING	10%	10,78,101.00				10,78,101.00	1,07,810.00	9,70,291.00
78	FURNITURE & FIXTURE (MECHANICAL ENGG.)	TEACHING	10%	13,822.00				13,822.00	1,382.00	12,440.00
79	FURNITURE & FIXTURE (PHYSICAL SCIENCES)	TEACHING	10%	21,185.00				21,185.00	2,119.00	19,066.00
80	FURNITURE & FIXTURES	ADMIN	10%	2,75,71,615.07	84,82,017.00	1,08,780.00		3,61,62,412.07	36,10,802.00	3,25,51,610.07
81	FURNITURE & FIXTURES	DRIC	10%	6,00,732.00				6,00,732.00	60,073.00	5,40,659.00
82	FURNITURE & FIXTURES	STUDENT AFFAIRS	10%	2,25,467.00		23,099.00		2,48,566.00	23,702.00	2,24,864.00
83	FURNITURE & FIXTURES	EXAM	10%	19,515.00				19,515.00	1,952.00	17,563.00
84	FURNITURE & FIXTURES (P&D)	DRIC	10%	3,55,480.00				3,55,480.00	35,548.00	3,19,932.00
85	FURNITURE & FIXTURES AMRITSAR	PIT	10%	21,99,712.00				21,99,712.00	2,19,971.00	19,79,741.00
86	FURNITURE & FIXTURES BATALA	PIT	10%	28,84,210.00	2,76,678.00			31,60,888.00	3,16,089.00	28,44,799.00
87	FURNITURE & FIXTURES BHIKIWIND	PIT	10%	25,41,927.00				25,41,927.00	2,54,193.00	22,87,734.00
88	FURNITURE & FIXTURES DINANAGAR	PIT	10%	23,20,450.00				23,20,450.00	2,32,045.00	20,88,405.00
89	FURNITURE & FIXTURES HSP	PIT	10%	70,87,187.00		44,750.00		71,31,937.00	7,10,956.00	64,20,981.00
90	FURNITURE & FIXTURES KHUNIMAJRA	PIT	10%	55,69,152.00		2,68,766.00		58,37,918.00	5,70,354.00	52,67,564.00
91	FURNITURE & FIXTURES KPT	PIT	10%	1,19,98,294.20				1,19,98,294.20	11,99,829.00	1,07,98,465.20
92	FURNITURE & FIXTURES LUDHIANA	PIT	10%	28,857.00				28,857.00	2,886.00	25,971.00
93	FURNITURE & FIXTURES MOHALI	PIT	10%	6,23,713.00		8,437.00		6,32,150.00	62,793.00	5,69,357.00
94	FURNITURE & FIXTURES PIT	PIT	10%	19,60,600.00		3,23,010.00		22,83,610.00	2,12,211.00	20,71,399.00
95	FURNITURE & FIXTURES PIT KPT	PIT	10%	6,95,173.00				6,95,173.00	69,517.00	6,25,656.00
96	FURNITURE AND FIXTURES	ACADEMIC	10%	8,60,393.00				8,60,393.00	86,039.00	7,74,354.00
97	GENERATOR	ADMIN	15%	15,04,130.00				15,04,130.00	2,25,620.00	12,78,510.00
98	GENERATOR SET PIT KPT	PIT	15%	3,10,061.77				3,10,061.77	46,509.00	2,63,552.77
99	GEYSER ELECTRIC	ADMIN	15%	8,228.00				8,228.00	1,234.00	6,994.00
100	HAND DRYER	ADMIN	15%	52,198.00				52,198.00	7,830.00	44,368.00
101	HORTICULTURE EQUIPMENT PIT KPT	PIT	15%	45,837.00				45,837.00	6,876.00	38,961.00
102	HORTICULTURE MACHINERY	ADMIN	15%	-		95,500.00		95,500.00	7,163.00	88,337.00
103	HOT CASE, OVEN, HEATER	ADMIN	15%	7,003.00		4,750.00		11,753.00	1,407.00	10,346.00
104	HUB, SWITCHES	ADMIN	15%	79,002.00	2,200.00			81,202.00	12,180.00	69,022.00
105	INDUCTION COOKER HOTCASE	ADMIN	15%	20,010.00		9,985.00		29,995.00	3,750.00	26,245.00
106	LAB EQUIPMENT (ELECTRICAL ENGG.)	TEACHING	15%	3,16,699.00	5,59,586.00	3,57,540.00		12,33,825.00	1,58,258.00	10,75,567.00

107	LAB EQUIPMENT (PS)	TEACHING	15%	-		12,370.00		12,370.00	928.00	11,442.00
108	LAB EQUIPMENT (MAIN CAMPUS)	TEACHING	15%	3,89,252.00	1,21,232.00			5,10,484.00	76,573.00	4,33,911.00
109	LAB EQUIPMENTS PIT AMRITSAR	PIT	15%	2,48,401.00				2,48,401.00	37,260.00	2,11,141.00
110	LAB EQUIPMENTS PIT BATALA	PIT	15%	65,009.00				65,009.00	9,751.00	55,258.00
111	LAB EQUIPMENTS PIT DINANAGAR	PIT	15%	30,115.00				30,115.00	4,517.00	25,598.00
112	LAB EQUIPMENTS PIT HOSHIARPUR	PIT	15%	21,48,442.00		-		21,48,442.00	3,22,266.00	18,26,176.00
113	LAB EQUIPMENTS PIT KHUNIMAJRA	PIT	15%	48,834.00				48,834.00	7,325.00	41,509.00
114	LAB EQUIPMENTS PIT KPT	PIT	15%	18,21,666.46				18,21,666.46	2,73,250.00	15,48,416.46
115	LABORATORY EXP PIT KPT	PIT	15%	7,94,530.00				7,94,530.00	1,19,180.00	6,75,350.00
116	LAND	ADMIN	0%	38,77,280.00		15,87,55,000.00		16,26,32,280.00	-	16,26,32,280.00
117	LAPTOP & DESKTOP (BATALA)	PIT	40%	1,69,400.00			51,000.00	1,18,400.00	47,360.00	71,040.00
118	LAPTOP & DESKTOP (CE)	TEACHING	40%	60,000.00	75,000.00	75,000.00	51,000.00	1,59,000.00	48,600.00	1,10,400.00
119	LAPTOP & DESKTOP (CS)	TEACHING	40%	60,000.00				60,000.00	24,000.00	36,000.00
120	LAPTOP & DESKTOP (CSE)	TEACHING	40%	60,000.00	1,50,000.00		75,000.00	1,35,000.00	54,000.00	81,000.00
121	LAPTOP & DESKTOP (DINANAGAR)	PIT	40%	1,80,000.00				1,80,000.00	72,000.00	1,08,000.00
122	LAPTOP & DESKTOP (EE)	TEACHING	40%	55,600.00	75,000.00			1,30,600.00	52,240.00	78,360.00
123	LAPTOP & DESKTOP (FE)	TEACHING	40%	1,20,000.00				1,20,000.00	48,000.00	72,000.00
124	LAPTOP & DESKTOP (HOSP)	PIT	40%	2,70,000.00		62,000.00		3,32,000.00	1,20,400.00	2,11,600.00
125	LAPTOP & DESKTOP (HOSP)	ADMIN	40%	12,55,529.00	7,20,000.00	5,27,987.00	4,32,336.00	20,71,180.00	7,22,875.00	13,48,305.00
126	LAPTOP & DESKTOP (HOSTEL)	ADMIN	40%	-		46,011.00		46,011.00	9,202.00	36,809.00
127	LAPTOP & DESKTOP (JMC)	TEACHING	40%	1,80,000.00	75,000.00			2,55,000.00	1,02,000.00	1,53,000.00
128	LAPTOP & DESKTOP (MOHALI CAMPUS)	PIT	40%	45,000.00		71,716.00		1,16,716.00	32,343.00	84,373.00
129	LAPTOP & DESKTOP (PIT BHIKHIWIND)	PIT	40%	1,65,000.00				1,65,000.00	66,000.00	99,000.00
130	LAPTOP & DESKTOP (MS)	TEACHING	40%	6,39,523.00		75,000.00		7,14,523.00	2,70,809.00	4,43,714.00
131	LAPTOP & DESKTOP (PS)	TEACHING	40%	45,000.00	75,000.00			1,20,000.00	48,000.00	72,000.00
132	LED TV	ADMIN	15%	41,347.00		2,33,934.00		2,75,281.00	23,747.00	2,51,534.00
133	LIBRARY BOOKS & VIDEO CASSETTES	ADMIN	40%	45,560.75				45,560.75	18,224.00	27,336.75
134	LIFT	ADMIN	15%	16,41,742.00				16,41,742.00	2,46,261.00	13,95,481.00
135	MOBILE TELEPHONE	ADMIN	15%	76,457.00		64,999.00		1,41,456.00	16,343.00	1,25,113.00
136	OFFICE EQUIPMENT	ADMIN	15%	3,12,436.00	2,71,573.00	2,06,897.00		7,90,906.00	1,03,119.00	6,87,787.00
137	OFFICE EQUIPMENT	DRIC	15%	1,85,416.00				1,85,416.00	27,812.00	1,57,604.00
138	OFFICE EQUIPMENT	STUDENT AFFAIRS	15%	26,143.00		2,304.00		28,447.00	4,094.00	24,353.00
139	OFFICE EQUIPMENT	EXAM	15%	1,02,267.00				1,02,267.00	15,340.00	86,927.00
140	OFFICE EQUIPMENT (CSE DEPT)	TEACHING	15%	83,322.00		10,87,738.00		11,71,060.00	94,079.00	10,76,981.00
141	OFFICE EQUIPMENT (BOYS HOSTEL)	ADMIN	15%	-		3,99,443.00		3,99,443.00	29,958.00	3,69,485.00
142	OFFICE EQUIPMENT (ECE DEPT)	TEACHING	15%	64,565.00		4,000.00		68,565.00	9,985.00	58,580.00
143	OFFICE EQUIPMENT (CE DEPT)	TEACHING	15%	-		9,794.00		9,794.00	735.00	9,059.00
144	OFFICE EQUIPMENT (ELECTRICAL ENGG.)	TEACHING	15%	76,022.00		90,368.00		1,66,390.00	18,181.00	1,48,209.00
145	OFFICE EQUIPMENT (GIRLS HOSTEL)	ADMIN	15%	-		1,57,864.00		1,57,864.00	11,840.00	1,46,024.00
146	OFFICE EQUIPMENT (MAIN CAMPUS)	TEACHING	15%	2,88,634.00				2,88,634.00	43,295.00	2,45,339.00
147	OFFICE EQUIPMENT (MECHANICAL ENGG.)	TEACHING	15%	39,701.00	3,58,409.00	3,20,440.00		7,18,550.00	83,750.00	6,34,800.00
148	OFFICE EQUIPMENT (P&D)	DRIC	15%	68,101.00				68,101.00	10,215.00	57,886.00
149	OFFICE EQUIPMENT (PHYSICAL SCIENCES)	TEACHING	15%	18,079.00		23,800.00		41,879.00	4,497.00	37,382.00
150	OFFICE EQUIPMENT CAMP MOHALI	PIT	15%	6,79,680.00		42,110.00		7,21,790.00	1,05,110.00	6,16,680.00
151	OFFICE EQUIPMENT DINANAGAR	PIT	15%	27,95,810.00	1,04,974.00			29,00,784.00	4,35,118.00	24,65,666.00
152	OFFICE EQUIPMENT HOSHIARPUR	PIT	15%	29,71,523.00	1,130.00	52,245.00		30,24,898.00	4,49,816.00	25,75,082.00
153	OFFICE EQUIPMENT KHUNIMAJRA	PIT	15%	17,03,043.00		8,864.00		17,11,907.00	2,56,121.00	14,55,786.00
154	OFFICE EQUIPMENT PIT BATALA	PIT	15%	34,07,935.00	79,770.00	2,70,266.00		37,57,971.00	5,43,426.00	32,14,545.00
155	OFFICE EQUIPMENT PIT BHIKHIWIND	PIT	15%	19,93,847.00	4,73,707.00			24,67,554.00	3,70,133.00	20,97,421.00
156	OFFICE EQUIPMENT PIT KPT	PIT	15%	90,62,961.76				90,62,961.76	13,59,444.00	77,03,517.76
157	OFFICE EQUIPMENT PIT SULTANPUR	PIT	15%	38,085.00				38,085.00	5,713.00	32,372.00
158	OFFICE EQUIPMENTS	ACADEMIC	15%	1,01,896.00		2,01,792.00		3,03,688.00	30,419.00	2,73,269.00
159	OFFICE EQUIPMENTS & ELECTRICAL EQUIPMENTS	ADMIN	15%	33,67,321.00	-	-		33,67,321.00	5,05,098.00	28,62,223.00
160	OFFICE EQUIPMENTS AMRITSAR	PIT	15%	35,27,494.00				35,27,494.00	5,29,124.00	29,98,370.00
161	PHOTOSTATE	ADMIN	15%	1,83,365.00	44,800.00	60,509.00		2,88,674.00	38,763.00	2,49,911.00
162	PIT KAPURTHALA	CIVIL	0%	-				-	-	-
163	PRESENTER	ADMIN	40%	1,142.00				1,142.00	457.00	685.00

164	PRINTER	STUDENT AFFAIRS	40%	7,659.00				7,659.00	3,064.00	4,595.00
165	PRINTER, SCANNER	ADMIN	40%	6,48,775.00	1,64,640.00	5,34,876.00		13,48,291.00	4,32,341.00	9,15,950.00
166	PRINTERS	EXAM	40%	89,863.00				89,863.00	35,945.00	53,918.00
167	PRINTERS (P&D)	DRIC	40%	55,721.00				55,721.00	22,288.00	33,433.00
168	PROJECTOR	ADMIN	40%	76,228.00		58,600.00		1,34,828.00	42,211.00	92,617.00
169	PTU CAMPUS-KAPURTHALA ROAD	CIVIL	0%	46,11,51,835.00	11,80,62,571.00	10,47,34,927.00		68,39,49,333.00	-	68,39,49,333.00
170	RACKS	ADMIN	10%	7,18,589.00				7,18,589.00	71,859.00	6,46,730.00
171	REFRIGERATION PIT KPT	PIT	15%	3,022.39				3,022.39	453.00	2,569.39
172	REFRIGERATOR	ADMIN	15%	20,095.00				20,095.00	3,014.00	17,081.00
173	ROOM HEATER	STUDENT AFFAIRS	15%	-		4,248.00		4,248.00	319.00	3,929.00
174	SCANNER	ADMIN	40%	38,326.00	57,780.00	48,565.00		1,44,671.00	48,155.00	96,516.00
175	SOFA	ADMIN	10%	12,663.00				12,663.00	1,266.00	11,397.00
176	SOFTWARE DEVELOPMENT	ADMIN	40%	10,85,660.00	24,09,870.00	60,770.00		35,56,300.00	14,10,366.00	21,45,934.00
177	SOFTWARE DEVELOPMENT	DRIC	15%	6,861.00				6,861.00	1,029.00	5,832.00
178	SOUND SYSTEM	ADMIN	15%	13,754.00				13,754.00	2,063.00	11,691.00
179	SPEAKER PHONE	ADMIN	15%	62,840.00				62,840.00	9,426.00	53,414.00
180	SUBMERCIBLE PUMP	ADMIN	15%	55,723.00				55,723.00	8,358.00	47,365.00
181	SWITCH, HUB, ROUTER (P&D)	DRIC	15%	1,871.00				1,871.00	281.00	1,590.00
182	TABLE	ADMIN	10%	77,373.00	1,36,649.00	5,546.00		2,19,568.00	21,680.00	1,97,888.00
183	TELEPHONE SET	STUDENT AFFAIRS	15%	1,596.00				1,596.00	239.00	1,357.00
184	TRACTOR	ADMIN	15%	2,58,856.00				2,58,856.00	38,828.00	2,20,028.00
185	TRACTOR EQUIPMENT	ADMIN	15%	57,460.00				57,460.00	8,619.00	48,841.00
186	TUBEWELL (AMRITSAR)	PIT	15%	10,31,393.00				10,31,393.00	1,54,709.00	8,76,684.00
187	TV SONY LED	ADMIN	15%	2,00,442.00				2,00,442.00	30,066.00	1,70,376.00
188	UPS	ADMIN	40%	1,44,872.00	6,400.00	75,110.00		2,26,382.00	75,531.00	1,50,851.00
189	UPS (P&D)	DRIC	40%	1,321.00				1,321.00	528.00	793.00
190	VEHICLES	ADMIN	15%	72,00,647.00			1,05,446.67	70,95,200.33	10,64,280.00	60,30,920.33
191	VERTICAL BLINDS (FURNITURE)	ADMIN	10%	43,974.00				43,974.00	4,397.00	39,577.00
192	WATER COOLER	ADMIN	15%	32,852.00				32,852.00	4,928.00	27,924.00
193	WIRELESS RF MEDIA	ADMIN	40%	-		59000		59,000.00	11,800.00	47,200.00
TOTAL				2,04,67,20,131.72	13,57,80,964.00	31,11,41,987.50	3,72,96,125.67	2,45,63,46,957.55	14,78,42,814.00	2,30,85,04,143.55

135780964 311141987.5

170324

44,70,93,275.50

[Handwritten signature]

[Handwritten mark]

I.K.G PUNJAB TECHNICAL UNIVERSITY (DEP)

SCHEDULE OF FIXED ASSETS FOR THE YEAR ENDED 31ST MARCH 2019

Sr. No.	NAME OF ASSET	RATE	OP. BAL.	ADDITIONS		DISCARDED/ ADJUSTED	BALANCE	DEPRECIATION	CLOSING W.D.V.
				<180 DAYS	>180 DAYS				
1	CAR	15%	25876	0	0	0	25876	3881	21995
2	COMPUTERS	40%	10904	0	0	0	10904	4362	6542
3	FURNITURE & FIXTURES	10%	1133259	0	170324	0	1303583	121842	1181741
4	OFFICE EQUIPMENTS & ELECTRIC EQUIPMENTS	15%	859666	0	0	0	859666	128950	730716
TOTAL			2297262	0	170324	0	2200029	259035	1940994

Handwritten signature and initials in blue ink.

Handwritten number 12 in a circle in blue ink.

PUNJAB TECHNICAL UNIVERSITY

2019-20

15	Academic Expenses	CURRENT YEAR	PREVIOUS YEAR
	a) Laboratory Expense	52,285.00	9,682.00
	b) Affiliation Fee	-	1,00,000.00
	c) Seminar/Workshop	-	95,754.00
	d) Scholarship	50,000.00	1,25,000.00
	e) Examination	44,91,977.00	6,20,11,594.00
	e) Evaluation/Revaluation/Confidential work	11,60,92,267.10	3,23,87,439.00
	f) Student Welfare Expense	-	40,000.00
	g) Admission Expenses	-	9,004.00
	h) Convocation Expense	2,08,531.00	4,18,241.00
	i) Publication	-	-
	j) Stipend/ means-cum-merit scholarship	-	47,466.00
	k) Subscription Expense/membership subscription	2,09,568.00	17,700.00
	j) Others	-	-
	Foreign Languages Course (Mohali)	4,82,275.00	-
	Inspection Expenses/academic audit	13,23,893.00	13,16,308.00
	CONDUCTING EXTERNAL PROG.EXP. ETC (P&D)	5,56,939.00	-
	Research E Journal, Subscription, Membership	2,24,09,899.95	1,81,98,033.08
	Faculty Training & Development Expenses/training placement	5,91,689.00	76,51,993.72
	Enterprenurship Development and Incubation Centre	2,46,552.00	7,58,477.14
	Grant in Aid- Research Activities/TQUIP/Organising conference Etc.	35,000.00	30,000.00
	Honorarium to Guest Faculty	1,26,22,888.00	1,10,08,230.00
	Nodel Centre Expenses	-	10,96,481.00
	REFUND OF SECURITY	8,26,270.00	-
	DEVELOP & INOVATION FUND EXP IIT ROPAR	29,48,695.00	-
	Table Marking Expense	-	2,01,540.00
	Destination of Punjab	-	-
	WORKSHOP EXP.	1,50,499.00	-
	Share of Establishment Fees to RC	-	-
	Cultural Affairs Expenses	27,19,638.00	36,85,827.00
	Counselling Expense	39,55,726.00	68,35,107.69
	Director Camps	2,70,865.44	-
	NSS	80,825.00	1,29,579.00
	Educational Visit	-	-
	Hostel Expenses	6,65,918.00	26,45,258.00
	Meeting Expenses	2,19,23,389.15	1,49,82,542.21
	Sports Affair	47,23,867.00	31,53,864.00
	Student Facilitation Centre Expense	-	1,56,840.00
	Couse Material/Digital Content/LMS	7,10,892.00	51,50,135.00
	Conferences & TRAINING EXP/alumini association	57,26,832.00	14,28,720.00
	Restructuring of DEP	-	-
	International conference	-	50,44,428.00
	Software & IT charges/Networking	1,46,91,663.00	27,89,451.00
	Lease Line Rent	1,84,864.00	11,73,320.00
	Advertisement Expenses	-	-
	Printing & Stationery	-	-
	Other Administrative Expenses	-	-
	Expenditure - Regional Centres	77,61,191.36	93,28,817.10
	Total	22,67,14,899.00	19,20,26,831.94
	TEACHING EXPENSES		
	Architecture Expense	-	-
	Chemical Sciences Expenses	19,93,818.00	18,86,543.00
	Civil Engg Expenses	24,32,553.00	13,82,422.00
	Computer Sciences & Engg Expenses	26,00,649.00	10,55,441.00
	Electrical Engg. Expenses	17,71,708.00	10,54,836.00
	Electronic & communication Engg.	48,81,446.00	5,23,910.00
	Food Engg. Expenses	35,35,020.00	11,04,810.00
	Management Studies	29,07,100.00	30,71,289.00
	Mathematical Sciences	8,52,891.00	7,22,840.00
	Mechanical Engg Expenses	31,75,350.00	18,79,815.00
	Media & Mass Communication Expenses	21,78,646.00	8,18,509.00
	Physical Sciences Exp	13,84,320.00	6,69,487.00
	Teacher Training & education	50,120.00	2,56,932.00
	Total	2,77,63,621.00	1,44,26,834.00
	GRAND TOTAL	25,44,78,520.00	20,64,53,665.94

PUNJAB TECHNICAL UNIVERSITY

2019-20

16	Office & Administrative Expenses	CURRENT YEAR	PREVIOUS YEAR
	a) Electricity & Water Charges	3,26,21,925.00	2,91,57,909.00
	b) Insurance	-	-
	c) Rent, Rates and Taxes	-	-
	d) Postage & telephone	1,00,00,632.00	77,87,843.00
	e) Printing & stationary	2,26,40,477.00	1,89,71,002.08
	f) Travelling & conveyence Expenses	-	21,800.00
	g) Hospitality	-	-
	h) Auditors Remuneration	-	-
	i) Professional Charges	-	-
	j) Advertisement & Publicity	61,02,403.22	74,51,688.43
	k) Newspaper/Magzines & Journals	2,39,830.50	2,63,693.20
	l) Legal Expenses	96,99,067.00	93,09,664.00
	m)Function Expenses	1,35,27,365.00	
	n) Audit Fee & Consultancy exp.	-	1,48,606.00
	o) Other Expense		
	Misc. Honorarium	-	5,35,000.00
	NBA & NAAC EXP	1,01,081.00	-
	Office Expenses	11,88,851.00	31,54,853.22
	Registration fee	70,990.00	-
	TA/DA	1,06,075.00	60,37,820.00
	Horticulture	3,39,608.00	17,96,150.00
	Depreciation	22,07,24,966.00	14,81,01,849.00
	Other Administrative Expenses	-	-
	Total	31,73,63,270.72	23,27,37,877.93

17	Transportation Expenses	CURRENT YEAR	PREVIOUS YEAR
	1. Vehicles (owned by educational instituion)		
	a) Running expenses	16,28,779.00	25,58,904.00
	b) Repairs & Maintenance	4,86,364.00	4,17,589.00
	c) Insurance Expenses	4,26,146.00	-
	2. Vehicles taken on rent /lease	-	-
	a) Rent /lease expenses	99,32,768.00	1,17,88,943.63
	Total	1,24,74,057.00	1,47,65,436.63

18	Repairs & Maintenance	CURRENT YEAR	PREVIOUS YEAR
	Repairs & Maintenance/AMC Expenses	2,09,43,355.00	1,30,42,447.00
	Total	2,09,43,355.00	1,30,42,447.00

19	Finance Costs	CURRENT YEAR	PREVIOUS YEAR
	a) Interest on fixed loans	-	-
	b) Interest on other loans	-	-
	c) Bank charges	4,35,665.67	3,09,352.17
	Total	4,35,665.67	3,09,352.17

20	Other Expenses	CURRENT YEAR	PREVIOUS YEAR
	a) Provision for bad and doubtful debts	1,15,750.00	-
	b) Irrevocable balances written off	-	1,48,550.00
	c) Others	4,46,31,863.05	12,37,151.88
	Total	4,47,47,613.05	13,85,701.88

65,04,42,481.44

I.K.G PUNJAB TECHNICAL UNIVERSITY
SCHEDULE OF FIXED ASSETS (PTU MAIN)
FOR THE FINANCIAL YEAR ENDING 31.03.2020

	NAME OF ASSET	COMPANY	RATE	OP. BAL.	ADDITIONS		DISCARDED/ ADJUSTED	BALANCE	DEPRECIATION	CLOSING W.D.V.
					<180 DAYS	>180 DAYS				
1	AIR CONDITIONER	ADMIN	15%	72,58,928.00	84,828.00	1,27,882.00		74,71,638.00	11,11,155.00	63,60,483.00
2	AIR CONDITIONER CONSTITUENT CAMP	CONSTITUENT CAMPUS	15%	95,422.92	-	-		95,422.92	14,313.00	81,109.92
3	ALMIRAH	ADMIN	10%	8,53,262.00	6,99,484.00	1,99,174.00		17,51,920.00	1,65,233.00	15,86,687.00
4	ALUMINIUM FIXTURE	CONSTITUENT CAMPUS	10%	1,11,543.00	-	-		1,11,543.00	11,154.00	1,00,389.00
5	ALUMINIUM PARTITION	ADMIN	10%	1,29,037.00	-	-		1,29,037.00	12,904.00	1,16,133.00
6	AQUAGUARD (R.O WATER DISPENSER)	ADMIN	15%	1,86,455.00	-	8,349.00		1,94,804.00	28,594.00	1,66,210.00
7	BATTERY	ADMIN	15%	-	-	12,270.00		12,270.00	920.00	11,350.00
8	BED	ADMIN	10%	-	4,72,000.00	57,500.00		5,29,500.00	50,075.00	4,79,425.00
9	BENCHES	ADMIN	10%	-	-	1,48,680.00		1,48,680.00	7,434.00	1,41,246.00
10	BIOMETRIC DEVICE	ADMIN	15%	25,514.00	-	84,502.00		1,10,016.00	10,165.00	99,851.00
11	BOOK CASE	ADMIN	10%	5,265.00	-	9,720.00		14,985.00	1,013.00	13,972.00
12	BOOKS	ACADEMIC	40%	13,85,281.12	2,14,748.00	11,23,347.00		27,23,376.12	8,64,681.00	18,58,695.12
13	BOOKS	ADMIN	40%	6,81,520.00	-	-		6,81,520.00	2,72,608.00	4,08,912.00
14	BOOKS (MAIN CAMPUS)	TEACHING	40%	79,325.00	-	-		79,325.00	31,730.00	47,595.00
15	BOOKS EXP CONSTITUENT CAMPUS AM	CONSTITUENT CAMPUS	40%	33,094.00	-	-		33,094.00	13,238.00	19,856.00
16	BOOKS CONSTITUENT CAMPUS BATALA	CONSTITUENT CAMPUS	40%	13,071.00	-	-		13,071.00	5,228.00	7,843.00
17	BOOKS CONSTITUENT CAMPUS HOSHIA	CONSTITUENT CAMPUS	40%	89,540.00	-	-		89,540.00	35,816.00	53,724.00
18	BOOKS CONSTITUENT CAMPUS KAPUR	CONSTITUENT CAMPUS	40%	1,17,569.00	-	-		1,17,569.00	47,028.00	70,541.00
19	BOOKS CONSTITUENT CAMPUS KHUNIN	CONSTITUENT CAMPUS	40%	4,83,443.00	-	-		4,83,443.00	1,93,377.00	2,90,066.00
20	BOOKS CONSTITUENT CAMPUS MOHAL	CONSTITUENT CAMPUS	40%	4,53,779.00	-	22,540.00		4,76,319.00	1,86,020.00	2,90,299.00
21	BOOKS CONSTITUENT CAMPUS KPT	CONSTITUENT CAMPUS	40%	23,677.59	-	-		23,677.59	9,471.00	14,206.59
22	BUILDING (KAPURTHALA)	ADMIN	10%	98,02,56,406.19	-	4,71,52,000.00		1,02,74,08,406.19	10,03,83,241.00	92,70,25,165.19
23	BUILDING (MOHALI)	ADMIN	10%	2,64,49,441.00	-	-		2,64,49,441.00	26,44,944.00	2,38,04,497.00
24	BUILDING MOHALI CAMPUS	CONSTITUENT CAMPUS	10%	3,29,962.00	4,55,691.00	-		7,85,653.00	78,565.00	7,07,088.00
25	BUILDING CONSTITUENT CAMPUS ASR	CONSTITUENT CAMPUS	10%	4,17,57,458.00	-	-		4,17,57,458.00	41,75,746.00	3,75,81,712.00
26	BUILDING CONSTITUENT CAMPUS DINA	CONSTITUENT CAMPUS	10%	26,57,205.00	-	-		26,57,205.00	2,65,721.00	23,91,484.00
27	BUILDING CONSTITUENT CAMPUS HOS	CONSTITUENT CAMPUS	10%	1,48,95,150.00	4,00,000.00	-		1,52,95,150.00	15,29,515.00	1,37,65,635.00
28	BUILDING CONSTITUENT CAMPUS KPT	CONSTITUENT CAMPUS	10%	3,18,48,965.68	-	-		3,18,48,965.68	31,84,897.00	2,86,64,068.68
29	BUILDING CONSTITUENT CAMPUS KUN	CONSTITUENT CAMPUS	10%	2,14,77,462.00	-	-		2,14,77,462.00	21,47,746.00	1,93,29,716.00
30	BUS	ADMIN	15%	5,02,774.00	-	-		5,02,774.00	75,416.00	4,27,358.00
31	CAMERA	ADMIN	15%	28,60,359.00	-	5,91,700.00		34,52,059.00	4,73,431.00	29,78,628.00
32	CAMERA (DIGITAL)	ADMIN	15%	1,12,025.00	-	-		1,12,025.00	16,804.00	95,221.00
33	CHAIRS	ADMIN	10%	2,92,570.00	10,95,498.00	12,41,394.00		26,29,462.00	2,00,877.00	24,28,585.00
34	CIVIL WORK AT PIT KHUNIMAJRA	CIVIL	0%	8,17,96,257.00	-	-		8,17,96,257.00	-	8,17,96,257.00
35	CIVIL WORK AT PIT MANSI	CIVIL	0%	4,75,671.00	-	-		4,75,671.00	-	4,75,671.00
36	CIVIL WORK UNIV. CAMPUS CHAMKAU	CIVIL	0%	-	72,38,000.00	2,55,04,000.00		3,27,42,000.00	-	3,27,42,000.00
37	CIVIL WORK AT PIT SULTANPUR LODHI	CIVIL	0%	8,42,00,000.00	-	-		8,42,00,000.00	-	8,42,00,000.00
38	CIVIL WORK PIT LADOWALI ROAD	CIVIL	0%	37,61,383.40	-	-		37,61,383.40	-	37,61,383.40
39	CIVIL WORK PIT RAIKOT LDH	CIVIL	0%	2,10,12,776.00	-	-		2,10,12,776.00	-	2,10,12,776.00
40	CIVIL WORK PIT HOSHIARPUR	CIVIL	0%	9,80,875.00	-	5,00,000.00		14,80,875.00	-	14,80,875.00
41	COMPUTER (P&D)	DRIC	40%	30,678.00	-	-		30,678.00	12,271.00	18,407.00
42	COMPUTER EQUIPMENT CAMP MOHAL	CONSTITUENT CAMPUS	40%	3,934.00	-	-		3,934.00	1,574.00	2,360.00
43	COMPUTER LAB EQP HOSP	CONSTITUENT CAMPUS	40%	3,565.00	-	-		3,565.00	1,426.00	2,139.00
44	COMPUTER PERIPHERAL	ADMIN	40%	79,496.00	-	8,80,484.00		9,59,980.00	2,07,895.00	7,52,085.00

45	COMPUTER PERIPHERALS	DRIC	40%	5,498.00	-	-	5,498.00	2,199.00	3,299.00
46	COMPUTER PERIPHERALS	STUDENT AFFAIRS	40%	33,133.00	-	-	33,133.00	13,253.00	19,880.00
47	COMPUTER PERIPHERALS	EXAM	40%	65,964.00	8,160.00	5,682.00	79,806.00	30,786.00	49,020.00
48	COMPUTER PERIPHERALS (P&D)	DRIC	40%	1,733.00	-	-	1,733.00	693.00	1,040.00
49	COMPUTER/LAPTOP A/C	DRIC	40%	25,420.00	-	-	25,420.00	10,168.00	15,252.00
50	COMPUTERS	ACADEMIC	40%	80,177.00	-	-	80,177.00	32,071.00	48,106.00
51	COMPUTERS	ADMIN	40%	10,33,688.00	-	55,59,680.00	2,49,660.00	63,43,708.00	14,25,547.00
52	COMPUTERS	STUDENT AFFAIRS	40%	30,586.00	-	-	30,586.00	12,234.00	18,352.00
53	COMPUTERS PERIPHERALS CONSTITUTE	CONSTITUENT CAMPUS	40%	4,161.00	-	-	4,161.00	1,664.00	2,497.00
54	COMPUTERS PERIPHERALS CONSTITUTE	CONSTITUENT CAMPUS	40%	85,123.00	-	-	85,123.00	34,049.00	51,074.00
55	COMPUTERS CONSTITUENT CAMPUS	CONSTITUENT CAMPUS	40%	14,170.00	-	-	14,170.00	5,668.00	8,502.00
56	COMPUTERS CONSTITUENT CAMPUS K	CONSTITUENT CAMPUS	40%	5,713.67	-	-	5,713.67	2,285.00	3,428.67
57	COMPUTERS/LAPTOP/PRINTERS(NSS)	STUDENT AFFAIRS	40%	1,814.00	-	-	1,814.00	726.00	1,088.00
58	COMPUTERS/PRINTERS (YOUTH AFFAIRS)	STUDENT AFFAIRS	40%	8,803.00	-	-	8,803.00	3,521.00	5,282.00
59	CHILLER SINGLE DOOR	ADMIN	15%	-	-	38,000.00	38,000.00	2,850.00	35,150.00
60	CYCLES	ADMIN	15%	20,786.00	-	32,368.00	53,154.00	5,546.00	47,608.00
61	CYCLES	CONSTITUENT CAMPUS	15%	1,206.00	-	-	1,206.00	181.00	1,025.00
62	DEEP FRIYER	ADMIN	10%	-	-	33,200.00	33,200.00	1,660.00	31,540.00
63	DESK	ADMIN	10%	-	-	4,92,000.00	4,92,000.00	24,600.00	4,67,400.00
64	DIGITAL DISH	ADMIN	15%	1,132.00	-	-	1,132.00	170.00	962.00
65	DIGITAL LOCK	ADMIN	15%	-	34,810.00	-	34,810.00	5,222.00	29,588.00
66	DIGITAL MULTI-METER	ADMIN	15%	-	4,127.00	-	4,127.00	619.00	3,508.00
67	DVD WRITER	ADMIN	15%	-	1,800.00	-	1,800.00	270.00	1,530.00
68	ELECTRIC EQUIPMENT	ADMIN	15%	1,22,729.00	-	-	1,22,729.00	18,409.00	1,04,320.00
69	ELECTRIC FITTING	ADMIN	10%	47,43,868.00	-	-	47,43,868.00	4,74,387.00	42,69,481.00
70	ELECTRIC PANEL CONSTITUENT CAMPUS	CONSTITUENT CAMPUS	15%	2,55,400.00	-	-	2,55,400.00	38,310.00	2,17,090.00
71	EPBX MACHINE (PANASONIC)	ADMIN	15%	13,031.00	-	-	13,031.00	1,955.00	11,076.00
72	EQUIPMENT (MOHALI)	ADMIN	15%	65,033.00	-	-	65,033.00	9,755.00	55,278.00
73	FAN	ADMIN	15%	36,069.00	1,900.00	51,960.00	89,929.00	9,592.00	80,337.00
74	FLOOR MACHINE	ADMIN	15%	-	4,720.00	-	4,720.00	708.00	4,012.00
75	FIRE FIGHTING EQUIPMENT CONSTITUTE	CONSTITUENT CAMPUS	100%	-	-	-	-	-	-
76	FLY CATCHER	ADMIN	15%	22,195.00	-	-	22,195.00	3,329.00	18,866.00
77	FURNITURE & FIXTURE (DIRECTOR OFFICE)	ADMIN	10%	-	-	48,540.00	48,540.00	2,427.00	46,113.00
78	FURNITURE & FIXTURE (ECE DEPT)	TEACHING	10%	32,590.00	4,58,740.00	-	4,91,330.00	49,133.00	4,42,197.00
79	FURNITURE & FIXTURE (FOOD ENGG.)	TEACHING	10%	1,348.00	-	-	1,348.00	135.00	1,213.00
80	FURNITURE & FIXTURE (MAIN CAMPUS)	TEACHING	10%	1,25,390.00	-	-	1,25,390.00	12,539.00	1,12,851.00
81	FURNITURE & FIXTURE (MATHEMATICS)	TEACHING	10%	4,374.00	-	-	4,374.00	437.00	3,937.00
82	FURNITURE & FIXTURE (CIVIL ENGG.)	TEACHING	10%	7,74,396.00	28,720.00	-	8,03,116.00	80,312.00	7,22,804.00
83	FURNITURE & FIXTURE (HOSTEL)	TEACHING	10%	-	-	-	-	-	-
84	FURNITURE & FIXTURE (CSE DEPT.)	TEACHING	10%	10,09,433.00	4,012.00	-	10,13,445.00	1,01,345.00	9,12,100.00
85	FURNITURE & FIXTURE (ELECTRICAL EN)	TEACHING	10%	2,48,748.00	-	-	2,48,748.00	24,875.00	2,23,873.00
86	FURNITURE & FIXTURE (HOSTEL)	ADMIN	10%	49,113.00	-	-	49,113.00	4,911.00	44,202.00
87	FURNITURE & FIXTURE (HOSTLE)	TEACHING	10%	-	52,498.00	-	52,498.00	5,250.00	47,248.00
88	FURNITURE & FIXTURE (MANAGEMENT)	TEACHING	10%	9,70,291.00	-	-	9,70,291.00	97,029.00	8,73,262.00
89	FURNITURE & FIXTURE (MECHANICAL E)	TEACHING	10%	12,440.00	-	-	12,440.00	1,244.00	11,196.00
90	FURNITURE & FIXTURE (PHYSICAL SCIEN)	TEACHING	10%	19,066.00	-	-	19,066.00	1,907.00	17,159.00
91	FURNITURE & FIXTURES	ADMIN	10%	3,25,51,610.07	1,07,930.00	2,80,000.00	3,29,39,540.07	32,79,954.00	2,96,59,586.07
92	FURNITURE & FIXTURES	DRIC	10%	5,40,659.00	-	-	5,40,659.00	54,066.00	4,86,593.00
93	FURNITURE & FIXTURES	STUDENT AFFAIRS	10%	2,24,864.00	19,464.00	-	2,44,328.00	24,433.00	2,19,895.00
94	FURNITURE & FIXTURES	EXAM	10%	17,563.00	-	-	17,563.00	1,756.00	15,807.00
95	FURNITURE & FIXTURES (P&D)	DRIC	10%	3,19,932.00	-	-	3,19,932.00	31,993.00	2,87,939.00
96	FURNITURE & FIXTURES AMRITSAR	CONSTITUENT CAMPUS	10%	19,79,741.00	-	-	19,79,741.00	1,97,974.00	17,81,767.00

143	LAPTOP & DESKTOP (HOSP)	ADMIN	40%	13,48,305.00	2,78,990.00	10,98,979.00	2,08,232.00	25,18,042.00	7,87,421.00	17,30,621.00
144	LAPTOP & DESKTOP (HOSTEL)	ADMIN	40%	36,809.00	-	-	-	36,809.00	14,724.00	22,085.00
145	LAPTOP & DESKTOP (JMC)	TEACHING	40%	1,53,000.00	-	-	-	1,53,000.00	61,200.00	91,800.00
146	LAPTOP & DESKTOP (MOHALI CAMPUS)	CONSTITUENT CAMPUS	40%	84,373.00	-	-	7,480.00	76,893.00	30,757.00	46,136.00
147	LAPTOP & DESKTOP (CONSTITUENT CAMPUS)	CONSTITUENT CAMPUS	40%	99,000.00	-	-	-	99,000.00	39,600.00	59,400.00
148	LAPTOP & DESKTOP (MS)	TEACHING	40%	4,43,714.00	-	-	-	4,43,714.00	1,77,486.00	2,66,228.00
149	LAPTOP & DESKTOP (PS)	TEACHING	40%	72,000.00	-	-	-	72,000.00	28,800.00	43,200.00
150	LAYER ACCESS SWITCH	ADMIN	15%	-	-	37,000.00	-	37,000.00	2,775.00	34,225.00
151	LECTURE STAND	ADMIN	10%	-	-	1,45,176.00	-	1,45,176.00	7,259.00	1,37,917.00
152	LAB EQUIPMENT	ADMIN	15%	-	-	15,15,83,560.42	-	15,15,83,560.42	1,13,68,767.00	14,02,14,793.42
153	LED TV	ADMIN	15%	2,51,534.00	11,35,790.00	-	-	13,87,324.00	2,08,099.00	11,79,225.00
154	LIABRARY BOOKS & VIDEO CASSETTES	ADMIN	40%	27,336.75	-	-	-	27,336.75	10,935.00	16,401.75
155	LIFT	ADMIN	15%	13,95,481.00	-	-	-	13,95,481.00	2,09,322.00	11,86,159.00
156	Air Conditioner	ADMIN	15%	-	-	33,040.00	-	33,040.00	2,478.00	30,562.00
157	MAGZINE DISPLAY	ADMIN	10%	-	-	5,455.00	-	5,455.00	273.00	5,182.00
158	MIXER GRINDER	ADMIN	15%	-	-	48,350.00	-	48,350.00	3,626.00	44,724.00
159	MOBILE TELEPHONE	ADMIN	15%	1,25,113.00	3,776.00	-	6,250.00	1,22,639.00	18,396.00	1,04,243.00
160	MACHINERY(MAIN CAMPUS)	ADMIN	15%	-	27,25,971.00	-	-	27,25,971.00	4,08,896.00	23,17,075.00
161	MACHINERY (SULTANPUR LODHI)	ADMIN	15%	-	8,58,209.00	-	-	8,58,209.00	1,28,731.00	7,29,478.00
162	MODULAR WORK STATION	ADMIN	10%	-	-	11,81,178.00	-	11,81,178.00	59,059.00	11,22,119.00
163	OFFICE EQUIPMENT	ADMIN	15%	6,87,787.00	-	-	-	6,87,787.00	1,03,168.00	5,84,619.00
164	OFFICE EQUIPMENT	DRIC	15%	1,57,604.00	-	-	-	1,57,604.00	23,641.00	1,33,963.00
165	OFFICE EQUIPMENT	STUDENT AFFAIRS	15%	24,353.00	1,47,837.00	5,059.00	-	1,77,249.00	26,208.00	1,51,041.00
166	OFFICE EQUIPMENT	EXAM	15%	86,927.00	-	944.00	-	87,871.00	13,110.00	74,761.00
167	OFFICE EQUIPMENT (CSE DEPT)	TEACHING	15%	10,76,981.00	1,802.00	-	-	10,78,783.00	1,61,817.00	9,16,966.00
168	OFFICE EQUIPMENT(BOYS HOSTEL)	ADMIN	15%	3,69,485.00	-	-	-	3,69,485.00	55,423.00	3,14,062.00
169	OFFICE EQUIPMENT (ECE DEPT)	TEACHING	15%	58,580.00	43,247.00	33,683.00	-	1,35,510.00	17,800.00	1,17,710.00
170	OFFICE EQUIPMENT (CE DEPT)	TEACHING	15%	9,059.00	-	-	-	9,059.00	1,359.00	7,700.00
171	OFFICE EQUIPMENT (ELECTRICAL ENGG)	TEACHING	15%	1,48,209.00	-	-	-	1,48,209.00	22,231.00	1,25,978.00
172	OFFICE EQUIPMENT(GIRLS HOSTEL)	ADMIN	15%	1,46,024.00	-	-	-	1,46,024.00	21,904.00	1,24,120.00
173	OFFICE EQUIPMENT(FOOD SCIENCE)	ADMIN	15%	-	-	61,575.00	-	61,575.00	4,618.00	56,957.00
174	OFFICE EQUIPMENT (MAIN CAMPUS)	TEACHING	15%	2,45,339.00	1,416.00	-	-	2,46,755.00	37,013.00	2,09,742.00
175	OFFICE EQUIPMENT (MECHANICAL ENG)	TEACHING	15%	6,34,800.00	-	-	-	6,34,800.00	95,220.00	5,39,580.00
176	OFFICE EQUIPMENT (P&D)	DRIC	15%	57,886.00	-	-	-	57,886.00	8,683.00	49,203.00
177	OFFICE EQUIPMENT (PHYSICAL SCIENCE)	TEACHING	15%	37,382.00	-	-	-	37,382.00	5,607.00	31,775.00
178	OFFICE EQUIPMENT CAMP MOHALI	CONSTITUENT CAMPUS	15%	6,16,680.00	-	-	-	6,16,680.00	92,502.00	5,24,178.00
179	OFFICE EQUIPMENT DINANAGAR	CONSTITUENT CAMPUS	15%	24,65,666.00	-	-	-	24,65,666.00	3,69,850.00	20,95,816.00
180	OFFICE EQUIPMENT HOSHIARPUR	CONSTITUENT CAMPUS	15%	25,75,082.00	20,499.00	20,471.00	-	26,16,052.00	3,90,872.00	22,25,180.00
181	OFFICE EQUIPMENT KHUNIMAJRA	CONSTITUENT CAMPUS	15%	14,55,786.00	-	-	-	14,55,786.00	2,18,368.00	12,37,418.00
182	OFFICE EQUIPMENT CONSTITUENT CAMPUS	CONSTITUENT CAMPUS	15%	32,14,545.00	-	-	-	32,14,545.00	4,82,182.00	27,32,363.00
183	OFFICE EQUIPMENT CONSTITUENT CAMPUS	CONSTITUENT CAMPUS	15%	20,97,421.00	-	-	-	20,97,421.00	3,14,613.00	17,82,808.00
184	OFFICE EQUIPMENT CONSTITUENT CAMPUS	CONSTITUENT CAMPUS	15%	77,03,517.76	-	-	-	77,03,517.76	11,55,528.00	65,47,989.76
185	OFFICE EQUIPMENT CONSTITUENT CAMPUS	CONSTITUENT CAMPUS	15%	32,372.00	-	8,000.00	-	40,372.00	5,456.00	34,916.00
186	OFFICE EQUIPMENTS	ACADEMIC	15%	2,73,269.00	11,900.00	6,500.00	-	2,91,669.00	43,263.00	2,48,406.00
187	OFFICE EQUIPMENTS & ELECTRICAL EQ	ADMIN	15%	28,62,223.00	-	-	-	28,62,223.00	4,29,333.00	24,32,890.00
188	OFFICE EQUIPMENTS AMRITSAR	CONSTITUENT CAMPUS	15%	29,98,370.00	-	-	-	29,98,370.00	4,49,756.00	25,48,614.00
189	PANEL DISPLAY WITH STAND	ADMIN	15%	-	-	5,21,500.00	-	5,21,500.00	39,113.00	4,82,387.00
190	PHOTOSTATE	ADMIN	15%	2,49,911.00	-	-	-	2,49,911.00	37,487.00	2,12,424.00
192	PRESENTER	ADMIN	40%	685.00	-	-	-	685.00	274.00	411.00
193	PRINTER	STUDENT AFFAIRS	40%	4,595.00	-	-	-	4,595.00	1,838.00	2,757.00
194	PRINTER, SCANNER	ADMIN	40%	9,15,950.00	1,78,973.00	1,45,923.00	-	12,40,846.00	4,67,154.00	7,73,692.00
195	PRINTERS	EXAM	40%	53,918.00	-	-	-	53,918.00	21,567.00	32,351.00

196	PRINTERS (P&D)	DRIC	40%	33,433.00	-	-	-	33,433.00	13,373.00	20,060.00
197	PROJECTOR	ADMIN	40%	92,617.00	-	-	-	92,617.00	37,047.00	55,570.00
198	PTU CAMPUS-KAPURTHALA ROAD	CIVIL	0%	68,39,49,333.00	10,56,87,972.00	21,90,69,938.00	4,71,52,000.00	96,12,13,553.00	-	96,12,13,553.00
199	PUFFER BHATHI	ADMIN	10%	-	-	11,210.00	-	11,210.00	561.00	10,649.00
200	RACKS	ADMIN	10%	6,46,730.00	-	56,600.00	-	7,03,330.00	67,503.00	6,35,827.00
201	REFRIGERATION CONSTITUENT CAMPUS	CONSTITUENT CAMPUS	15%	2,569.39	-	-	-	2,569.39	385.00	2,184.39
202	REFRIGERATOR	ADMIN	15%	17,081.00	75,776.00	2,35,400.00	-	3,28,257.00	31,584.00	2,96,673.00
203	ROOM HEATER	STUDENT AFFAIRS	15%	3,929.00	-	-	-	3,929.00	589.00	3,340.00
204	RESERVE HDU(screen)	ADMIN	15%	-	-	17,760.00	-	17,760.00	1,332.00	16,428.00
205	SCANNER	ADMIN	40%	96,516.00	50,390.00	25,580.00	-	1,72,486.00	63,878.00	1,08,608.00
206	SOFA	ADMIN	10%	11,397.00	1,16,000.00	8,65,278.00	-	9,92,675.00	56,004.00	9,36,671.00
207	SALAMANDER	ADMIN	10%	-	-	8,500.00	-	8,500.00	425.00	8,075.00
208	SOFTWARE DEVELOPMENT	ADMIN	40%	21,45,934.00	3,540.00	-	-	21,49,474.00	8,59,790.00	12,89,684.00
209	SOFTWARE DEVELOPMENT(MECH ENG)	ADMIN	40%	-	-	18,76,200.00	-	18,76,200.00	3,75,240.00	15,00,960.00
210	SOFTWARE DEVELOPMENT(CSE)	ADMIN	40%	-	-	50,59,907.00	-	50,59,907.00	10,11,981.00	40,47,926.00
211	SOFTWARE DEVELOPMENT	DRIC	40%	5,832.00	3,540.00	6,85,366.00	-	6,94,738.00	1,40,822.00	5,53,916.00
212	SOFTWARE(MAIN CAMPUS)	ADMIN	40%	-	11,39,99,328.00	-	-	11,39,99,328.00	4,55,99,731.00	6,83,99,597.00
213	SOFTWARE (SULTANPUR LODHI)	ADMIN	40%	-	5,53,72,533.00	-	-	5,53,72,533.00	2,21,49,013.00	3,32,23,520.00
214	SOUND SYSTEM	ADMIN	15%	11,691.00	-	-	-	11,691.00	1,754.00	9,937.00
215	SPEAKER PHONE	ADMIN	15%	53,414.00	-	17,938.00	-	71,352.00	9,357.00	61,995.00
216	STEEL RACK	ADMIN	10%	-	92,200.00	-	-	92,200.00	9,220.00	82,980.00
217	STOOL	ADMIN	10%	-	-	23,160.00	-	23,160.00	1,158.00	22,002.00
218	SUBMERCIBLE PUMP	ADMIN	15%	47,365.00	-	14,000.00	-	61,365.00	8,155.00	53,210.00
219	SWITCH, HUB, ROUTER (P&D)	DRIC	15%	1,590.00	-	-	-	1,590.00	239.00	1,351.00
220	TABLE	ADMIN	10%	1,97,888.00	5,00,446.00	26,15,112.00	-	33,13,446.00	2,00,589.00	31,12,857.00
221	TANDOOR (S.S BODY)	ADMIN	10%	-	-	18,500.00	-	18,500.00	925.00	17,575.00
222	TELEPHONE SET	STUDENT AFFAIRS	15%	1,357.00	-	-	-	1,357.00	204.00	1,153.00
223	TRACTOR	ADMIN	15%	2,20,028.00	-	-	-	2,20,028.00	33,004.00	1,87,024.00
224	TRACTOR EQUIPMENT	ADMIN	15%	48,841.00	-	-	-	48,841.00	7,326.00	41,515.00
225	TROLLY	ADMIN	10%	-	-	42,400.00	-	42,400.00	2,120.00	40,280.00
226	TOUCH SCREEN	ADMIN	15%	-	2,18,000.00	-	-	2,18,000.00	32,700.00	1,85,300.00
227	TUBEWELL (AMRITSAR)	CONSTITUENT CAMPUS	15%	8,76,684.00	-	-	-	8,76,684.00	1,31,503.00	7,45,181.00
228	TV SONY LED	ADMIN	15%	1,70,376.00	-	-	-	1,70,376.00	25,556.00	1,44,820.00
229	UPS	ADMIN	40%	1,50,851.00	28,533.00	30,941.00	-	2,10,325.00	77,942.00	1,32,383.00
230	UPS (P&D)	DRIC	40%	793.00	-	-	-	793.00	317.00	476.00
231	VEHICLES	ADMIN	15%	60,30,920.33	-	30,51,465.00	-	90,82,385.33	11,33,498.00	79,48,887.33
232	VERTICAL SIGNAGE DISPLAY	ADMIN	15%	-	1,59,000.00	-	-	1,59,000.00	23,850.00	1,35,150.00
233	VERTICAL SIGNAGE NOTICE BOARD	ADMIN	10%	-	4,73,700.00	-	-	4,73,700.00	47,370.00	4,26,330.00
234	VERTICAL BLINDS (FURNITURE)	ADMIN	10%	39,577.00	-	-	-	39,577.00	3,958.00	35,619.00
235	WATER COOLER	ADMIN	15%	27,924.00	-	52,510.00	-	80,434.00	8,127.00	72,307.00
236	WIFI ROUTER	ADMIN	15%	-	89,353.00	-	-	89,353.00	13,403.00	75,950.00
237	WALKIE TALKIE SETS	ADMIN	15%	-	-	99,491.00	-	99,491.00	7,462.00	92,029.00
238	WEIGHING SCALE	ADMIN	10%	-	-	5,600.00	-	5,600.00	280.00	5,320.00
239	WOODEN BOOK STAND	ADMIN	10%	-	78,840.00	-	-	78,840.00	7,884.00	70,956.00
240	WORKSTATION COMPLETE SET	ADMIN	10%	-	-	1,41,500.00	-	1,41,500.00	7,075.00	1,34,425.00
241	WIRELESS EAR HEADPHONE	ADMIN	15%	-	21,480.00	-	-	21,480.00	3,222.00	18,258.00
242	WIRELESS RF MEDIA	ADMIN	40%	47,200.00	-	-	-	47,200.00	18,880.00	28,320.00
	TOTAL			2,30,85,04,143.30	29,43,40,129.00	47,39,36,088.42	4,76,23,622.00	3,02,88,15,048.72	22,04,83,723.00	3,02,88,15,048.72

294340129

473936088.4

54,948.00

76,83,31,165.42

4,71,52,000.00

72,11,79,165.42

I.K.G PUNJAB TECHNICAL UNIVERSITY (DEP)

SCHEDULE OF FIXED ASSETS FOR THE YEAR ENDED 31ST MARCH 2020

Sr. No.	NAME OF ASSET	RATE	OP. BAL.	ADDITIONS		DISCARDED/ ADJUSTED	BALANCE	DEPRECIATION	CLOSING W.D.V.
				<180 DAYS	>180 DAYS				
1	CAR	15%	21995	37705	9293	0	68993	9652	59341
2	COMPUTERS	40%	6542	0	0	0	6542	2617	3925
3	FURNITURE & FIXTURES	10%	1181741	0	0	0	1181741	118174	1063567
4	OFFICE EQUIPMENTS & ELECTRIC EQUIPMENTS	15%	730716	7950	0	0	738666	110800	627866
TOTAL			1940994	45655	9293	0	1995942	241243	1754699

Handwritten signature/initials in blue ink.

Handwritten mark in blue ink.

54948

C (5)

Schedule -10				
I.K.G. PUNJAB TECHNICAL UNIVERSITY, JALANDHAR				
		Amt. In Lacs.		
B REVENUE EXPENDITURE				
Directorate of Distance Education Program				
Sr. No.	Head	Budget Estimate 2015-16	Revised Budget 2015-16	Budget Estimate 2016-17
1	Share of admission fees to RC/LC/Study centre/Provisions etc.	1610	450	5725
2	Course Material/Digital Content/VLMS	500	150	295
3	T.A/DA (staff)	5	10	10
4	Vehicle Running/Hiring & Maintenance etc	5	5	5
5	Advertisement & Pub. Etc/Brand Building etc.	100	20	150
6	Meeting & Hosp. Exp. Etc.	50	12	10
7	Printing & Stat. Etc.	10	6	10
8	Office Exp. Etc.	10	10	10
9	Repair & Maintenance etc.	5	5	5
10	Legal exp. Etc	100	45	50
11	Restructuring of Distance Education Program/COD	100	650	20
12	Software Development charges	20	5	20
13	ICT & Digital connectivity exp. Etc	50	5	20
14	Seminar/Staff Training	25	25	10
15	International conference & tie-up	10	5	10
16	Help Desk (24x7)	10	5	10
17	Duties & Taxes (service tax etc.)	300	180	2000
18	Misc. (unforeseen)	0	0	10
	Total	2910	1568	8370

B. R. D. R.
S. H. R. R.

C 4

Schedule -5				
I.K.G. PUNJAB TECHNICAL UNIVERSITY, JALANDHAR				
				Amt. In Lacs
A	REVENUE INCOME			
	Directorate of Distance Education Program			
Sr. No.	Head	Budget Estimate 2016-17	Revised Budget 2016-17	Budget Estimate 2017-2018
1	Tution & examination fees etc.	3000	200	1000
2	Late & Misc fees etc.	30	15	20
	Total (A)	3030	215	1020
B	REVENUE EXPENDITURE			
1	Share of admission fees to RC/LC/Study centre/Provisions etc.*	1500	400	650
2	Course Material/Digital Content/LMS	295	50	150
3	TA/DA (staff)	10	5	10
4	Vehical Running/Hiring & Maintenance etc	5	5	5
5	Advertisement & Pub. Etc/Brand Building etc.	50	50	0
6	Meeting & Hosp. Exp. Etc.	10	10	15
7	Printing & Stat. Etc.	10	10	0
8	Office Exp. Etc.	10	10	0
9	Repair & Maintenance etc	5	5	5
10	Legal exp. Etc	50	20	20
11	Restructuring of Distance Education Program/COD	20	0	0
12	Software Development charges	20	5	15
13	ICT & Digital connectivity exp. Etc	20	5	15
14	Saminar /Staff Training	10	5	15
15	International conference & tie-up	10	5	10
16	Help Desk (24x7)	10	5	10
17	Duties & Taxes (service tax etc.) #	20	0	0
18	Misc. (unforeseen)	10	5	10
	Total (B)	2065	595	930

[Handwritten signatures and initials]

Schedule -5

I.K.G. PUNJAB TECHNICAL UNIVERSITY, JALANDHAR

Amt. In Lacs

A REVENUE INCOME

Directorate of Distance Education Program

Sr. No.	Head	Budget Estimate 2017-2018	Actual Income/ Expenditure upto 31-12-2017	Revised Budget 2017-18	Budget Estimate 2018-2019
1	Tution & examination fees etc.	1000	50	200	500
2	Late & Misc fees etc.	20	6	20	20
Total (A)		1020	56	220	520
B REVENUE EXPENDITURE					
1	Share of admission fees to New LSC's/SC's	650	0	90	250
2	Course Material/Digital Content/LMS	150	73	100	100
3	TA/DA (staff)	10	1	5	5
4	Venical Running/Hiring & Maintenance etc.	5	1	5	5
5	Meeting & Hosp. Exp. Etc.	15	0	5	10
6	Repair & Maintenance etc	5	1	5	10
7	Legal exp. Etc	20	8	15	0
8	Software Development charges	15	0	5	0
9	ICT & Digital connectivity exp. Etc	15	0	5	10
10	Saminar /Staff Training	15	0	5	0
11	International conference & tie-up	10	0	5	0
12	Help Desk (24x7)	10	0	5	0
13	Misc. (unforeseen)	10	0	5	0
Total (B)		930	84	255	390

I.K.GUJRAL PUNJAB TECHNICAL UNIVERSITY, JALANDHAR				
		(Amount in Lacs)		
Directorate of Distance Education Program Schedule- 5				
Sr. No.	PARTICULARS	Budget Estimate 2018-19	Revised Budget 2018-19	Budget Estimate 2019-20
A	REVENUE INCOME			
1	Tution & examination fees etc.	500	130	450
2	Late & Misc fees etc.	20	20	50
	Total (A)	520	150	500
B	REVENUE EXPENDITURE			
1	Share of admission fees to RCs/LC/Study centre/Provisions etc *	250	18	35
2	Course Material/Digital Content/LMS	100	63	150
3	TA/DA (staff)	5	3	5
4	Meeting & Hosp. Exp. Etc.	10	4	5
5	Printing & Stat. Etc. / Office Exps	0	6	10
6	Software Development charges	0	1	25
7	ICT & Digital connectivity exp. Etc	10	1	25
8	Saminar /Staff Training	0	1	15
9	International conference & tie-up	0	1	10
10	Help Desk (24x7)	0	1	15
11	Misc. (unforeseen)	0	1	5
	Total (B)	375	100	300





①

I.K.GUJRAL PUNJAB TECHNICAL UNIVERSITY, JALANDHAR				
Schedule- 5				
Directorate of Distance Education Program				
Sr. No.	PARTICULARS	Budget Estimate 2019-20	Actuals Up to 27.02.2020	Amt. In Lakh Revised Budget 2019-20
A	REVENUE INCOME			
1	Tution & examination fees etc.	450	12.33	18
2	Late & Misc fees etc.	50	0	2
3	Reappear	0	0	0
4	Issuance of Bonafide Certificate, Attested Syllabus etc.	0	0	0
	Total (A)	500	12.33	20
	REVENUE EXPENDITURE			
1	Share of admission fees to RCs/LC/Study centre/Provisions	35	0	5
2	Printing of Course Material/Digital Content/LMS	150	7.11	15
3	Guest/ Adjunct Faculty Honorarium	0	48.29	60
4	TA/DA (staff)	5	1.54	3
5	Meeting & Hosp. Exp. Etc.	5	1.63	3
6	Vehicle Running/Hiring & Maintenance etc.	0	0	0
7	Advertisement & Publicity etc/ Brand Building etc	0	0.07	1
8	Printing & Stationery Etc.	10	2.97	5
9	Office Exp. Etc.	0	0	0
10	Repair & Maintenance etc.	0	0.31	1
11	Legal exp.	0	7.24	10
12	Software Development charges	25	0	2
13	ICT & Digital connectivity Exp.	25	0	3
14	Seminar /Staff Training	15	0	1
15	International conference & Tie-ups	10	0	1
16	Help Desk (24x7)	15	0	2
17	Duties & Taxes (Service tax etc.)	0	0	0
18	Misc. (unforeseen)	5	0.1	3
	Total (B)	300	69.26	115