

2.1.2.1: Number of actual students admitted from the reserved categories year wise during the last five years

Table 3

Year	Number of seats earmarked for reserved category as per GOI or State Government rule				Number of students admitted from the reserved category				
	SC/ST	OBC	Gen	Others	SC	ST	OBC	Gen	Others
2016-2017	6	1	14	4	0	0	0	3	0
2017-2018	6	1	14	4	1	1	3	17	0
2018-2019	13	3	30	7	6	0	2	20	0
2019-2020	14	3	33	8	4	0	4	29	0
2020-2021	13	3	30	7	6	0	3	18	0

No. of PhD Students Admitted
1
2
2
0
0

PhD Reservation Policy may be procured from R&D

* In case of Minority Institutions, the column Others may be used and the status of reservation for minorities specified along with supporting documents.

2.1.2.1: Number of actual students admitted from the reserved categories (year-wise during last five years)

Table 4

Year	2016-2017	2017-2018	2018-2019	2019-2020	2020-2021
Number of students admitted in SC category	0	1	6	4	6
Number of students admitted in ST category	0	1	0	0	0
Number of students admitted in OBC category	0	3	2	4	3
Number of students admitted in General category	3	17	20	29	18
Number of students admitted in Other category	0	0	0	0	0

Note: Please fill the above data on the basis of data filled in Table 3.


Table 5

Year	2016-2017	2017-2018	2018-2019	2019-2020	2020-2021
Number of seats earmarked for SC/ST Category	6	6	13	14	13

Head
 Deptt. of Food Science & Technology
 I.K. Gujral Punjab Technical University
 KAPURTHALA

17/12/21

Number of students admitted in SC category	0	1	6	4	6
Percentage per year	0%	16.70%	46.10%	28.60%	46.10%
Average Percentage	28%				
Number of seats earmarked for ST/SC category	6	6	13	14	13
Number of students admitted in ST category	0	1	0	0	0
Percentage per year	0%	16.70%	0%	0%	0%
Average Percentage	3%				
Number of seats earmarked for OBC category	1	1	3	3	3
Number of students admitted in OBC category	0	3	2	4	3
Percentage per year	0%	300%	66.70%	133%	100%
Average Percentage	600%				
Number of seats earmarked for General category	14	14	30	33	30
Number of students admitted in General category	3	17	20	29	18
Percentage per year	21.40%	121%	66.70%	87.87%	60%
Average Percentage	356.97%				
Number of seats earmarked for Other category	4	4	7	8	7
Number of students admitted in Other category	0	0	0	0	0


 Head
 Deptt. of Food Science & Technology
 I.K. Gujral Punjab Technical University
 KAPURTHALA
 14/12/21

Percentage per year	0%	0%	0%	0%	0%
Average Percentage	0%				


Note: Please fill the above data on the basis of data filled in Table 3.

Formula:

$$\text{Percentage per year} = \frac{\text{Actual number of students admitted from the reserved category} \times 100}{\text{Number of seats earmarked for reserved category as per GOI or State Government Rules}}$$

$$\text{Average Percentage} = \frac{\sum \text{Percentage per year}}{5}$$

Dr. Rajneesh Sachdev
Head, Food Sci. & Tech.



I.K. Gujral Punjab Technical University
 Main Campus, Kapurthala
 Department of Food Science & Technology

Name of the M. Tech. Courses	Sanctioned Intake	Mgt. Quota	Counselling Quota	85% quota	1	2	3	4	5	6	7	8	9	10	11	12	13	Diff	15% Category	1	2	3	
					SC	BC	BR	BA	SP	FF	DP	DF	PM	RT	SGC	TS	Gen			Gen	SC / ST	BC	
					25%	5%	2%	2%	2%	1%	3%	2%	2%	2%	1%	1%	52%			70%	25%	5%	
M.Sc. Food Technology	25		25	22	6	1		1		1	1							12	0	3	2	1	

Dr. Rajneesh Sachdev
 Head of Department
 Food Science & Technology

Head
 Deptt. of Food Science & Technology
 I.K. Gujral Punjab Technical University
 KAPURTHALA

[Handwritten Signature]
 01/02/22

List of M. Tech. under I.K. Gujral Punjab Technical University, Jalandhar for Session 2018-19

Sr. No.	1	2	3	4	5	6	7	8
Name of the College/Institute	IKGPTU, Main Campus	IKGPTU, Main Campus	IKGPTU, Main Campus	IKGPTU, Main Campus	IKGPTU, Main Campus	IKGPTU, Main Campus	IKGPTU, Main Campus	IKGPTU, Sultanpur Lodhi
Name of the M. Tech. Courses	Civil Engineering (Structural Engg)	Computer Science & Engineering	Electrical Engineering (Power System)	Electronics & Communication Engineering (Wireless Communication engg)	Mechanical Engineering	Food Technology	MBA	MCA
Final Intake 2018-19	20	25	25	25	25	18	60	30
Management Quota	0	0	0	0	0	0	0	0
Couns %age	100%	100%	100%	100%	100%	100%	100%	100%
Couns Seats	20	25	25	25	25	18	60	30
85% Quota	17	21	22	21	21	15	51	26
SC/ST 25%	4	5	6	5	5	4	13	6
BC 5%	1	1	1	1	1	1	2	1
BR 2%		1		1			1	1
BA 2%	1		1		1		1	1
SP 2%			1	1			1	1
FF 1%					1		1	
DP-B 1%			1				1	
DP-DD 1%				1				1
DP-O 1%	1					1		
DF 2%		1			1		1	1
PM 2%					1	1	1	
RT 2%	1	1			1			1
TS 1%		1					1	
SGC 1%					1		1	
Gen 52%	9	11	12	11	10	8	27	13
Total 85% Seats	17	21	22	21	21	15	51	26
Diff	0	0	0	0	0	0	0	0
15% Quota	3	4	3	4	4	3	9	4
Gen 70%	2	3	2	3	2	2	6	3
SC/ST 25%	1	1	1	1	1	1	2	1
BC 5%					1		1	
Total 85% Seats	3	4	3	4	4	3		4
Diff	0	0	0	0	0	0		0

Head
 Deptt. of Food Science & Technology
 I.K. Gujral Punjab Technical University
 KAPURTHALA

Seat Matrix DFST

2018-19.

M.Sc. FT & M.Sc. CR

UGC Courses	Sr. No.	1	2	3	4	5	6	7	8
	Name of The College	IKGPTU, Main Campus, KPT	IKGPTU, Main Campus, KPT	IKGPTU, Main Campus, KPT	IKGPTU, Main Campus, KPT	IKGPTU, Main Campus, KPT	IKGPTU, Main Campus, KPT	IKGPTU, Main Campus, KPT	IKGPTU, Main Campus, KPT
	UGC	M.Sc Food Technology	M.Sc Chemistry	M.Sc Physics	M.Sc Mathematics	M.A JMC	Bachlore of Degsine	M.Sc Clinical Research	M.Phile JMC
	Intake 2018-19	25	25	25	25	25	60	10	10
	Couns %age	100%	100%	100%	100%	100%	100%	100%	100%
	Couns Seats	25	25	25	25	25	60	10	10
	85% Quota	21	21	21	21	21	51	9	9
SC/ST	25%	5	6	5	5	5	13	2	2
BC	5%	1	1	1	1	1	2		1
BR	2%	1		1			1		
BA	2%		1		1		1	1	
SP	2%		1	1			1		
FF	1%				1		1		
DP-B	1%		1						
DP-DD	1%			1			1		
DP-O	1%						1		
DF	2%	1			1		1	1	
PM	2%				1		1		1
RT	2%	1			1		1		
TS	1%	1							
SGC	1%			1			1		
Gen	52%	11	11	11	10	11	26	5	5
	Total 85% Seats	21	21	21	21	17	51	9	9
	Diff	0	0	0	0	4	0	0	0
	15% Quota	4	4	4	4	4	9	1	1
Gen	70%	3	3	3	2	3	6	1	1
SC/ST	25%	1	1	1	1	1	2		
BC	5%				1		1		
	Total 85% Seats	4	4	4	4	4	9	1	1
	Diff	0	0	0	0	0	0	0	0

(Signature)
Head

01/02/22
Deptt. of Food Science & Technology
I.K. Gujral Punjab Technical University
KAPURTHALA

I.K. Gujral Punjab Technical University, Kapurthala
Main Campus
Department of Food Science & Technology

ਸਮੇਂ ਦਿੱਤਾ - ੬
M.Tech 2019-20 DF

Name of Course	Final Intake 2019-20	Couns %age	Couns Seats	85% Quota						15% Quota			
				SC/ST	BC	DP-O	DF	Gen	Total	SC/ST	BC	Gen	Total
				25%	5%	1%	2%	52%		25%	5%	70%	
M.Tech (Food Technology)	18	100%	18	4	1	1	1	8	15	1	0	2	3

3/20
01/2/22

3/20
29/05/19

Head
Deptt. of Food Science & Technology
I.K. Gujral Punjab Technical University
KAPURTHALA
29/5/19

UGC Courses	Sr. No.	1	2	3	4	5
Type						
Name of the Department	Department of Food Science & Technology, IKGPTU, Main Campus, KPT	Department of Chemical Sciences, IKGPTU, Main Campus,	Department of Physical Sciences, IKGPTU, Main Campus, KPT	Department of Mathematics, IKGPTU, Main Campus, KPT	Department of Food Science & Technology, IKGPTU, Main Campus, KPT	
UGC	M.Sc Food Technology	M.Sc Chemistry	M.Sc Physics	M.Sc Mathematics	M.Sc Clinical Research	
Intake 2019-20	25	25	25	25	10	
Couns %age	100%	100%	100%	100%	100%	
Couns Seats	25	25	25	25	10	
85% Quota	21	21	21	21	9	
SC/ST	25%	5	6	5	5	2
BC	5%	1	1	1	1	
BR	2%	1				
BA	2%		1			
SP	2%		1			
FF	1%		1	1		1
DP-B	1%				1	
DP-DD	1%		1			
DP-O	1%			1		
DF	2%	1				
PM	2%				1	1
RT	2%	1			1	
TS	1%	1			1	
SGC	1%					
Gen	52%	11	11	11	10	5
Total 85% Seats	21	21	21	21	21	9
Diff	0	0	0	0	0	0
15% Quota	4	4	4	4	4	1
Gen	70%	3	3	3	2	1
SC/ST	25%	1	1	1	1	
BC	5%					
Total 85% Seats	4	4	4	4	4	1
Diff	0	0	0	0	0	0

[Handwritten Signature]
01/02/20

[Handwritten Signature]
Head
Deptt. of Food Science & Technology
IKGPTU, Main Campus, KPT
KAPURTHALA
14/05/19

East Master M.Sc FT

M.Sc.C.R

2020

DFST


UGC Courses	Sr. No.	1	2	3	4	7
	Name of The College	IKGPTU, Main Campus, KPT	IKGPTU, Main Campus, KPT	IKGPTU, Main Campus, KPT	IKGPTU, Main Campus, KPT	IKGPTU, Main Campus, KPT
	UGC	M.Sc Food Technology	M.Sc Chemistry	M.Sc Physics	M.Sc Mathematics	M.Sc Clinical Research
	Intake 2020-21	25	25	25	25	10
	Couns %age	100%	100%	100%	100%	100%
	Couns Seats	25	25	25	25	10
	85% Quota	21	21	21	21	9
SC/ST	25%	5	6	5	5	2
BC	5%	1	1	1	1	
BR	2%	1		1		
BA	2%		1		1	1
SP	2%		1	1		
FF	1%				1	
DP-B	1%		1			
DP-DD	1%			1		
DP-O	1%					
DF	2%	1			1	1
PM	2%				1	
RT	2%	1			1	
TS	1%	1				
SGC	1%			1		
Gen	52%	11	11	11	10	5
	Total 85% Seats	21	21	21	21	9
	Diff	0	0	0	0	0
	15% Quota	4	4	4	4	1
Gen	70%	3	3	3	2	1
SC/ST	25%	1	1	1	1	
BC	5%				1	
	Total 85% Seats	4	4	4	4	1
	Diff	0	0	0	0	0

[Signature]
01/02/22

Head
Deptt. of Food Science & Technology
I.K. Gujral Punjab Technical University
KAPURTHALA

I.K. Gujral Punjab Technical University
Main Campus, Kapurthala
Department of Food Science & Technology

SNo.	StreamName	InstituteName	ProgramName	OP- HS	SCS T-HS	BC- HS	TS	FF	BA	BOA	SP	DP	TR	SGC	WPP	HCB	HDD	HCO	OP- OS	SCS T-OS	BC- OS	Total
1	M.Tech	I.K. Gujral Punjab Technical University Campus, Amritsar	Computer Science & Engineering	8	4	1	0	1	1	0	0	0	0	0	0	0	0	0	2	1	0	18
2	M.Tech	I.K. Gujral Punjab Technical University Campus, Mohali - I	Computer Science & Engineering	7	4	0	0	1	0	1	0	0	0	0	1	0	0	1	2	1	0	18
3	M.Tech	I.K. Gujral Punjab Technical University, Main Campus, Kapurthala	Civil Engineering (Structural)	7	3	1	0	0	0	0	1	0	1	0	1	0	0	1	2	0	1	18
4	M.Tech	I.K. Gujral Punjab Technical University, Main Campus, Kapurthala	Computer Science & Engineering	8	3	1	0	0	1	0	1	1	0	0	0	0	0	0	2	1	0	18
5	M.Tech	I.K. Gujral Punjab Technical University, Main Campus, Kapurthala	Electrical Engineering - Power System	8	4	1	1	0	0	0	0	1	1	0	0	0	0	0	2	0	0	18
6	M.Tech	I.K. Gujral Punjab Technical University, Main Campus, Kapurthala	Electronics and Communication Engineering (Wireless Communication)	8	4	1	0	1	0	0	0	0	0	0	0	0	0	1	2	0	1	18
7	M.Tech	I.K. Gujral Punjab Technical University, Main Campus, Kapurthala	Food Technology	8	4	0	0	0	1	0	0	0	0	1	0	0	0	1	2	1	0	18
8	M.Tech	I.K. Gujral Punjab Technical University, Main Campus, Kapurthala	Mechanical Engineering	7	4	1	0	0	1	0	0	0	0	0	1	0	0	1	2	1	0	18


 Head
 Deptt. of Food Science & Technology
 I.K. Gujral Punjab Technical University
 KAPURTHALA