

2.1.2 Average percentage of seats filled against seats reserved for various categories (SC, ST, OBC, Divyangjan, etc.) as per applicable reservation policy during the last five years.(Excluding Supernumerary Seats) (2)

2.1.2.1: Number of actual students admitted from the reserved categories year wise during the last five years

Table 3

Year	Number of seats earmarked for reserved category as per GOI or State Government rule					Number of students admitted from the reserved category				
	SC	ST	OBC	Gen	Others	SC	ST	OBC	Gen	Others
2016-2017	17	NIL	4	40	11	2	NIL	NIL	18	NIL
2017-2018	17	NIL	4	40	11	1	NIL	NIL	22	NIL
2018-2019	30	NIL	8	70	16	1	NIL	NIL	20	NIL
2019-2020	34	NIL	9	77	24	0	NIL	NIL	45	NIL
2020-2021	25	NIL	5	57	18	5	NIL	NIL	61	NIL

***Ph.D not included in reserved category**

* In case of Minority Institutions, the column Others may be used and the status of reservation for minorities specified along with supporting documents.

2.1.2.1: Number of actual students admitted from the reserved categories (year-wise during last five years)

Table 4

Year	2016-2017	2017-2018	2018-2019	2019-2020	2020-2021
Number of students admitted in SC category	2	1	1	0	5
Number of students admitted in ST category	NA	NA	NA	NA	NA
Number of students admitted in OBC category	NIL	NIL	NIL	NIL	NIL
Number of students admitted in General category	18	22	20	45	61
Number of students admitted in Other category	NIL	NIL	NIL	NIL	NIL

16

Head
 Department of Electronics & Communication Engineering
 IK Gujral Punjab Technical University
 Main Campus, Kapurthala (Punjab)-144603

Note: Please fill the above data on the basis of data filled in Table 3.

Table 5					
Year	2016-2017	2017-2018	2018-2019	2019-2020	2020-2021
Number of seats earmarked for SC category	17	17	30	34	25
Number of students admitted in SC category	2	1	1	0	5
Percentage per year	11.7	5.88	3.33	0	20
Average Percentage	8.182				
Number of seats earmarked for ST category	NA	NA	NA	NA	NA
Number of students admitted in ST category	NA	NA	NA	NA	NA
Percentage per year	NA	NA	NA	NA	NA
Average Percentage	NA				
Number of seats earmarked for OBC category	4	4	8	9	5
Number of students admitted in OBC category	NIL	NIL	NIL	NIL	NIL
Percentage per year	0	0	0	0	0
Average Percentage	0				
Number of seats earmarked for General category	40	40	70	77	57
Number of students admitted in General category	18	22	20	45	61

Head

Department of Electronics & Communication Engineering
 IK Gujral Punjab Technical University
 Main Campus, Kapurthala (Punjab)-144603


Percentage per year	45	55	28.5	58.44	107
Average Percentage	58.788				
Number of seats earmarked for Other category					
Number of students admitted in Other category	NIL	NIL	NIL	NIL	NIL
Percentage per year	NIL	NIL	NIL	NIL	NIL
Average Percentage	NIL				
Note: Please fill the above data on the basis of data filled in Table 3.					

*Ph.D not included in seat matrix

Formula:

Percentage per year = $\frac{\text{Actual number of students admitted from the reserved category} \times 100}{\text{Number of seats earmarked for reserved category as per GOI or State Government Rules}}$


Average Percentage = $\frac{\sum \text{Percentage per year}}{5}$


 Head
 Department of Electronics & Communication Engineering
 IK Gujral Punjab Technical University
 Main Campus, Kapurthala (Punjab)-144603




Seat Matrix of IKGPTU Campuses for B.Tech. 1st Year Course for the Session 2016-17

Institute Name	course name	Category	Seat Type	Total Seats
I.K.Gujral Punjab Technical University, Main Campus, Kapurthala	Electronics & Communication Engineering	Backward Classes	85% (Punjab Quota)	2
I.K.Gujral Punjab Technical University, Main Campus, Kapurthala	Electronics & Communication Engineering	Border Areas	85% (Punjab Quota)	1
I.K.Gujral Punjab Technical University, Main Campus, Kapurthala	Electronics & Communication Engineering	Children/Widows of Defense Personnel/ex-servicemen etc.	85% (Punjab Quota)	1
I.K.Gujral Punjab Technical University, Main Campus, Kapurthala	Electronics & Communication Engineering	General	15% (Other State Quota)	5
I.K.Gujral Punjab Technical University, Main Campus, Kapurthala	Electronics & Communication Engineering	General	85% (Punjab Quota)	20
I.K.Gujral Punjab Technical University, Main Campus, Kapurthala	Electronics & Communication Engineering	Handicapped Blind	85% (Punjab Quota)	1
I.K.Gujral Punjab Technical University, Main Campus, Kapurthala	Electronics & Communication Engineering	Children /Widows of police/Para military forces/Punjab Police; PAP and Punjab Home Guards	85% (Punjab Quota)	1
I.K.Gujral Punjab Technical University, Main Campus, Kapurthala	Electronics & Communication Engineering	Riot affected/Terrorist Affected families	85% (Punjab Quota)	1
I.K.Gujral Punjab Technical University, Main Campus, Kapurthala	Electronics & Communication Engineering	Schedule Castes / Scheduled Tribes	15% (Other State Quota)	2
I.K.Gujral Punjab Technical University, Main Campus, Kapurthala	Electronics & Communication Engineering	Schedule Castes / Scheduled Tribes	85% (Punjab Quota)	9
I.K.Gujral Punjab Technical University, Main Campus, Kapurthala	Electronics & Communication Engineering	Sports Persons	85% (Punjab Quota)	1
I.K.Gujral Punjab Technical University, Main Campus, Kapurthala	Electronics & Communication Engineering	T-Sunami Victims/Cancer/AIDS/Thalassaemia	85% (Punjab Quota)	1
I.K.Gujral Punjab Technical University, Main Campus, Kapurthala	Electronics & Communication Engineering - Fee Waiver	General	85% (Punjab Quota)	2



 Head
 Department of Electronics & Communication Engineering
 IK Gujral Punjab Technical University
 Main Campus, Kapurthala (Punjab)-144603

Seat Matrix of IKGPTU Campus for M.Tech course for session 2016-2017																							
Name of the College / Institute	Name of the M. Tech. Courses	Sanctioned Intake	Mgt. Quota	Counselling Quota	85% quota	1	2	3	4	5	6	7	8	9	10	11	12	13	Diff	15% Category	1	2	3
						SC	BC	BR	BA	SP	FF	DP	DF	PM	RT	SGC	TS	Gen			Gen	SC / ST	BC
						25%	5%	2%	2%	2%	1%	3%	2%	2%	2%	1%	1%	52%			70%	25%	5%
IKGPTU, Main Campus, Kapurthala	M. Tech. ECE (Wireless Communication Engg)	25		25	21	5	1	1		1		1			1			11	0	4	2	1	1



 Head
 Department of Electronics & Communication Engineering
 IK Gujral Punjab Technical University
 Main Campus, Kapurthala (Punjab)-144601

Seat Matrix of IKGPTU Campuses for B.Tech. 1st Year Course for the Session 2017-18


Institute Name	course name	Category	Seat Type	Total Seats
I.K.Gujral Punjab Technical University, Main Campus, Kapurthala	Electronics & Communication Engineering	Backward Classes	85% (Punjab Quota)	2
I.K.Gujral Punjab Technical University, Main Campus, Kapurthala	Electronics & Communication Engineering	Border Areas	85% (Punjab Quota)	1
I.K.Gujral Punjab Technical University, Main Campus, Kapurthala	Electronics & Communication Engineering	Children/Widows of Defense Personnel/ex-servicemen etc.	85% (Punjab Quota)	1
I.K.Gujral Punjab Technical University, Main Campus, Kapurthala	Electronics & Communication Engineering	General	15% (Other State Quota)	5
I.K.Gujral Punjab Technical University, Main Campus, Kapurthala	Electronics & Communication Engineering	General	85% (Punjab Quota)	20
I.K.Gujral Punjab Technical University, Main Campus, Kapurthala	Electronics & Communication Engineering	Handicapped Blind	85% (Punjab Quota)	1
I.K.Gujral Punjab Technical University, Main Campus, Kapurthala	Electronics & Communication Engineering	Children /Widows of police/Para military forces/Punjab Police; PAP and Punjab Home Guards	85% (Punjab Quota)	1
I.K.Gujral Punjab Technical University, Main Campus, Kapurthala	Electronics & Communication Engineering	Riot affected/Terrorist Affected families	85% (Punjab Quota)	1
I.K.Gujral Punjab Technical University, Main Campus, Kapurthala	Electronics & Communication Engineering	Schedule Castes / Scheduled Tribes	15% (Other State Quota)	2
I.K.Gujral Punjab Technical University, Main Campus, Kapurthala	Electronics & Communication Engineering	Schedule Castes / Scheduled Tribes	85% (Punjab Quota)	9
I.K.Gujral Punjab Technical University, Main Campus, Kapurthala	Electronics & Communication Engineering	Sports Persons	85% (Punjab Quota)	1
I.K.Gujral Punjab Technical University, Main Campus, Kapurthala	Electronics & Communication Engineering	T-Sunami Victims/Cancer/AIDS/Thalass emia	85% (Punjab Quota)	1
I.K.Gujral Punjab Technical University, Main Campus, Kapurthala	Electronics & Communication Engineering -Fee Waiver	General	85% (Punjab Quota)	2


 Head
 Department of Electronics & Communication Engineering
 IK Gujral Punjab Technical University
 Main Campus, Kapurthala (Punjab)-144603

Seat Matrix of IKGPTU Campus for M Tech course for session 2017-2018																							
Name of the College / Institute	Name of the M. Tech. Courses	Sanctioned Intake	Mgt. Quota	Counseling Quota	85% quota	1	2	3	4	5	6	7	8	9	10	11	12	13	Diff	15% Category	1	2	3
						SC	BC	BR	BA	SP	FF	DP	DF	PM	RT	SGC	TS	Gen			Gen	SC / ST	BC
						25%	5%	2%	2%	2%	1%	3%	2%	2%	2%	1%	1%	52%			70%	25%	5%
IKGPTU, Main Campus, Kapurthala	M. Tech. ECE (Wireless Communication Engg)	25		25	21	5	1	1		1		1			1			11	0	4	2	1	1


 Head
 Department of Electronics & Communication Engineering
 IK Gujral Punjab Technical University
 Main Campus, Kapurthala (Punjab)-144603

Seat Matrix of IKGPTU Campus for B.Tech 1st year course for session 2018-19																						
StreamName	InstituteName	ProgramName	OP	SCST	BC	TS	FF	BA	BOA	SP	DP	TR	SGC	WPP	HCB	HDD	HCO	OP-OS	SCST-OS	BC-OS	TFW	Total
B.Tech. 1st Year	I.K. Gujral Punjab Technical University, Main Campus, Kapurthala	Electronics & Communication Engineering	25	12	3	0	1	1	1	1	1	1	1	1	0	0	3	6	2	1	3	63


 Head
 Department of Electronics & Communication Engineering
 IK Gujral Punjab Technical University
 Main Campus, Kapurthala (Punjab)-144603

Seat Matrix of IKGPTU Campus for M.Tech course for session 2018-2019																							
Name of the College / Institute	Name of the M. Tech. Courses	Sanctioned Intake	Mgt. Quota	Counseling Quota	85% quota	1	2	3	4	5	6	7	8	9	10	11	12	13	Diff	15% Category	1	2	3
						SC	BC	BR	BA	SP	FF	DP	DF	PM	RT	SGC	TS	Gen			Gen	SC / ST	BC
						25%	5%	2%	2%	2%	1%	3%	2%	2%	2%	1%	1%	52%			70%	25%	5%
IKGPTU, Main Campus, Kapurthala	M. Tech. ECE (Wireless Communication Engg)	25		25	21	5	1	1		1		1			1			11	0	4	2	1	1


 Head
 Department of Electronics & Communication Engineering
 IK Gujral Punjab Technical University
 Main Campus, Kapurthala (Punjab)-144603

B.Tech 2nd year Batch2018-19

Sr. No.		190
Institute Name		
Branch		B.Tech. (ECE) LEET
Total Seats 2017-18		45
Vacant Seats 2018-19		32
LEET Seats 2019-20		4
Total LEET Seats		36
Couns Quota		36
85%		31
SC/ST	25%	9
BC	5%	2
BR	2%	0
BA	2%	1
SP	2%	0
FF	1%	0
DP-B	1%	
DP-DD	1%	0
DP-O	1%	
DF	2%	0
PM	2%	0
RT	2%	0
TS	1%	
SGC	1%	0
Gen	52%	19
Total 85% Seats		31
Diff		0
15% Quota		5
Gen	70%	4
SC/ST	25%	1
BC	5%	0
Total 15% Seats		5
Diff		0

Head
 Department of Electronics & Communication Engineering
 IK Gujral Punjab Technical University
 Main Campus, Kapurthala (Punjab)-144603

Seat Matrix of IKGPTU Campus for B.Tech 1st year course for session 2019-20																						
StreamName	InstituteName	ProgramName	OP	SCST	BC	TS	FF	BA	BOA	SP	DP	TR	SGC	WPP	HCB	HDD	HCO	OP-OS	SCST-OS	BC-OS	TFW	Total
B.Tech. 1st Year	I.K. Gujral Punjab Technical University, Main Campus, Kapurthala	Electronics & Communication Engineering	25	12	3	0	1	1	1	1	1	1	1	1	0	0	3	6	2	1	3	63



 Head
 Department of Electronics & Communication Engineering
 IK Gujral Punjab Technical University
 Main Campus, Kapurthala (Punjab)-144603

Seat Matrix of IKGPTU Campus for M.Tech course for session 2019-2020																							
Name of the College / Institute	Name of the M. Tech. Courses	Sanctioned Intake	Mgt. Quota	Counseling Quota	85% quota	1	2	3	4	5	6	7	8	9	10	11	12	13	Diff	15% Category	1	2	3
						SC	BC	BR	BA	SP	FF	DP	DF	PM	RT	SGC	TS	Gen			Gen	SC / ST	BC
						25%	5%	2%	2%	2%	1%	3%	2%	2%		1%	1%	52%			70%	25%	5%
IKGPTU, Main Campus, Kapurthala	M. Tech. ECE (Wireless Communication Engg)	25		25	21	5	1	1		1		1			1			11	0	4	2	1	1



 Head
 Department of Electronics & Communication Engineering
 IK Gujral Punjab Technical University
 Main Campus, Kapurthala (Punjab)-144603

B.Tech 2nd year 2019-20

Institute Name		IKGPTU
Branch		B.Tech. (ECE) LEET
Total Seats 2018-19		60
Vacant Seats 2018-19		50
LEET Seats 2019-20		6
Total LEET Seats		56
Couns Quota		56
85%		48
SC/ST	25%	12
BC	5%	2
BR	2%	1
BA	2%	1
SP	2%	1
FF	1%	1
DP-B	1%	
DP-DD	1%	1
DP-O	1%	
DF	2%	1
PM	2%	1
RT	2%	1
TS	1%	
SGC	1%	1
Gen	52%	25
Total 85% Seats		48
Diff		0
15% Quota		8
Gen	70%	5
SC/ST	25%	2
BC	5%	1
Total 15% Seats		8
Diff		0


Head 
 Department of Electronics & Communication Engineering
 IK Gujral Punjab Technical University
 Main Campus, Kapurthala (Punjab)-144603

Seat Matrix of IKGPTU Campus for B.Tech 1st year course for session 2020-21																						
StreamName	InstituteName	ProgramName	OP	SCST	BC	TS	FF	BA	BOA	SP	DP	TR	SGC	WPP	HCB	HDD	HCO	OP-OS	SCST-OS	BC-OS	TFW	Total
B.Tech. 1st Year	I.K. Gujral Punjab Technical University, Main Campus, Kapurthala	Electronics & Communication Engineering	25	12	3	0	1	1	1	1	1	1	1	1	0	0	3	6	2	1	3	63


 Head
 Department of Electronics & Communication Engineering
 IK Gujral Punjab Technical University
 Main Campus, Kapurthala (Punjab)-144603








Seat Matrix of IKGPTU Main Campus M.Tech for session 2020-21


Stream	Group	Seat Type	Institute Type	Institute	Program	Gender	Quota	Open	Backward Class	SC/ST	T-Sunami	Freedom Fighter	Backward Area	Border Area	Sports Person	Defence Personnel	Riots Victims	Para Military Force	Single Girl Child	Open-TFW	Persons with Disabilities	Total Seats	
M.Tech	Non Sikh Status	Urban	I.K. Gujral Punjab Technical University (Govt)	I.K. Gujral Punjab Technical University, Main Campus, Kapurthala	Electronics and Communication Engineering (Wireless Communication)	Both Male and Female Seats	Home State	8	0	4	0	1	1	0	0	0	0	0	0	0	0	1	15
M.Tech	Non Sikh Status	Urban	I.K. Gujral Punjab Technical University (Govt)	I.K. Gujral Punjab Technical University, Main Campus, Kapurthala	Electronics and Communication Engineering (Wireless Communication)	Both Male and Female Seats	Other State	2	0	1	0	0	0	0	0	0	0	0	0	0	0	0	3
																					Total	18	


 Head
 Department of Electronics & Communication Engineering
 IK Gujral Punjab Technical University
 Main Campus, Kapurthala (Punjab)-144603

IKG Punjab Technical University, Main Campus, Kapurthala

Seat Matrix (LEET Admissions 2020-21)

Inst ID	447	447	447	447	447	447	447
Institute Name	I.K. Gujral Punjab Technical University Main Campus, Kapurthala						
Branch ID	131	508	133	135	136	144	509
Branch Name	B.Tech. (Civil Engg)	B.Tech. (Computer Engg)	B.Tech. (Computer Sc. & Engg)	B.Tech. (Electrical Engg)	B.Tech. (Electronics & Comm Engg)	B.Tech. (Mechanical Engg)	B.Tech. (Software Engg)
1st Year Seats 2019-20	60	60	60	60	60	60	30
Final Seats Filled	26	46	59	35	41	33	20
Vacant Seats	35	22	0	22	17	28	12
LEET Seats 2020-21	6	6	6	6	6	6	3
Total LEET 2020-21	41	28	6	28	23	34	15
Managemt							
Couns Seats	41.00	28.00	6.00	28.00	23.00	34.00	15.00
85% Quota	35.00	24.00	5.00	24.00	19.00	29.00	13.00
SC/ST 25%	9.00	6.00	1.00	6.00	5.00	7.00	3.00
BC 5%	2.00	1.00		1.00	1.00	1.00	1.00
BR 2%	1.00			1.00		1.00	
BA 2%	1.00	1.00			1.00		
SP 2%				1.00		1.00	1.00
FF 1%		1.00				1.00	
DP-B							
DP-DD							
DP-O 5%	2.00	1.00		1.00	1.00	1.00	1.00
DF 2%	1.00			1.00		1.00	
PM 2%		1.00		1.00	1.00		
RT 2%	1.00	1.00				1.00	
TS 1%			1.00				
SGC 1%						1.00	
Gen 50%	18.00	12.00	3.00	12.00	10.00	14.00	7.00
Total 85% Seats	35.00	24.00	5.00	24.00	19.00	29.00	13.00
Diff	0.00	0.00	0.00	0.00	0.00	0.00	0.00
15% Quota	6.00	4.00	1.00	4.00	4.00	5.00	2.00
Gen 70%	4.00	3.00	1.00	3.00	3.00	3.00	1.00
SC/ST 25%	2.00	1.00		1.00	1.00	1.00	1.00
BC 5%						1.00	
Total 85% Seats	6.00	4.00	1.00	4.00	4.00	5.00	2.00
Diff	0.00	0.00	0.00	0.00	0.00	0.00	0.00
Fee Waiver Seats					1	1.00	
Signatures of HODs							


 Head
 Department of Electronics & Communication Engineering
 IK Gujral Punjab Technical University
 Main Campus, Kapurthala (Punjab)-144603