

2.1.2 Average percentage of seats filled against seats reserved for various categories (SC, ST, OBC, Divyangjan, etc.) as per applicable reservation policy during the last five years
 2.1.2.1: Number of actual students admitted from the reserved categories year wise during the last five years

Table 3

| Year | Number of seats earmarked for reserved category as per GOI or State Government rule | | | | | Number of students admitted from the reserved category | | | | |
|-----------------|---|--|-----|-----|--------|--|----|-----|-----|--------|
| | SC/ST | | OBC | Gen | Others | SC | ST | OBC | Gen | Others |
| 2016-2017 | 7 | | 1 | 14 | 3 | 3 | 0 | 1 | 13 | 0 |
| 2017-2018 | 7 | | 1 | 14 | 3 | 5 | 0 | 1 | 14 | 1 |
| 2018-2019 (MSc) | 7 | | 1 | 14 | 3 | 1 | 0 | 0 | 3 | 0 |
| 2019-2020 (MSc) | 7 | | 1 | 14 | 3 | 0 | 0 | 0 | 0 | 0 |
| 2019-2020 (BSc) | 11 | | 3 | 25 | 6 | 3 | 0 | 3 | 6 | 0 |
| 2020-2021 (MSc) | 7 | | 1 | 14 | 3 | 0 | 0 | 0 | 0 | 0 |
| 2020-2021 (BSc) | 11 | | 3 | 25 | 6 | 2 | 0 | 2 | 6 | 0 |

* In case of Minority Institutions, the column Others may be used and the status of reservation for minorities specified along with supporting documents.

2.1.2.1: Number of actual students admitted from the reserved categories (year-wise during last five years)

Table 4


| Year | 2016-2017 | 2017-2018 | 2018-2019 | 2019-2020 | 2020-2021 |
|---|-----------|-----------|-----------|-----------|-----------|
| Number of students admitted in SC category | 3 | 5 | 1 | 3 | 2 |
| Number of students admitted in ST category | 0 | 0 | 0 | 0 | 0 |
| Number of students admitted in OBC category | 1 | 1 | 0 | 3 | 2 |
| Number of students admitted in General category | 13 | 14 | 3 | 6 | 6 |
| Number of students admitted in Other category | 0 | 1 | 0 | 0 | 0 |

Note: Please fill the above data on the basis of data filled in Table 3.

Table 5

[Handwritten signature]
 Head
 Department of
 B. Sc. Panchajanya
 Kapatthala - 11

| Year | 2016-2017 | 2017-2018 | 2018-2019 | 2019-2020 | 2020-2021 |
|---|-----------|-----------|-----------|-----------|-----------|
| Number of seats earmarked for SC category | 7 | 7 | 7 | 7+11 | 7+11 |
| Number of students admitted in SC category | 3 | 5 | 1 | 0+3 | 0+2 |
| Percentage per year | 43 | 71 | 14 | 17 | 11 |
| Average Percentage | 31.2 | | | | |
| Number of seats earmarked for ST category | - | - | - | - | - |
| Number of students admitted in ST category | - | - | - | - | - |
| Percentage per year | - | - | - | - | - |
| Average Percentage | - | - | - | - | - |
| Number of seats earmarked for OBC category | 1 | 1 | 1 | 1+3 | 1+3 |
| Number of students admitted in OBC category | 1 | 1 | 0 | 0+3 | 0+2 |
| Percentage per year | 100 | 100 | 0 | 75 | 50 |
| Average Percentage | 65 | | | | |
| Number of seats earmarked for General category | 14 | 14 | 14 | 14+25 | 14+25 |
| Number of students admitted in General category | 13 | 14 | 3 | 6 | 6 |
| Percentage per year | 93 | 100 | 21 | 9 | 9 |
| Average Percentage | 46.4 | | | | |
| Number of seats earmarked for Other category | 3 | 3 | 3 | 3+6 | 3+6 |
| Number of students admitted in Other category | 0 | 1 | 0 | 0 | 0 |


 Head of the Institution
 V.G.P. College of Engineering
 Kuppam, Tiruvallur District, Tamil Nadu

10 Dated 20.02.2020


| | | | | | |
|---|---|----|---|---|---|
| Percentage per year | 0 | 33 | 0 | 0 | 0 |
| Average Percentage | 7 | | | | |
| Note: Please fill the above data on the basis of data filled in Table 3. | | | | | |

Formula:

Percentage per year =

$$\frac{\text{Actual number of students admitted from the reserved category} \times 100}{\text{Number of seats earmarked for reserved category as per GOI or State Government Rules}}$$

$$\text{Average Percentage} = \frac{\sum \text{Percentage per year}}{5} = 36.50\%$$


Head
Department of Chemical Sciences
IKG Punjab Technical University
Kapurthala - 144603 Punjab (INDIA)

**IKG Punjab Technical University, Kapurthala
Department of Physical Sciences, Main Campus**

Ref No. IKGPTU/PS/2089

Date 29/05/2019


Minutes of Meeting


A meeting of the followings held on May 28, 2019 in the office of HOD (Physical Sciences) at 10:00 AM to discuss and finalize the seat matrix for admission 2019-20 in the courses of B.Sc. Chemistry (Honors), B.Sc. Physics (Honors), B.Sc. Mathematics (honors):


4. Dr. Amit Sarin, HoD, Physical Sciences
5. Dr. Ashish Arora (HOD, Mathematics)
6. Dr. Rupesh Kumar (AP, Chemical Sciences)

The HODs have deliberated on the seat matrix of B.Sc. Chemistry (Honors), B.Sc. Physics (Honors), B.Sc. Mathematics (Honors) and made the following recommendations:

4. The committee has referred the notification of Government of Punjab Department of Technical Education and Industrial training (Memo no. 10/2/05-TE2/1987, dated Chandigarh, 11/7/2012), published as annexure II in the information brochure 2018-19.
5. The seat matrix proposed is attached as Annexure-A.
6. From session 2020-21 onwards the roster in reserved categories will be followed as per the Punjab Government IKGPTU norms.



Dr. Amit Sarin
(Physical Sci.)



Dr. Ashish Arora
(Mathematics Sci.)


Dr. Rupesh Kumar
(Chemical Sci.)


Dr. Satvir Singh (Chairperson, Seat Matrix Committee)

Cc: Director Main Campus /


29/5/19


Head
Department of Chemical Sciences
IKG Punjab Technical University
Kapurthala - 144003 Punjab (INDIA)

| UGC Courses | Sr. No. | 1 | 2 | 3 | 4 | 5 |
|-------------|------------------------|--------------------------|--------------------------|--------------------------|--------------------------|--------------------------|
| | Type | | | | | |
| | Name of The College | IKGPTU, Main Campus, KPT | IKGPTU, Main Campus, KPT | IKGPTU, Main Campus, KPT | IKGPTU, Main Campus, KPT | IKGPTU, Main Campus, KPT |
| | UGC | M.Sc Food Technology | M.Sc Chemistry | M.Sc Physics | M.Sc Mathematics | M.Sc Clinical Research |
| | Intake 2018-19 | 25 | 25 | 25 | 25 | 10 |
| | Couns %age | 100% | 100% | 100% | 100% | 100% |
| | Couns Seats | 25 | 25 | 25 | 25 | 10 |
| | 85% Quota | 21 | 21 | 21 | 21 | 9 |
| SC/ST | 25% | 5 | 6 | 5 | 5 | 2 |
| BC | 5% | 1 | 1 | 1 | 1 | |
| BR | 2% | 1 | | 1 | | |
| BA | 2% | | 1 | | 1 | 1 |
| SP | 2% | | 1 | 1 | | |
| FF | 1% | | | | 1 | |
| DP-B | 1% | | 1 | | | |
| DP-DD | 1% | | | 1 | | |
| DP-O | 1% | | | | | |
| DF | 2% | 1 | | | 1 | 1 |
| PM | 2% | | | | 1 | |
| RT | 2% | 1 | | | 1 | |
| TS | 1% | 1 | | | | |
| SGC | 1% | | | 1 | | |
| Gen | 52% | 11 | 11 | 11 | 10 | 5 |
| | Total 85% Seats | 21 | 21 | 21 | 21 | 9 |
| | Diff | 0 | 0 | 0 | 0 | 0 |
| | 15% Quota | 4 | 4 | 4 | 4 | 1 |
| Gen | 70% | 3 | 3 | 3 | 2 | 1 |
| SC/ST | 25% | 1 | 1 | 1 | 1 | |
| BC | 5% | | | | 1 | |
| | Total 86% Seats | 4 | 4 | 4 | 4 | 1 |
| | Diff | 0 | 0 | 0 | 0 | 0 |


 Head
 Department of Chemical Sciences
 IKG Punjab Technical University
 Kapurthala - 144003 Punjab (INDIA)

| UGC Courses | Sr. No. | 1 | 2 | 3 | 4 | 5 |
|-------------|------------------------|---|---|---|---|---|
| | Type | | | | | |
| | Name of the Department | Department of Food Science & Technology, IKGPTU, Main Campus, KPT | Department of Chemical Sciences, IKGPTU, Main Campus, | Department of Physical Sciences, IKGPTU, Main Campus, KPT | Department of Mathematics, IKGPTU, Main Campus, KPT | Department of Food Science & Technology, IKGPTU, Main Campus, KPT |
| | UGC | M.Sc Food Technology | M.Sc Chemistry | M.Sc Physics | M.Sc Mathematics | M.Sc Clinical Research |
| | Intake 2019-20 | 25 | 25 | 25 | 25 | 10 |
| | Cours %age | 100% | 100% | 100% | 100% | 100% |
| | Cours Seats | 25 | 25 | 25 | 25 | 10 |
| | 85% Quota | 21 | 21 | 21 ✓ | 21 | 9 |
| SC/ST | 25% | 5 | 6 | 5 ✓ | 5 | 2 |
| BC | 5% | 1 | 1 | 1 | 1 | |
| SR | 2% | 1 | | 1 | | |
| SA | 2% | | 1 | | | |
| SP | 2% | | 1 | | 1 | 1 |
| FF | 1% | | 1 | 1 | | |
| DP-B | 1% | | | | 1 | |
| DP-DD | 1% | | 1 | | | |
| DP-O | 1% | | | 1 | | |
| DF | 2% | 1 | | | | |
| PM | 2% | | | | 1 | 1 |
| RT | 2% | 1 | | | 1 | |
| TS | 1% | 1 | | | 1 | |
| SGC | 1% | | | | | |
| Gen | 52% | 11 | 11 | 11 ✓ | 10 | 5 |
| | Total 85% Seats | 21 | 21 | 21 | 21 | 9 |
| | Diff | 0 | 0 | 0 | 0 | 0 |
| | 15% Quota | 4 | 4 | 4 | 4 | 1 |
| Gen | 70% | 3 | 3 | 3 ✓ | 2 | 1 |
| SC/ST | 25% | 1 | 1 | 1 | 1 | |
| BC | 5% | | | | 1 | |
| | Total 85% Seats | 4 | 4 | 4 | 4 | 1 |
| | Diff | 0 | 0 | 0 | 0 | 0 |

Handwritten signature

Head
Department of Chemical Sciences
IIT Punjab Technical University
Kapurdhala - 141003 Punjab (INDIA)